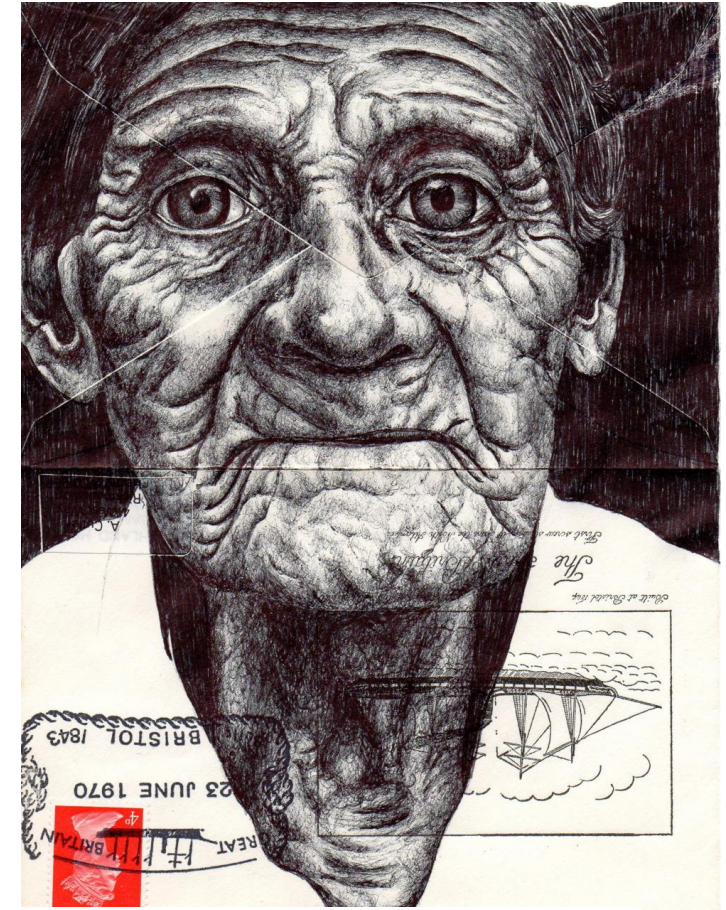
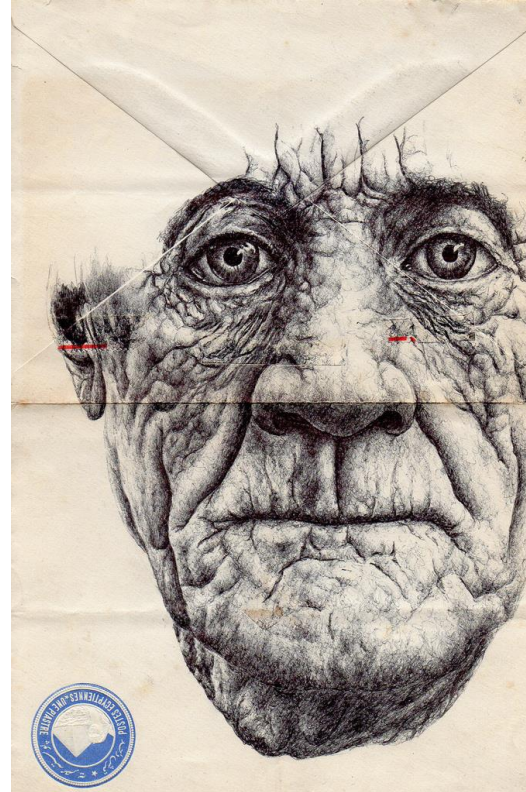


MEET THE ARTISTS




Mark Powell 1980 - current



Mark grew up in West Yorkshire and went on to study Fine art, drawing and painting at Huddersfield University. He then went on to live and work in London. He uses normal biro pens onto old envelopes and letters!

Russ Mills


1952 -current



Contemporary artist from Yorkshire He paints, creates multimedia installations, designs stage sets and lighting and has produced record covers and book covers. These are part of his portrait collection.

Jonathan Yeo

1970 - current



Contemporary portrait painter from London, He has painted many famous people ranging from actors to politicians. He had a major exhibition in the national portrait gallery in 2013 and at the laing art gallery in newcastle in 2015

You can look at more information and work by the artists at these websites! They have even uploaded some amazing videos of their work taking shape!


<https://www.markpowellartist.com/> (Mark Powell)

<https://www.jonathanyeo.com/welcome> (JONATHAN YEO)

<https://www.byroglyphics.co.uk/> (RUSS MILLS)


The choice is yours

Choose one of the artists you would like to explore further .




Mark Powell

or



Russ Mills



Jonathan Yeo

Create a small copy of one of the artist portraits . Try to use similar materials to the artist if possible.



Use guidelines to ensure your portrait is accurately proportioned.


You can concentrate on a section of the face if you prefer.

Plot in pencil first before adding a new material.



Charcoal

BIRO PEN



Pen & wash