












Product Design Task 1—Year 8—Recognising Materials, Tools and Machinery

Use what you have learned in the lesson and the internet to complete the table of information below.
You may find the following website helpful: <http://www.technologystudent.com/equip1/equipex1.htm>

Success Criteria		Self	Parent/ Guardian
Knowledge	You described at least one property of each material.		
	You explained the function of each tool.		
	You wrote in sentences.		
	You have good spelling, punctuation and grammar.		
	You used key words consistently throughout to describe the properties of materials.		
	You justified your choices.		
	Your answers are specific and detailed.		
	You resized the images to fit in the space given.		
	Your work is well presented.		

Material	Image	Properties of	Tool/Machinery Name	Image	Function (what is the tool/ machinery used for)
					
					
					
					
					
					
					

Key Words

Plywood	Hammer	Scroll Saw
Pine Dowel	Try Square	Disc Sander
Cardboard	Steel Rule	Line Bender
Acrylic	Sand Paper	Convection Oven

Extension Task—Research other materials, tools and machinery you have not used in Year 7 or 8. You may use these next year during Year 9!

Product Design Task 2—Year 8—Art Deco

Use what you have learned in the lesson and the internet to create 3 pattern designs inspired by Art Deco. You may find it useful to copy parts of the images below or even draw out zoomed in sections from the images to create your patterns.

Success Criteria		Self	Parent/ Guardian
Knowledge	You successfully identified a range of interesting and different patterns.		
	You used a range of pencil techniques to create patterns e.g. different line weight, drawing using small circles or cross hatching.		
	You carefully consider which areas to leave white and which to shade to create the most impact.		
	You presented your work in a creative way.		
	You showed variety in the patterns you have created.		
	Your work is well presented.		



Key Words		
Art Deco	Vibrant	Symmetrical
Sunbeam	Colour	Elegant
Bold	Pattern	Stylish
Clear	Geometric	Streamlined

Art Deco Key Features
Distinctive circular patterns
Use of symmetry
Bold straight lines
Subtle use of colour and shade
Often look abstract

Extension Task—Try to redesign an every day item in the style of Art Deco e.g. a chair or table.