







## Pre-School Home Learning Grid: Spring Term

<p><b><u>Visiting your local area</u></b></p> <p>This term we will be learning about our local area. Can you visit your local library? Or art gallery?</p> <p>How did you travel there? What exciting things did you see?</p> <p>Post a photo/video on Tapestry of your visit to your local area and tell us all about it during our Tapestry Talking Time.</p> 	<p><b><u>Phonics</u></b></p>  <p><b><u>Letter Formation Cards</u></b></p> <p>Can you recite our Alphabet Chant using either the letter names or sounds?</p> <p>What phonemes can you hear at the start of everyday words? (e.g. "What phoneme do you hear at the start of sun?" //S//)</p>	<p><b><u>Maths</u></b></p> <p>Can you play some 'subitising games'? Practice that instantaneous recognition of number.</p> <p>How many dots can you see on the dice?</p> <p>How many dots can you see on the dominoes?</p> <p>Can you show your adult on your fingers? How many?</p> 
<p><b><u>Growing independence ready for Reception</u></b></p> <p>Can you practice key independent skills? Can you put your coat on by yourself? Can you get dressed with little help?</p> <p>Play lots of turning taking games where you can practice sharing, listening to instructions and paying attention for short periods of time.</p> <p>For more information on practising key skills for Reception, please explore the <a href="#"><b><u>Starting Reception booklet</u></b></a></p>	<p><b><u>Get creative!</u></b></p> <p>Can you use scissors and glue to create a collage?</p> <p>Can you use your creativity to make a 3D junk model flower for summer?</p> 	<p><b><u>Being active outdoors</u></b></p> <p>Let's practice those gross motor skills and enjoy the outdoors!</p> <p>Can you play throw and catch with a friend or your family?</p> <p>Can you use your scooter or bicycle to travel to school?</p>
<p><b><u>Personal, Social and Emotional Development</u></b></p> <p>Getting Reception ready this term we will also focus on labelling emotions, modelling empathy and conflict resolution.</p> <p>Can you use stories and play to talk about emotions and kindness?</p>  <p><b><u>Kindness, compassion and empathy: picture books   BookTrust</u></b></p>	<p><b><u>Sharing Stories</u></b></p> <p>Read aloud together at home or outside.</p> <p>What did you see in the pictures?</p> <p>What do you think will happen next in the story?</p> <p>Share your favourite story on Tapestry.</p> 	<p><b><u>Cook and chat!</u></b></p> <p>Can you cook a simple recipe with your family.</p> <p>Develop your communication and language through conversation and instruction.</p> <p>"Can you add the tomatoes?"</p> <p>"Let's stir it slowly."</p> <p>"What do we need next?"</p> <p><b><u>Recipes - Healthier Families - NHS</u></b></p>

These are suggested activities to help your child consolidate the learning done in school, use this as an opportunity for your child to show you some of the things they have learnt to do. Please complete the activities over the next half term and share your home learning via your child's Tapestry learning portal. If you would like any additional resources or support with the activities, please contact a member of staff.