





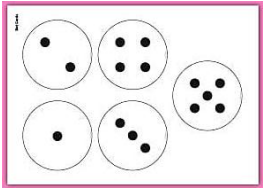









Reception Home Learning Grid: Spring Term

<p style="text-align: center;">The world around us</p> <p>Spring time is a time of celebrating new life. Go on a Spring welly walk. What new life can you spot?</p> <div style="display: flex; justify-content: space-around;">   </div>	<p style="text-align: center;">Listening Game</p> <p>Can you play I – Spy? What can you see around you? Have a go at using the digraphs we have been learning in phonics. Challenge: Can you write the words down? Sound them out and have a go!</p> <div style="display: grid; grid-template-columns: 1fr 1fr 1fr; gap: 10px;"> <div style="border: 1px solid black; padding: 5px; text-align: center;">zz</div> <div style="border: 1px solid black; padding: 5px; text-align: center;">qu</div> <div style="border: 1px solid black; padding: 5px; text-align: center;">ch </div> <div style="border: 1px solid black; padding: 5px; text-align: center;">sh </div> <div style="border: 1px solid black; padding: 5px; text-align: center;">th </div> <div style="border: 1px solid black; padding: 5px; text-align: center;">ng </div> </div>	<p style="text-align: center;">Maths Challenge</p> <p>Create your own dot patterns from 1–5 to practise subitising. <i>How many different ways can you arrange the numbers?</i> Play a game like we do in school, e.g. 4 or not 4 – show a dot card and the other person has to say if it is 4 or not 4. They can then say the correct number.</p> <div style="border: 1px solid black; padding: 10px; display: inline-block;">  </div> <p>Challenge: Can you put the dot cards in order?</p>
<p style="text-align: center;">World Book Day</p> <p>Can you design and colour a bookmark for your favourite book?</p> <p>See if you can include any characters or settings from the book.</p> 	<p style="text-align: center;">Reading Challenge</p>  <ul style="list-style-type: none"> • Read a book in your pyjamas • Read a funny story • Read a book about animals • Read a rhyming book • Read outdoors • Read to your teddy • Read a non-fiction book • Read a book wearing a silly hat! 	<p style="text-align: center;">Writing Challenge</p> <p>Build a model or create a scene using toys you have at home e.g. Lego, blocks, teddies, trains etc.</p> <p>Write a label for your model or scene.</p> <p>Think about the first sound you can hear and then use your phonics to sound out and have a go at the rest of the word.</p> 
<p style="text-align: center;">Observational Drawing</p>  <p>How to Draw Spring Flowers</p> <p>Draw some Spring flowers, you can use this video to help or find some outside.</p> <p>What shapes can you see? Do you know the name of these Spring flowers? Can you label your picture?</p>	<p style="text-align: center;">Art Challenge</p> <p>This term, we will be learning about the artist Gustav Klimt. Can you create some artwork inspired by his paintings of nature? Maybe you could do your own 'Tree of Life'.</p> <div style="display: flex;">   </div>	<p style="text-align: center;">Food Tasting</p> <p>Can you try a food you have never tasted before? Upload a picture to tapestry and tell us what it smelt, tasted like and if you enjoyed it.</p> 

These are suggested activities to help your child consolidate the learning done in school, use this as an opportunity for your child to show you some of the things they have learnt to do. Please complete the activities over the next half term and share your home learning via your child's Tapestry learning portal. If you would like any additional resources or support with the activities, please contact a member of staff.