



**Ruth Miskin  
Training**



**Parents' Meeting**  
*Introduction to*  
*Read Write Inc.*

# Read Write Inc. Phonics daily lessons



# One-to-one tutoring – ‘keep up, not catch up!’

---



# What is phonics?

---

Sounds

Graphemes

# English alphabetic code

---

- 44 sounds
- 26 letters
- Over 150+ graphemes (letter combinations)

One of the most complex alphabetic codes in the world.

# Speed Sounds Set 1 and Set 2

## Consonant sounds – stretchy

f	l	m	n	r	s	v	z	sh	th	ng
										nk

## Consonant sounds – bouncy

b	c	d	g	h	j	p	qu	t	w	x	y	ch
	k											

## Vowel sounds – bouncy

a	e	i	o	u
---	---	---	---	---

## Vowel sounds – stretchy

ay	ee	igh	ow
----	----	-----	----

## Vowel sounds – stretchy

oo	oo	ar	or	air	ir	ou	oy
----	----	----	----	-----	----	----	----

# Pure Sounds ([ruthmiskin.com](http://ruthmiskin.com))


---

## Sound pronunciation guide



# Name the pictures

---





# Teaching letter formation

## Handwriting phrases for helping your child to form letters

This works best if your child practises for a short time every day.

1. Show the picture side and air-write as you say the phrase.
2. Ask your child to practise in the air with you.
3. Using a sharp pencil and sat at a table, encourage your child to have a go.
4. Praise your child for their efforts.

m Maisie, mountain, mountain  
a round the apple, down the leaf  
s slither down the snake  
d round his bottom, up his tall neck and down to his feet  
t down the tower, across the tower  
i down the body, dot for the head  
n down Nobby, over his net  
p down the plait and over the pirate's face  
g round her face, down her hair and give her a curl



# Speed Sounds Set 3

## Consonant sounds

f	l	m	n	r	s	v	z	sh	th	ng
ff	ll	mm	nn	rr	ss	ve	zz	ti		nk
ph	le	mb	kn	wr	se		s	ci		
					c		se			
					ce					

b	c	d	g	h	j	p	qu	t	w	x	y	ch
bb	k	dd	gg		j	pp		tt	wh			tch
	ck				g							
	ch				ge							
					dge							

## Vowel sounds

a	e	i	o	u	ay	ee	igh	ow
	ea				<u>a-e</u>	<u>e-e</u>	<u>i-e</u>	<u>o-e</u>
					ai	y	ie	oa
						ea	i	o
						e	y	

oo	oo	ar	or	air	ir	ou	oy	ire	ear	ure
<u>u-e</u>			oor	are	ur	ow	oi			
ue			ore		er					
<u>ew</u>			<u>aw</u>							
			au							

# Picture Phrases

ay



may I play?

2. day, play, may, way, lay, say, tray, spray

aw



yawn at dawn

3. saw, raw, law, straw, dawn, paw,  
crawl, jaw, claw, yawn

# Fred

---



# Sounds + blending = reading

---



+

sat

# 'Special Friends', 'Fred Talk', read the word

---

spray

crawl

# Fred Talk routine

---

1. Say the word in sounds as Fred e.g. c-a-t.
2. Ask your child to repeat. Can they 'jump-in' with the whole word?
3. Say the word in sounds followed by the whole word e.g. c-a-t, cat
4. Ask your child to repeat



Fred games and Fred talk throughout the day

---

Shall we have some **l-u-n-ch**?

What would you like to **p-l-ay**?

Let's put on your **c-o-a-t**.





# Teach spelling using Fred Finger

---



# 'Three with me, four at home'

---

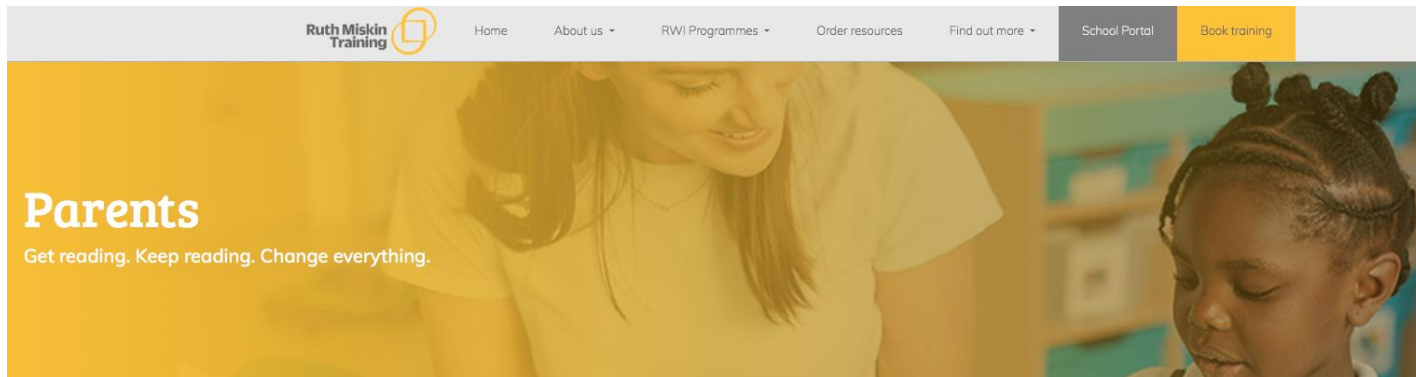
Accuracy

Fluency

Comprehension

Read and enjoy at home

# Free Video Tutorials (ruthmiskin.com)

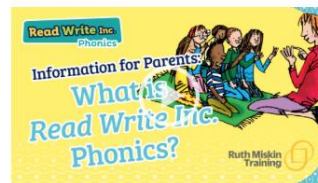


## ***Read Write Inc. Phonics – information for parents***

Our films show how we teach children to read and write with Read Write Inc. Phonics.

If your child is in a Read Write Inc. school or if you have bought a parent pack, the films will help you and your child practise together at home.

If you have a question for us, please get in touch via our [Facebook](#) and [Twitter](#) pages.



# What can I do?

---

1. Use pure sounds, not letter names
2. Use 'Special Friends', 'Fred Talk', read the word' to read words
3. Listen to your child read their reading book every day
4. Read stories to your child every day

## Online resources available

---

Ruth Miskin Parents' Page:

<https://www.ruthmiskin.com/en/find-out-more/parents/>

Ruth Miskin Facebook:

<https://www.facebook.com/miskin.education>

Free e-books for home reading:

<http://www.oxfordowl.co.uk/Reading/>