



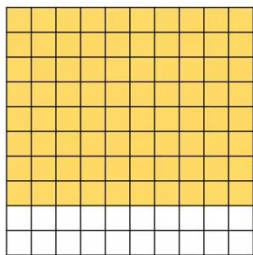
Carr Hill School

Key Instant Recall Facts Journey

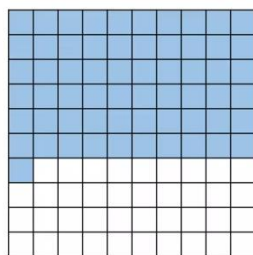
Year 3 – Autumn 1

By the end of this half term, children should know the following facts. The aim is for them to recall these facts with **speed** and **accuracy**:

Recall bonds to 100



$$80 + \underline{\quad} = 100$$



$$\underline{\quad} + \underline{\quad} = \underline{\quad}$$

Key Vocabulary

hundreds tens ones part
whole

Top tips

The secret to success is practising little and often. Use time wisely. Can you practise this KIRF whilst walking to school or during a car journey? You do not need to practise all aspects of the KIRF all at once; perhaps you could have a fact of the day, or a few facts per week to practise? If you would like more ideas, please speak to your child's teacher.

Practical ideas and resources

- Topmarks website has an interactive splat square.
- Ask your class teacher for a hundred square to support.



Carr Hill School

Key Instant Recall Facts Journey

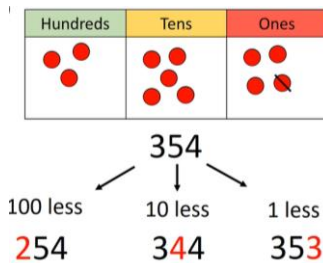
Year 3 – Autumn 2

By the end of this half term, children should know the following facts. The aim is for them to recall these facts with **speed** and **accuracy**:

Find 1, 10 or 100 more or less



Find 1, 10 or 100 more or less



Key Vocabulary

numeral digit hundreds tens ones
more than less than

___ more/less than ___ is ___

___ is ___ more/less than ___

When finding ___ more/less than a number, the ___ digit(s) changes

Top tips

The secret to success is practising little and often. Use time wisely. Can you practise this KIRF whilst walking to school or during a car journey? You do not need to practise all aspects of the KIRF all at once; perhaps you could have a fact of the day, or a few facts per week to practise? If you would like more ideas, please speak to your child's teacher.

Practical ideas and resources

- Ask your teacher for a place value chart to support activities.
- Use objects to place in the hundreds, tens and ones columns and ask:
"What is ___ more/less than ___?"
- Create a spinner with 1 more, 10 more, 100 more, 1 less, 10 less and 100 less. Spin a paperclip around a pencil to create a challenge using any 3 digit number.



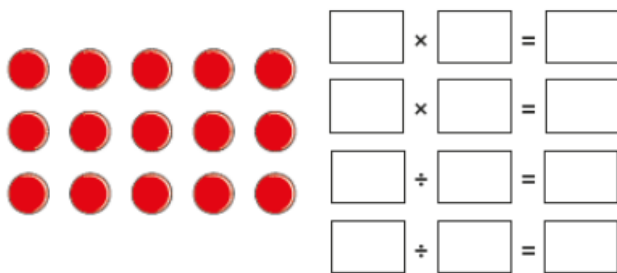
Carr Hill School

Key Instant Recall Facts Journey

Year 3 – Spring 1

By the end of this half term, children should know the following facts. The aim is for them to recall these facts with **speed** and **accuracy**:

Know the multiplication and division facts
for the 3 times tables



Key Vocabulary

multiply divide groups of factor
product array share lots of

There are ___ equal groups
with ___ in each group.

If I know ___ x 3, I can find ___
x 3 by...

Top tips

The secret to success is practising little and often. Use time wisely. Can you practise this KIRF whilst walking to school or during a car journey? You do not need to practise all aspects of the KIRF all at once; perhaps you could have a fact of the day, or a few facts per week to practise? If you would like more ideas, please speak to your child's teacher.

Practical ideas and resources

- Ask your teacher for a multiplication grid or '4 in a row' grid.
- White Rose Hub 1-Minute Maths app
- Use counters, beans or objects to create arrays (using rows and columns)
- Roll a dice and multiply the number by 3 – the first person to give the product/answer wins a point.