



XP.
TRUST



Parent Weekly Newsletter

Autumn 1, Week 1 (23/24)

4th September 2023

What's going on behind the
scenes at Carcroft School?



Dates for the forthcoming week

Dates for Diaries

<i>What?</i>	<i>When?</i>	<i>Which year groups/crews?</i>
Lunchtime clubs start this week		
Hook Week / To launch new Expeditions		
Y5/6- Virtual Reality Workshop	Monday 4th September	Y5/6
Y1/2 Family Stay and Engage Session	Monday 4th September- 2.00-3.00	Y1/2
Y5/6 Family Stay and Engage Session	Tuesday 5th September-2.15- 3.00	Y5/6
Y3/4 Visit to Murton Park	Wednesday 6th September- 9am- 4pm	Y3/4
FS1 Family Stay and Engage	Thursday 7th September- 9.00-11.30am	FS1
FS2 Family Stay and Engage	Thursday 7th September- 9.00-10am	F2
Y3/4 Family Stay and Engage	Friday 8th September-	Y3/4

Upcoming Dates...

On... Tuesday 19th September- After school

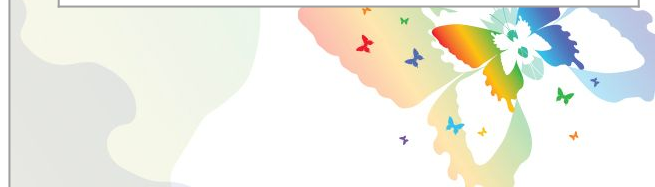
Wednesday 20th September- After school

Thursday 21st September- After school

... we will be having our Y1- Y6- Parent Meetings to discuss child's first few weeks/ strengths and next steps with Class Teacher

Google form has been sent out so parents can select a time slot.

EYFS dates for will be shared later this week.



Sharing our Stories as we go...

We understand that life gets busy so parents do not always get the chance to visit our website but we want to share with you all of the amazing stuff we get up to at Carcroft School; we call this sharing our stories.

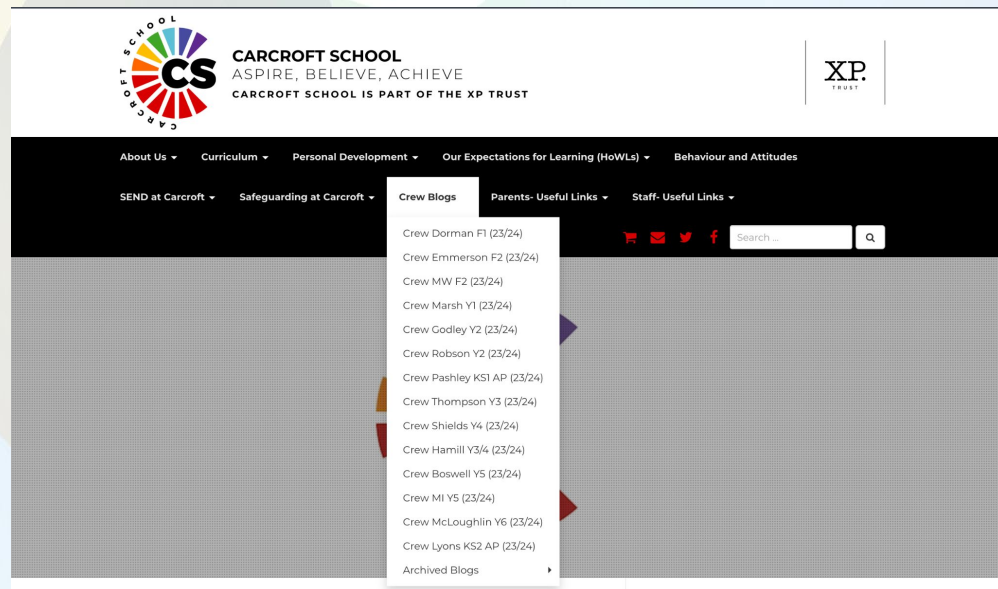
In order to share our stories, as well as blogging on our website, we are also going to provide snapshots via our weekly newsletter.

However, if you wish to see more of what your child gets up to whilst at school, head to our website using this link and head to crew blogs and select your child's crew.

[Website link](#)



XP.
TRUST



Communicating our Newsletter....

Our weekly newsletter will go out via Parent Pay.

However, we will also put our newsletter on the website for you to have a look at incase you can't find it in your email.

Head to the page, then parents and weekly newsletter.

[Website link](#)



XP.
TRUST



CARCROFT SCHOOL
ASPIRE, BELIEVE, ACHIEVE
CARCROFT SCHOOL IS PART OF THE XP TRUST

XP.
TRUST

About Us ▾ Curriculum ▾ Personal Development ▾ Our Expectations for Learning (HoWLs) ▾ Behaviour and Attitudes

SEND at Carcroft ▾ Safeguarding at Carcroft ▾ Crew Blogs ▾ Parents- Useful Links ▾ Staff- Useful Links ▾

Diary Dates

Weekly Newsletter

Carcroft School Shop **Weekly Newsletter**

School Calendar (Holiday Pattern)

School Day

School Uniform/Dress Code at Carcroft School

School Lunches

Cool Milk

Parent Pay

iPad Support

Pupil's Leave of Absence Form

Health and Wellbeing Support



Celebrating the Best Version of You!

At Carcroft School and across the XP Trust we want our children to leave us being the best version of themselves. In order to support our pupils to achieve this, we focus on three key things (3 dimensions):

1. Character Growth
2. Beautiful Work
3. Academic Success

Each week we will showcase how this is done!

Character Growth (Crew)



Building Crew...

During the first week back we always focus on building crew at Carcroft School. We understand that for some of pupils moving into a new crew can be a difficult time. Therefore, we spend time building relationships and becoming a crew. This is important because we are going to be spending a lot of time with our crew so we must invest the time in becoming comfortable with one another. We want our crews to feel like our school family.

The next few slides will showcase how we have started to build our crews across school throughout our first week.

Character Growth (Crew)



EYFS

Our guided question was.... *What makes Crew Dorman special?*



Crew Week in Nursery!

This week we have been building our crew by learning where things are in our classroom and outdoors!
We have explored our environment and learnt how to keep our classroom tidy whilst having lots of fun!

We have learnt routines for indoors and out!

We have practiced our Crew Norms, practiced our listening skills with an environmental sounds game and even tried some Squiggle Wiggle during Crew Time!

Nursery has been an exciting and colourful place to be this first week.

Our Crew display has been completed with handprints for each member of our crew!

We have made our teachers proud working hard, getting smart and being kind learning how to share our toys!



EYFS

Our guided question was....

What makes Crew MW special?



KS1

Our guided question was....

Y1- How does what I do impact others?

Y2- Does crew stop at the school gates?

Crew Marsh act of kindness ❤️

📅 1st September 2023 👤 Lauren Marsh

To end our week of kindness crew Marsh took their kindness stones and books to the local woods for children in the community to find and take home to read. We hope it has put a smile on a lot of families faces.



Spreading kindness in our community

📅 1st September 2023 👤 Nicola Robson

This week in Year 2 we have been answering the guiding question 'Does Crew stop at the school gates?'.
We decided to spread some happiness by hiding rocks and books for you all to find and even enjoyed a treat along the way!

We decided to spread some happiness by hiding rocks and books for you all to find and even enjoyed a treat along the way!

Thank you to all the parents who joined us on the walk, there were some very tired legs at the end!!



KS1

Our guided question was....



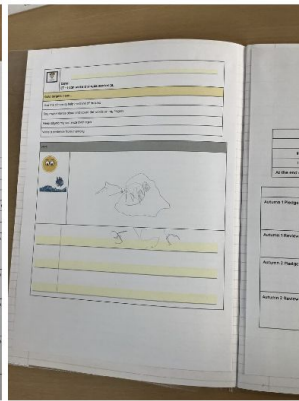

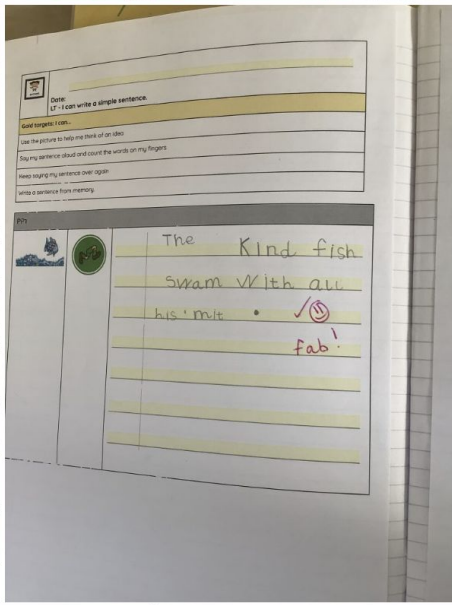
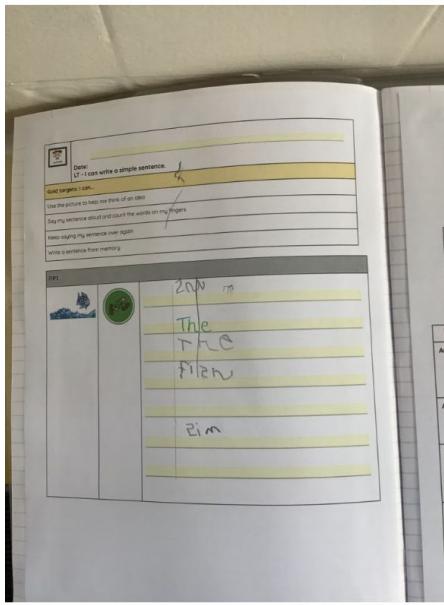
Y1- How does what I do impact others?

Y2- Does crew stop at the school gates?



Y1

Linking Crew to English. Y1 have read the Rainbow Fish and talked about how important being kind is. They then did some writing about the rainbow fish and also so collage skills too.



Crew Marsh kindness fish tank 🐟❤️

📅 1st September 2023 👤 Lauren Marsh

From all our hard work this week in labs and experience lessons we have created a rainbow fish and jellyfish to go in our fish tank.



This week in Crew we have explored what it means to be kind and how we can show this in the wider community. Tomorrow KS1 will deliver their kindness stones and books to the local community for them to find, here's a little sneak peak of our product being developed.....



Y3

Our guided question was....

What does crew mean to me?

We created a crew bunting from leaves we found in the forrest. We worked together to collect lots of leaves and even managed to find some huge ones!



What a first 3 days back! This week we have been working towards answering our guiding question: What does crew mean to me? As a crew we have focussed on developing our communication skills and our ability to work as a team. We have done lots of different activities such as jigsaw puzzles, communication games and baking!



Y4

Our guided question was...

How can we work together to achieve an end goal?



Next, children spent time in the forest where they had to get a fire going and keep it burning. Once the fire was going, they had to boil water to purify it. This required lots of team work as some children needed to find fuel for the fire while others kept it going. One team was successful and got their water boiling.



Trip to Langsett Reservoir

📅 4th September 2023 👤 Emily Ibbotson

Year 5 and 6 had a great trip to Langsett Reservoir to begin to establish a strong crew where the children can be themselves and develop their teamwork skills in a caring and safe environment. We worked together to answer our crew guiding question was 'How can we get everyone to the top of the mountain?' The answer was simple... work together, support one another, enjoy exploring, share the load and plenty of chocolate biscuits. We had a fantastic day (even the sun came out) and it was a pleasure to see the children enjoying themselves and truly becoming a crew that we know that will go from strength to strength as the year progresses... watch this space. Well done everyone!

Y5

Our guided question was....

How can we get everyone to the top of the mountain?





This week we have been busy establishing a strong crew, building character and getting back into those relentless routines in order to create a safe and happy environment in Crew Mcloughlin. We did this by answering our guiding question **'How can we get everyone to the top of the mountain?'**, which will be a common thread throughout Y6. On Thursday morning we took this literally and set off to Langsett Reservoir to achieve our biggest challenge yet. Our journey to the mountain was filled with laughter, great scavenger skills, a desire to be successful and not forgetting chocolate biscuits to help us along the way. Throughout, the crew did nothing but impress, from taking it in turns to carry each others belongings, giving reassuring words to those who needed it the most and even picking up litter left behind. It's safe to say I am looking forward to what this year brings as I am already so proud of them all 🍪

Y6

Our guided question was....

How can we get everyone to the top of the mountain?



Establishing Good Habits of Work and Learning (HoWLs)....

As well as building crew, we have been reminding ourselves of our expectations for learning within our classroom. Without 'good' HoWLs, we will be unable to meet our targets set in Reading, Writing and Maths by the time we leave Carcroft. Here's a reminder of our expectations. We are aiming for our HoWLs to be a minimum of a 3. But ideally a 3.4! Let's smash it!

Our Habits of Work and Learning (HOWLS)



- I will have a positive attitude towards my learning.
- I will actively participate in lessons.
- I will try my best, even when I am challenged.



- I will reflect on my achievements and challenge myself to improve.
- I will support others to succeed by working collaboratively.
- I will produce beautiful work that I am proud of.



- I communicate with respect and manners.
- I will keep myself and crew SAFE.
- I will look after all equipment and belongings.



Wider Curriculum...

In addition to building Crew this week, Miss Shields (our Art and DT Lead) set us some art challenges so that we could practise some of our art skills.

We linked our art skills to building crew and used our critique skills to support us to evaluate the process and our work.

Skills Practised during Crew Week

EYFS	F1 - To explore colour, colour mixing and show their emotions in their painting. F2 - Explore, use and refine a variety of artistic effects to express their ideas and feelings. F2 - Return to and build on their previous learning, refining ideas and developing their ability to represent them.
Y1	To print with sponges, vegetables and fruit on to paper or textile To design their own printing block and create a repeating pattern
Y2	To create a print using pressing, rolling, rubbing and stamping To create a print like a designer.
Y3	To make a printing block and use 2 colors to print.
Y4	To create an accurate print design and print on to different materials
Y5	To create an accurate print design that meets a given criteria
Y6	To overprint using different colours. To look very carefully at the methods they use and make decisions about the effectiveness of their printing methods.

Art - Learning to make our mark!

During Crew week we all worked together to make a large Crew Dorman art print using our hands! We explored primary colours, red, blue and yellow and talked about how the colours mixed together. We also used our art time to talk about what made us happy!



Crew Robson and Crew Godley have been working hard, to get smart today by creating their own colour wheels using their art skills. We will be using our background knowledge to create a piece of crew art work tomorrow – watch this space!

We began by exploring what a colour wheel is and how we can vary shades and tints of colours by adding black or white. We were amazed by the children's resilience and determination to achieve the desired effect.




Y2



Today we completed our art project, printing! Over the last 3 days we have carefully designed our print, crafted the template and then printed it onto card. First we had to think about the design, something to represent us and our hobbies. We then meticulously added the string to our template, making sure we followed our design and had the string in the right places. Finally, we then painted the string on the design and printed it onto card. The results are fantastic and really show how hard Crew Thompson worked and concentrated. Well done! 🎨

Y3





Today we carried on with our art learning. Children had to create their printing block based on their interests. They'd been asked to create an image that represents them. It was lovely seeing some of the children supporting their peers when they'd completed their own.

Then it was time to print which required children to work quickly and carefully. It's important to not allow the paint to dry otherwise the print would be unsuccessful. We discussed how we could improve if we were to complete the project again. Children suggested making their images bigger or using more paint which would allow a clearer image.



We also started our art work on printing. We discussed lots of things about ourselves then used this in our art work to create a picture that represents us. We created a key where different shapes represented different things about ourselves. We then printed our shapes using different colours and we also tried to layer our shapes in different ways.

UKS2



Academic Success- Reading

Last year we had a big push on Reading at home and this week Crew Shields have got straight back on with this.

Reading books will all be sent home by the end of this week (if they have not already)...

...Please remember that we encourage our children to read at least 3 times per week/ 10 mins per day but ideally 4 times per week.

Reading is such an important skill if we want our children to access the wider curriculum.

Let's work together to support them.

Library Visit

📅 31st August 2023 👤 Ruth Shields



Despite it being the first day back, Crew Shields made a visit to the library so that children could get cracking with reading at home. We know the importance of reading regularly to support children with their fluency and understanding. We discuss that I will be checking books on a Friday and recording their reading sessions. Raffles up for grabs for those avid readers.

Narrative for Success...

At Carcroft School and XP Trust, we work through our narrative for success in order for our pupils to be the best version of themselves.

1. Are our children **safe?** Both in school and at home.
2. Once we know that children feel safe, we can support them to **engage** in coming to school.
3. Once they enjoy coming to school because they are safe and engaged, we can then need to work together to ensure that they **attend well**.
4. Then and only then, can we ensure that they have **good HoWLs**. We can only support them to understand how to be a good or great learner.
5. Finally, once they are attending well and achieving good HoWLs, we can support them to achieve their targets set for them in Reading, Writing and Maths and Curriculum. We call this **academic progress**.



Attendance for this week...

We will have this in place for next week....



XP.
TRUST

Just a
reminder of
our School
Attendance
Target- 96%

Letters have gone out
during last week
reminding parents of
the importance of
attendance in school
and how we wish to
work together on this