



*Redmoor Academy Year 6
Transition Booklet
2021-2022*



“Striving for excellence, opportunity
and success for all”



Welcome!

Hello year 6! We are so excited for you to join our amazing school and begin your journey at Redmoor Academy.

This booklet hopes to give you some key information and introduce you to how we learn and achieve at Redmoor. There is a mix of information including maps, an introduction to key people and how you are rewarded for excellence.

We hope you find it useful and gives you a bit of a taste of what Redmoor is like. We look forward to welcoming you to our school. In the meantime, remember to follow Redmoor on facebook, twitter and our website to keep up to date with key events.

Contents

1. Introduction to key staff
2. Key dates and structure to the school day
3. School map
4. The Home & School Agreement
5. Redmoor House System
6. What is the Redmoor DNA?
7. How to demonstrate the Redmoor DNA
8. The DNA Character awards
9. How we learn at Redmoor
10. Homework at Redmoor
11. Using the library
12. The Redmoor Academy Shop
13. Transition activities
14. Uniform at Redmoor



Key Staff

During your time at Redmoor you will be placed in to a tutor group. Your tutor will be the person you register with every morning and be your first point of contact if you have any queries or questions. You will also earn house points for your tutor group in many different ways. Your year manager, Mrs Green, leads the tutor team and is another person who can offer you support whilst at Redmoor.



Mrs Buckingham - Year 7 Year Manager

Hello Everyone, welcome to Redmoor! I was lucky enough to meet most of you when I visited your Primary Schools, but don't worry if you were not there we will have lots of time to catch up once you have started at Redmoor Academy. My job is to support you emotionally and academically if you are struggling. I will help you to sort any problems, celebrate your achievements, settle in and enjoy school life. I will be your Year Manager throughout your time at Redmoor all the way to year 11. I love animals, especially dogs and have a Spaniel called Alfie and a Sausage Dog called Darcey who is naughty but adorable!



Mrs Pickering - 7 Ash tutor

Welcome team Ash! My name is Mrs Pickering and I'm head of PE so you will often find me in PE kit and obviously I love sport and being active. I play netball out of school and have 2 dogs called Beryl and Winnie. I love travelling and my favourite place is by the sea in Cornwall. I'm looking forward to working with you all and you being part of team Ash!



Mrs Webb - 7 Beech Tutor

Hello 7 Beech,
I am Mrs Webb, I am looking forward to meeting you all.
I teach Science, Travel and Tourism and Health and Social Care, so I am a very busy teacher.
When I am not at school I like to walk and swim and potter about in the garden.
I know you will have a great time at Redmoor.



Miss Todd - 7 Elm Tutor

Hi 7 Elm!
I'm Miss Todd and I teach History and Reading Skills at Redmoor - so you will often find me chatting in the History corridor. In my spare time I like to horse ride, read a good book ...or just watch the Kardashians. I can't wait to meet you all!



Key Staff



Mr Barnes - 7 Maple Tutor

Hello 7 Maple,
My name is Mr Barnes and I am a mathematics teacher. I recently moved to the midlands but I have lived in several places including Cambodia, Vietnam, Wales and London. When I am not teaching, planning to teach, or studying teaching, I like to keep active through running, playing football and climbing. I also enjoy playing video games (currently Rocket League) and playing music on the keyboard and ukulele. If you have any questions you want to ask me, then I will always be happy to listen and try my best to answer. I am looking forward to meeting you all at the start of the academic year



Miss Kang- 7 Oak Tutor

Hi 7 Oak, I'm Miss Kang and I teach Science at Redmoor. In my spare time I enjoy the outdoors/ nature and like walking. I like visiting museums and enjoy cooking. I am really looking forward to meeting you all and helping you start your journey at Redmoor.



Miss Cassidy - 7 Pop tutor

Hi 7 Pop! I'm Miss Cassidy and I teach Science at Redmoor. In my spare time I enjoy reading, baking, creating and volunteering in different ways to protect British wildlife. I also enjoy camping and walking in the countryside with my dog Pip, so I run the Duke of Edinburgh award at Redmoor. You can get involved in this when you reach year 9. I am really looking forward to meeting you all and supporting you during your time at Redmoor.



Mrs Jenkins

Assistant Principal: Year 7 Progress leader

Hi year 7!

I am one of the science teachers here at Redmoor, and look forward to doing lots of exciting experiments with you when you start with us. I will also be working with you as year 7 progress leader, helping you to make the most progress and supporting you with your work in year 7. I also love football and I am a massive Manchester United fan! Can't wait to meet you all.



Term Dates 2022-22

Autumn Term 2021

Teacher Training Day:	Monday 23rd August 2021
School Opens:	
Years 7 & 11	Tuesday 24th August 2021
Whole School	Wednesday 25th August 2021
August Bank Holiday:	Monday 30th August 2021
Half-Term Break:	Monday 18th to Friday 22nd October 2021
Teacher Training Day:	Friday 19th November 2021
School Closes::	Friday 17th December 2021

Spring Term 2022

Teacher Day:	Tuesday 4th January 2022
School Opens:	Wednesday 5th January 2022
Mid Term Break:	Monday 14th to Friday 18th February 2022
School Closes:	Friday 8th April 2022

Summer Term 2022

School Opens:	Monday 25th April 2022
May Day:	Monday 2nd May 2022
Spring Bank Holiday:	Monday 30th May to Friday 3rd June 2022
School Closes:	Friday 8th July 2022

Times of the School Day

08.35am	Students should be on site
08.40am - 9.00am	Tutor Time
9.00am - 10.00am	Period 1
10.00am - 11.00am	Period 2
11.00am - 11.20am	Break
11.20am - 12.20pm	Period 3
12.20pm - 1.20pm	Period 4
1.20pm - 2.00pm	Lunch
2.00pm - 3.00pm	Period 5

Telephone Numbers

School	01455 230731
Absence Line	01455 890559
e-mail address	office@redmooracademy.org

Academy Address

Redmoor Academy
Wykin Road
Hinckley
Leicester
LE10 0EP

Key Staff

Principal	Mr Nicolle
Vice Principal	Mrs Grocock
Assistant Vice Principal/SEND/CO	Mrs O'Keeffe
Assistant Vice Principal	Mr Kimber
Assistant Vice Principal	Miss Wilson
Assistant Vice Principal	Mrs Jenkins
Assistant Vice Principal	Mrs Nichols
Business Manager	Mrs Sulley
Attendance	Mrs Stanhope
Year Managers:	
Year 7	Mrs Buckingham
Year 8	Mrs E Green
Year 9	Miss Woodward
Year 10	Mrs Atkinson
Year 11	Miss S Green
Behaviour Support Team	Mrs Moreton
	Mr Barrs
	Miss Phillips



Map of Redmoor



Classroom codes:

C = Geography
B = Maths and vocational subjects
D = Art and design
E = English
H = History
IT = Computing
R = Library
S = Science

Use this map to help you to familiarise yourself with the layout of the school. You will all receive a paper copy of this when you start at Redmoor, to help you in your first few weeks move around the school.

You will have lessons in lots of different rooms around the school. Getting used to moving around the school will be different to what you are used to at primary school.

We have also put together an interactive map you can use to find your way around the school. You can hear from Mr Nicolle and Mrs Green about key places in the school. Please find this using this link:

<http://redmooracademy.org/map/>

All year 7 tutor rooms will either be in science or history. This will be your tutor room for 5 years. This will be where you register every morning and have Friday lesson 1 for PSHCE.



Redmoor Academy Home School Agreement

Student Responsibilities:

I will:

- Attend regularly and on time with the correct equipment for learning.
- Upon arrival at school, I will remain on site for the duration of the day unless I have permission from school to leave.
- Take care of all Academy equipment and respect the facilities.
- Take responsibility for my actions and treat members of the Redmoor Community with respect.
- Be responsible for taking communications to and from Redmoor Academy.
- Keep my planner up-to-date by entering all homework and other information that is necessary and by getting it signed as necessary.
- Wear full and correct uniform, no make-up during KS3 and only subtle natural looking makeup during KS4. Only wear permitted jewellery of 1 pair of stud earrings and a watch and no acrylic nails.
- Look after my knowledge organiser and bring it with me to lessons.
- Not have piercings during term time.
- Ensure that hair colour is natural with no extreme cuts or colours.
- Accept and attend detentions as issued.
- Keep mobile phone switched off and out of sight during lessons, unless asked to use them to support learning by a member of staff.
- Follow Redmoor's high behaviour and learning expectations whilst at school and on the way to and from the Academy.
- Use Class Charts to monitor my behaviour.
- Participate fully in the life of Redmoor Academy.
- Not engage in any form of bullying, including cyber bullying.

Parental Responsibilities:

We/I as Parent/Carer will:

- Ensure that my child attends school and is on time.
- Inform the Academy immediately of any absences and before 09.00 on the day of the absence.
- Inform the school of absence every day when my child is off school.
- Check my child leaves home for school in full and correct Redmoor Academy uniform and ensure that they are wearing no make-up if in KS3 and only subtle natural makeup in KS4.
- Ensure they are wearing only 1 pair of stud earrings and a watch and do not have acrylic nails.
- Ensure my child has only natural hair colouring.
- Inform the school of any concerns and changes in personal details.
- Support the values of Redmoor Academy and encourage my child to do their best, both with school and homework.
- Support Redmoor Academy policies and guidelines, especially in relation to behaviour, including after school detentions.
- Attend Parent's Consultation Evenings and discussions about my child.
- Ensure my child behaves in an appropriate manner, which meets Redmoor's expectations on the way to and from the Academy.
- Remind my child that their mobile phone must be switched off during lessons and I/we will not phone/text them during the school day.
- Treat all members of staff with respect.
- Use Class Charts to monitor my child's behaviour and to see messages from staff related to this
- Use ParentMail to see communications from school.
- Fully support the Academy's anti-bullying policy and monitor my child's use of the internet/text messages.
- Not take my child on a holiday during term time unless there are exceptional circumstances, agreed with the Principal, before booking the holiday.



The Home & School Agreement

Our Responsibilities:

We will:

- Provide a friendly welcome to your child and a safe, secure, stimulating environment in which to learn.
- Value your child and treat them with respect and dignity.
- Maximise the potential of every student.
- Provide high quality teaching, suited to the needs of each student and ensure effective learning through the delivery of an exciting curriculum.
- Adhere consistently to the Academy's policies, in particular to behaviour, child protection/safeguarding, anti-bullying and attendance.
- Implement stretching targets, assess student performance, provide reports and hold regular parents evenings.
- Provide extra-curricular activities.
- Inform parents/carers of any concerns.
- Respond to requests or concerns from parents/carers.
- Set and monitor homework, suitable to your child's needs.

M Nicolle

Mr M Nicolle
Principal



Class Charts is an online system which teachers use to track achievement and behaviour throughout the school day. Your positive and negative behaviour points are shared with you in real-time as they are issued by staff. We would like you to monitor this and to make sure if you get a detention you do not forget to go. Students all have a login and you can download an app so you can monitor it on your phone. Your parents will also have access to this and tutors will discuss your points with you. The website is: <https://www.classcharts.com>



Redmoor's House System

There are six houses in your year group, all named after types of tree:

- **Ash**
- **Beech**
- **Elm**
- **Maple**
- **Oak**
- **Poplar**



When you demonstrate the Redmoor DNA (in your academic work, your extra-curricular activities or your contributions to the school community) we will award you house points (full details are on the following page). These points unlock rewards for you and for your house team.

Demonstrating the DNA will earn you rewards...



For you:

Every point you earn is added to your individual total. You will be rewarded personally for your efforts.

- Two 'Students of the Fortnight' will be given chocolates for the highest house points totals.
- You can earn your Bronze, Silver, Gold, Diamond and Platinum House Awards. Each level of award earns you a praise letter home, a certificate and a prize including Jump-the-Q passes and raffle tickets for a half-termly prize draw!
- A FREE place on an end of year trip for our top 40 house points collectors across all year groups.

Your points will also count towards your house's total!

For your house team:

Throughout the year at Redmoor you will take part in house initiatives and competitions as a tutor group and with members of your house in other year groups. We have house competitions every Friday - from code breaking to benchball - as well as many big house sporting events like cross country and sports day. By taking part in these events, you will learn all about the value of teamwork and the importance of being part of a strong house community. You will also develop your personal, social and leadership skills - all while having fun!

All of these points, as well as your individual totals, are added together and leaderboards are updated weekly. Houses within each year group compete to win the house cup for your year group and the Redmoor Academy Shield.



What is the *Redmoor DNA*?

Redmoor students are:

R: resilient
E: engaged
D: dedicated
M: motivated
O: organised
O: optimistic
R: responsible



*We are excellent.
We are Redmoor.*

What is the Redmoor DNA?

The Redmoor DNA is a core of 7 character traits that we expect all of you, as Redmoor students, to develop, refine and exhibit each and every day during your five years of study with us.

By being resilient, engaged, dedicated, motivated, organised, optimistic and responsible, you will develop into well-rounded, knowledgeable and successful young adults who will thrive at school with us and in your future lives.

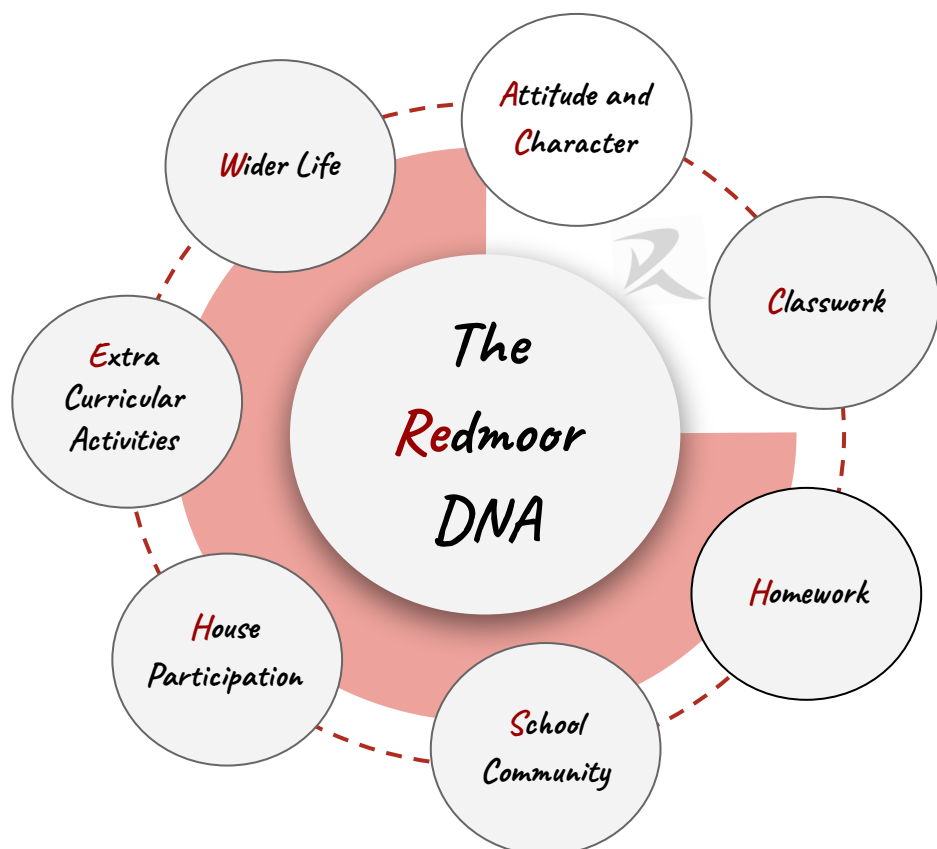
These qualities were chosen by our students and you must strive to uphold them in everything that you say and do.

Positive attitude leads to excellence.

How will you develop your Redmoor DNA?

You will be expected to work hard to develop and show off your DNA traits. Do this by:

- ★ Approaching and participating in your academic studies, both in school and at home, with effort and determination.
- ★ Completing homework and revision to the best of your ability.
- ★ Behaving well and participate fully in the school community
- ★ Taking pride in and participating with the House system's events and competitions.
- ★ Engaging with the extra curricular activities on offer to enrich your character and your knowledge.





How to demonstrate your *Redmoor DNA*.

As experts in education, we know what makes students successful and the big secret is... **EFFORT**. That's why we expect our students to work hard in every lesson. Showing the Redmoor DNA in class means that you will:

- Take pride in your work
- Complete it with detail and depth
- Be able to work independently without over-relying on your teacher
- Participate fully
- Show resilience (a never give up attitude) when faced with challenging work

Demonstrating your DNA will help you earn classwork effort scores of As and Bs on your school reports, house points and praise. You'll also be making yourselves successful students and building skills for life.

In your lessons...

Put in the effort to reach the top of the success iceberg.



In your independent studies...

Again, we expect you to put maximum **EFFORT** into your independent learning (homework and all of the extra things you might do to extend your knowledge and skills).

- Do your homework on time every week
- Don't rush it
- Complete it to the best of your ability
- Take pride in your presentation
- Use methods of revision that will help you to best store the knowledge and retrieve it at a later date

By doing this you will be on your way to achieving As for effort with your homework and receiving lots of house points. *Remember, failing to hit these standards will result in sanctions being given.*





The DNA Character Awards

What are the DNA Character Awards?

We believe that each and every one of you has the Redmoor DNA. The Character Awards are your opportunity to develop and showcase your individual skills and talents, both inside and outside of school. They are a brilliant opportunity for you to step outside of your comfort zone, learn something new and grow as a person. The 3 stages to the awards are:

- ★ Step 1: Delta DNA Award
- ★ Step 2: Nu DNA Award
- ★ Step 3: Alpha DNA Ambassador Award

All you have to do is complete 10 tasks for each level of award (they become more demanding as you strengthen your DNA character). You must collect evidence to show how you've completed the task and record which strand(s) of the DNA you've hit. Once complete, you'll need to show your signed off log to your tutor and then submit your final application via Google Forms.

If successful, you'll be awarded an enamel pin badge for your blazer and house points (50 for Delta, 75 for Nu and 100 for Alpha). These awards will be celebrated publicly in school.

We've borrowed the names for these awards from the Greek alphabet's words for the letters D, N and A.

Alpha

Nu

Delta



<p>The Redmoor DNA Character Awards</p>	<p>Resilient <i>You keep trying. You don't give up. You bounce back stronger.</i></p>	<p>Engaged <i>The engaged mind stays sharp. Be engaged in the here and now.</i></p>	<p>Dedicated <i>The key to success is to focus on goals, not obstacles.</i></p>
<p>Motivated <i>The distance between your dreams and reality is called action.</i></p>	<p>Organised <i>'Organising is what you do before you do something, so that when you do it, it is not all mixed up'.</i></p>	<p>Optimistic <i>If you don't like something, change it; if you can't change it, change the way you think about it.</i></p>	<p>Responsible <i>Learning is a part of failure. Failure is the route to success.</i></p>

Develop the Redmoor DNA Character: think hard, work hard, go far



How we learn at Redmoor

Take pride in your work and its presentation:

Make sure that you take pride in your work and its presentation. Follow these rules at all time:

1. Do not doodle anywhere on or in your school exercise books, planner, knowledge organiser or red homework book.
2. Write neatly and carefully in black or blue ink only.
3. All drawings as well as work on maps, graphs, diagrams and on music paper should be done in pencil.
4. If you make a mistake, cross it out neatly with a single line. Mistakes in pencil should be rubbed out carefully with a clean rubber. Do not use correcting fluid.
5. Proofread all of your written work carefully, looking for errors with your spelling, punctuation and grammar.
6. When written work is done on a computer, use the spell checker to make sure that your spelling is accurate.

Follow these guidelines for setting out your work:

1. Write the full date on the right-hand side of the page at the beginning of each piece of work and underline it neatly.
2. Show whether your work has been done in class, or at home, by writing **classwork** or **homework** at the top of the page.
3. In MFL lessons, remember to write the date in the language you are studying.
4. All pieces of work should have a title, underlined once with a ruler.
5. Write against the margin where you are using ruled pages.
6. Maps and diagrams should have a title and key.
7. Write the question number in the margin if appropriate.
8. Look ahead to the end of the line to see if your writing will fit. Start a word on the next line if you need to rather than squashing it in or splitting it.
9. When you have finished a whole piece of work, rule it off.
10. Use all of your page and avoid starting a fresh one for every new lesson.



Homework at Redmoor

KS3 Homework

At Redmoor, we feel it is important to support you as students in making excellent progress. Knowledge organisers put together the most important information you need to know for your subjects. They also make sure you have lots of knowledge to make you successful in life. Over time, you will build up a core bank of facts, quotations and vocabulary that will help you to excel in exams and understand the world around you. Your teachers will guide you in what to memorise.

At the beginning of the academic year, you will be given a folder with your knowledge organiser pack. In this pack, you will find all of your knowledge organisers for the first term and a purple pen for improvements to your work. The folder **MUST** be brought to school **EVERY** day or an automatic C1 sanction will be issued.

Your homework every week will be based around your knowledge organisers. The homework will need to be completed in your subject exercise books given to you. Your teachers will then give you a quick quiz based on the knowledge learnt.

You are expected to spend 20-30 minutes per subject, learning of the knowledge each week. Your teachers will teach you the best strategies to do this.



Working hard at Redmoor is what all your teachers will expect from you, in your lessons and with your homework.

All of your efforts will be rewarded and house points logged on class charts.

You work towards different awards, and termly rewards are given to house and students with the most house points.





Using the Library

Borrowing books

Please hand in your book at the counter. You can borrow the book for up to two weeks. We will stamp the date due back in the front of the book.

Longer loans

You can keep your book longer than two weeks by having it re-stamped at the issues desk.

Returning books

Please wait at the desk until a Librarian has cleared your book. Books should not be replaced in the Library before registering back in.

Overdue items

There is a two week period after the return date, where fines will not be incurred. After this time fines are charged at 50p for the first week and 10p for each following week the book is overdue. Fines can be paid via ParentMail or cash.

Essential Equipment required for ALL students

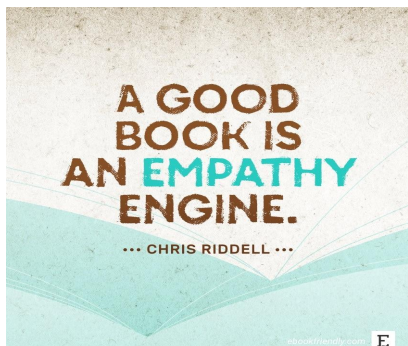
- Black pen
- Pencils
- 30cm Ruler
- Protractor
- A compass
- Rubber
- Pencil Sharpener
- Purple pen
- Scientific calculator, available on ParentMail in September approx £7.00
- Coloured crayons
- Student Organiser
- Knowledge Organiser



All equipment, apart from calculators, is available from Mrs Barnes in the Library.





Year 6 into 7 Summer Reading Suggestions



Joining your local library is a great way to access a wide variety of books. If you prefer eBooks or audiobooks Leicestershire Libraries have a digital service (BorrowBox) that is easy to access and free of charge. Details are below.

<https://www.leicestershire.gov.uk/leisure-and-community/libraries/digital-library-services/ebooks>

Stella's adoptive father, Felix, is a member of The Polar Bear Explorers' Club, and Stella has always wanted to be an explorer as well. Technically girls aren't allowed to join The Club, but when the chance arises to join Felix, Stella is determined to prove she can be as good an explorer as anyone. She soon finds herself on an expedition to find the coldest part of the Icelands. But it doesn't go to plan, as she and her fellow junior adventurers get separated from the group and have to find their way across the Icelands together. While the Icelands is full of incredible places and creatures to discover, it's equally full of danger.



When Patch agrees to help find a way to break the curse that's turned his friend Wren into a rat, he has no idea it'll land him in quite as much trouble as it does. When Patch agrees to help find a way to break the curse that's turned his friend Wren into a rat, he has no idea it'll land him in quite as much trouble as it does. In Patch's world, playing music has a magical effect: it can conjure courage or make you dance until exhausted, and everyone lives under the shadow of the actions of the evil Piper of Hamelyn. Ten years ago he stole away a hundred human children and a hundred dragon children with a forbidden song. Why? And what happened to them?


There are three rules for surviving Crater Lake: *don't* go anywhere with an adult; *don't* follow any instructions you're given; and *don't ever* fall asleep... When Lance's class arrives at the brand new Crater Lake activity centre for their school trip, it's immediately clear something is not quite right. Aside from a weird lack of staff and a very odd manager, there's also the panicked man covered in blood shouting at them all to run.






Year 6 into 7 Summer Reading Suggestions

Willa and Alice meet for the first time in the unaccompanied minors lounge at LAX airport. They look so alike that they're mistaken for sisters, but in reality they're chalk and cheese: Willa is outgoing and precocious; Alice is quiet and serious. They're both being sent away for the summer: Willa to Italy to stay with an aunt she's never met; Alice to London to stay with the girlfriend she didn't even know her dad had. Totally not how they thought they'd be spending their summers, and neither wants to go where they're going. When Alice suggests they swap places, she's joking – but Willa is 100% serious when she says yes. It'll be the adventure of a lifetime! Besides, no-one will ever find out... will they?



Felix feels like he's permanently in trouble at school. Everyone keeps telling him to try harder, but it's just not that simple. His mind is constantly changing direction, making it impossible to concentrate. When his Granddad decides teaching Felix to play chess will help, Felix will do anything to get out of it. He really just wants to play video games and the imaginary war games he and his friend love so much. Plus Granddad has some pretty odd habits, like always keeping the curtains closed and never answering the phone. But playing chess leads Felix to some surprising discoveries, from what it feels like to be good at something, to the dark secret that his Granddad has been hiding for nearly 60 years.

Instead of summer at the beach, Cassidy's parents have dragged her on a trip to Edinburgh to film their new TV show. This wouldn't be so bad, except that since her near-death experience last year, Cass has been able to see and feel ghosts whenever they're near –and Edinburgh is one of the most haunted cities in the World. Cassidy can cross the 'veil' into a realm between the worlds of the living and the dead. She's desperate to understand this ability, but the ghosts of Edinburgh are more powerful than any she's encountered before, and she quickly finds herself losing control...



A terrible fungus has swept the world, decimating crops and triggering a worldwide food crisis. With no grass to eat, even the chickens and cattle have died. In Australia, Ella and her family were surviving on government rations, but the deliveries have stopped, the power has gone out, and her parents are missing. Her half-brother Emery makes a difficult decision: to take their dogs, pack their last remaining food, and trek across the barren outback in search of safety at his mum's mushroom farm. Their journey will be an intense test of survival: they'll need to avoid the dangers of desperate people, look after their dogs, and traverse a treacherous landscape.



Book Bingo!



minutes a day

A book with a FEMALE HEROINE	A book set in a SCHOOL	A book that has a CRIME in it	A book that is set in ANOTHER WORLD	A book that made you CRY
Book title & Date:	Book title & Date:	Book title & Date:	Book title & Date:	Book title & Date:
A Book That Became A Movie	A book that contains MAGIC	A book that contains MYSTERY	A book that contains TIME TRAVEL	A book that is set in the PAST
Book title & Date:	Book title & Date:	Book title & Date:	Book title & Date:	Book title & Date:
A book that contains ANIMALS	A book about a FAMOUS PERSON	A book based on a TRUE STORY	A SCARY book	A book you have wanted to read for AGES
Book title & Date:	Book title & Date:	Book title & Date:	Book title & Date:	Book title & Date:
A book someone recommended to you	A book someone GIFTED To you	A book that made you LAUGH OUT LOUD	A book written like a POEM (in verse)	A book that contains a LOVE story
Book title & Date:	Book title & Date:	Book title & Date:	Book title & Date:	Book title & Date:
A book based on a MYTH or LEGEND	A book that has ALIEN CREATURES	A book that is based on REAL LIFE	A book that has a DIVERSE VOICE	A story about SURVIVAL
Book title & Date:	Book title & Date:	Book title & Date:	Book title & Date:	Book title & Date:

Mark your card with the books that you have read. Write your name and tutor group at the top and return it to Mrs Barnes in the library by **Friday 10th September 2021**.

All entries will receive house points.



The Redmoor Academy Shop

The Academy shop is located in The library and stocks items you need for your lessons. It is open during the school day at break and lunch.

School Shop Price Guide 2021-22	Cost
Books - Plain paper	£0.65
Books - Prep	£0.20
Books - Vocab	£0.25
Books - Notebooks	£0.50
Compass	£0.40
Exam Pack (clear pencil case, pen, pencil, ruler, protractor, rubber, compass, pencil sharpener)	£1.50
Glue Sticks	£0.70
Highlighters (pack of 4)	£1.00
Pencils	£0.10
Pencil crayons	£1.50
Pencil Sharpeners	£0.30
Pens - Biro	£0.15
Pen - Purple	£0.30
Pens - Handwriting	£0.30
Post-it Notes	£0.50
Project folders	£0.20
Protractors	£0.15
Record Cards	£0.85
Rubbers	£0.10
Rulers - 15cm	£0.15
Rulers - 30cm	£0.30
Rulers - folding	£1.00
Stationery Pack (pencil case, pen, pencil, purple pen, ruler, rubber, protractor, glue stick, scissors, pencil sharpener, coloured pencils)	£4.50
Prices are subject to change	



Transition Activities

As part of your transition to secondary school you will have a different lesson each hour of the day on a two week timetable that you will get on your first full day at Redmoor. Below are a range of transition activities from all of the subjects you will study in year 7.

The activities are not compulsory but will give you a bit of a flavour of what it will be like when you start with as a year 7 student. Any you do complete please bring with you on your first day, your tutor would love to see them! And house points will be given for each piece completed.

English



During your English lessons at Redmoor you will read and explore many texts, including plays, poetry and novels. The first text we'll study is *The Ruby in the Smoke* written by Philip Pullman. It's a mystery novel filled with crime and suspense and it's set in London in the mid-Victorian period. To prepare for this, we'd love you to find out about the Victorian period in English history.

Research at least 2 of the following areas:

- Life for women in Victorian England
- Poverty in Victorian England
- Crime in Victorian England
- The Indian Mutiny of 1857

Present your information in any way that you like. For example, you could create a poster, film yourself delivering a vlog or make note cards!

Science



In year 7 your class will be named after a famous scientist. We would love you to research one of the famous scientists below and find out some really interesting facts about them.

This could include: what they are famous for, their key discoveries, where they studied, when they were born and any other great facts you can find. You can present this however you want.

Scientists to pick from:

Jane Goodall, Marie Curie, Stephen Hawking, Alec Jeffreys, Helen Sharman, Alessandro Volta

Maths



We would like you to design a poster for a topic in maths. It could be:

Number - this could include fractions, decimals, adding, subtracting plus lots more

Algebra - perhaps collecting like terms, rearranging, solving

Data/Statistics - perhaps bar charts, pie charts, averages

Shapes/Geometry - 2D and 3D shapes, construction, area, perimeter

Probability - the likelihood of an event happening, chance

Ratio and Proportion - comparing two quantities

Add a rainbow to show you are supporting the NHS.

History



Time travel:

For your History task we would like you to think back to a historical period you have studied in primary school or one you find interesting. We would like you to think about the following questions:

- Why would you like to travel back to that time?
- What would you want to find out about life then that you don't already know?
- What do you think would be the best thing about living then?
- What do you think would be the worst thing about living then?
- What piece of knowledge that we know now would you like to tell people from that time?

You can record/present your work however you would like and be prepared to share your ideas when we are in school!

Think hard, work hard, go far



Transition Activities

Geography



Do you have a dream to travel or visit somewhere amazing? There are 195 countries in the world, all different and individual in their own way, so much choice! But, where would you go if money or time wasn't an issue?

The Geography department would like you to research a country that fascinates or excites you, somewhere you would love to visit. Where is it? What is the capital city? What language do they speak? How many people live there? How far is it from the UK? Is there anyone famous from there? What reason do you want to visit there? And, anything else that you can find!

Good luck!
THE GEOGRAPHY TEAM

French



Bonjour! Not many people know that French is an international language - it's not only spoken in France!

There are 29 different countries that speak French - can you do some research and find three of them?


Once you have found your countries, try and find a famous person who was born there and the kind of food that the people like to eat.

Bonne chance!

Art and Design



My Self Portrait. Draw yourself in the picture frame like the one below:



Computing



In Computer Science you will be learning all about programming and algorithms. An algorithm is a set of steps that tells a computer, person or even a robot how to complete a task.

Imagine that you have invented a robot to help with everyday household activities. Write an algorithm to teach the robot how to complete a simple every day activity, like making a hot drink, loading the dishwasher or mowing the lawn. Think about the following:

- How are you going to present it? Could you use a diagram? Could you write it as if it was code?
- What instructions are you going to give? Remember a robot knows nothing until you teach it. What things does it need to fetch before the task? How does it complete basic movements? How will it know that each bit is finished?

PE



Research the 12 minute Cooper run and find out what it is testing. Using an activity watch or mobile phone app, complete a 12 minute run in your local area/park with the aim of no walking and record your distance in metres. Think about a slow steady pace, this will mean you can run for longer and not need to walk.

You may also want to try the 1 minute sit up test, completing as many sit ups as possible in 1 minute and the 1 minute press up test.

Try and involve family members too if you can! Keep your result safe to share it with your new PE teacher. For those who love a challenge and complete tests more than once over the summer, try to beat your distance/number of reps each time you try. Save all of your results! Good luck :)

Music



In year 7 we are going to be studying musical instruments. Draw or find a picture of your favourite musical instrument:

- Tell me what it is made of.
- Explain how it is played.
- Discover how it started out and when it first started to be used - possibly in an orchestra.
- Describe its pitch - what it sounds like - whether it is mainly a high sounding instrument or mainly low or wide ranging.
- Why have you chosen this instrument above all others

You may answer the questions and present your work however you want. Enjoy your research!



Transition Activities

Morals and Ethics



Research Greek Gods and Goddesses. Once you have looked at a few you can have a go at designing your own. Fill in these questions below to help you.

What are the powers of your Greek God/Goddess?

What does your Greek God/Goddess look like?

What is the personality of your Greek God/Goddess look like?

Literacy



In your year 7 Reading Skills lessons, you will read and discuss lots of different types of texts.

Please create a collage or poster about a book you've enjoyed reading (fiction or nonfiction).

It could include: pictures of characters or events, keywords and themes, facts about the book and its author, key quotes or anything else that will tell us about the book!

Tutor time

Your tutor and tutor group will be really important to you throughout your whole time at Redmoor. You will spend a lot of time with your tutor and tutor group in the first few days to begin to get to know each other. However we would also love for you to complete a pen portrait of yourself over the summer holidays. You could do this on a piece of A4 paper, but you can present how you like, and you could include the following:

- ★ Name
- ★ Hobbies
- ★ Family members
- ★ Likes and dislikes
- ★ Pets

Drama



In year 7, you will be studying and exploring Greek Theatre in Drama. We would love you to research what is Greek Theatre and to find out some really interesting facts. This could include: what was Greek Theatre like? What did they wear and why? Do you know any of the Greek Gods? Can you tell us some facts about the Greek Gods too?

You can present this however you want. Don't forget to make it bright, lots of facts and with pictures too.

The Gods are: 'Aphrodite' Goddess of Love & Beauty, 'Hermes' God of Travellers/Thieves, 'Nike' Goddess of Victory, 'Poseidon' God of the Sea, 'Ares' God of War, 'Hephaestus' God of Fire.

Remember, you can do as many or as few of the activities as you like. It is just to give to a bit of a taste of what you will learn at Redmoor.





Uniform at *Redmoor*

We have a very successful uniform policy which is strongly followed by all students. Every student is expected to wear the Redmoor Academy uniform in line with our successful policy.

Black Jacket with academy logo, must be purchased from suppliers, the badge cannot be purchased separately.

White Shirt in a traditional style which can be short or long sleeved and worn with Redmoor tie. Fitted shirts are not appropriate.

Clip-on Tie - Burgundy with a grey stripe. Will be presented to the student by Redmoor Academy.

Trousers - Plain dark charcoal trousers of a conventional design (no jeans, jean style/cords, ski pants, leggings/skinny, combat style or fashion trousers).

Please check with the Academy if unsure, as often shops will advertise trousers as 'school uniform' when they are not suitable for Redmoor students.

Skirts - Charcoal pleated – knee length (one design only so must be purchased from suppliers).

Shorts - tailored school grey shorts can be bought from approved retailers only and worn in the second half of the summer term.

V-Neck Jumper - (optional) grey with burgundy stripe at the neck and logo (must be purchased from suppliers).

Belt - plain black only – no large buckles or fashion/branded belts.

Footwear - Sensible plain all black footwear (preferably shoes) with no logos or coloured soles.

Socks - Smart plain black, grey or white.

Plain black tights.

Bags - Traditional style school bag able to fit everything a student needs. **No small handbags.**

Please ensure all items of clothing are clearly named. If you are unsure of the suitability of any items of uniform, please contact the Academy before you purchase it. We will be happy to advise you, as what shops say is acceptable uniform, is often not the case. Jewellery is not appropriate for wearing in school and is, therefore, not allowed. The exception to this is that one pair of plain stud earrings are allowed (one in each ear) and watches may also be worn. Other body piercings eg tongue are not appropriate for school and students will be asked to remove them. Please only get ears pierced right at the start of the summer holidays as they often take weeks to heal and will not be allowed in PE lessons during term time.





For Physical Education

Essential Wear

Shorts - plain black of a traditional style. Not lycra shorts.

Skorts - black (initials printed).

Polo Shirt - Maroon, embroidered with the PE department crest, initials and name printed (must be purchased from suppliers).

Games Shirt - Maroon & black rugby style (must be purchased from suppliers).

Hoodie - Maroon, specific to Redmoor (must be purchased from suppliers).

Trainers - Separate trainers for use in PE. Non-marking soles and must be a supportive sports trainer. No pump style shoes, vans or converse.

Football Boots - Boots (moulded or studs) for outdoor use.

Socks - Long black plain football socks for outdoor use, short plain white or plain black socks for indoor use.

Shin Pads - Any make/design essential for football and hockey.

Optional Wear

Tracksuit Bottoms - Plain black.

Base Layer - Top or bottom layer may be worn under PE kit. Black only.

GCSE PE Kit for KS4 students is shown in black.

Please Note: All jewellery must be removed for PE lessons.





Uniform providers

There are two main uniform stockists in Hinckley that sell Redmoor uniform.

Hole in the Wall

Swifts are also found in Hinckley and stock Redmoor Uniform.

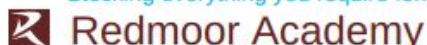
There website is:

<https://www.holeinthewall.shop/>



YOUR OFFICIAL SUPPLIER IN HINCKLEY.

Stocking everything you require for:



SWIFTS Online Store OPEN 24/7

Browse and order online at:

www.swiftsuniforms.co.uk

Safe deliveries to your doorstep

Saving scheme available

Your Saving Scheme:
What is it? An easy scheme enabling you to save money aside online ready for your uniform requirements.

No Hassle, Easy to Use: Our simple online system makes it fast and convenient to add to your balance

You decide how much, how often: You decide when and what to save. Spend in-store (when re-open) or online.

Redmoor Saving Offer with Swifts Uniforms

Receive **10% extra** into your account balance for **every £10**.

Add £10 = £11 to spend.

Add £100 = £110 to spend.

Follow us on Facebook for **more offers, promotions & continued updates on store openings.** Or keep up to date with our website!

www.swiftsuniforms.co.uk

Swifts

Swifts are also found in Hinckley and stock Redmoor Uniform.

Their website is:

<https://swiftsonline.co.uk/>

Redmoor students take pride in their uniform and look smart when they come to school.

If you have any questions or concerns about the uniform please get in contact with us.