




# How We Learn at *Redmoor*.

*A Guide for Parents and Carers at KS3*



*Positive attitude leads to excellence*

# Contents

Content	Page
<a href="#"><u>An Introduction to How We Learn at Redmoor</u></a>	3
<a href="#"><u>The Redmoor DNA and Our Expectations</u></a>	10
<a href="#"><u>Homework at Redmoor</u></a>	12
<a href="#"><u>Supporting Students' Progress</u></a>	15
<a href="#"><u>Effective Learning Strategies for Independent Learning</u></a>	18
<a href="#"><u>Remote Learning</u></a>	22

*You can click on the links above to be taken to these sections in our booklet.*

# How We Learn at Redmoor

Teaching and learning sits at the centre of everything we do at Redmoor Academy. We believe that the learning of our students is underpinned by a knowledge rich curriculum, which is varied and broad in its content and skills, delivered by highly trained teachers whose subject expertise instills enthusiasm throughout the learning environment.

The learning of our students is further underpinned by our support staff, who through their own expertise ensure our students' progress. We see our students as individuals and recognise that within the classroom, different students require different strategies for success.

Encompassing this is our belief that all students should be challenged to realise their full potential. This booklet explains how we decide on the best learning strategies and the research that supports this. It also explains what our children experience during lessons and why they receive the homework they do.

We hope that it helps you understand what happens in our lessons at Redmoor, what you should be seeing when your child discusses their classwork and homework with you and how you can support your child further.

*"Knowledge is power.*

*Information is liberating.*

*Education is the premise of progress, in every society, in every family."*

*- Kofi Annan*



*Click here to watch a video explaining  
how we learn at Redmoor*

# Knowledge Curriculum

When Francis Bacon first coined the term “knowledge is power”, he was summarising a belief that great things can be achieved by anyone who learns. Equally, for those people lacking knowledge, it can be hard for them to fully access and participate in the world and community around them.

At Redmoor, our KS3 curriculum has been planned so knowledge is built upon and sequenced carefully, preparing our students to be successful at GCSE, but also to prepare our students for life after Redmoor.

Over time, students build on previous knowledge so that they can understand relevant cultural, historical, scientific and philosophical knowledge to help them access learning.

We also build up key vocabulary over time, as poor literacy can be a barrier to learning. It is our hope that by increasing knowledge and therefore understanding of the world around them, our students will be able to become successful in whatever profession they choose.

Knowledge  
is power 

# Knowledge Organisers

Knowledge organisers (KOs) help students to remember the knowledge that they have to understand to be successful in school and wider life. KOs organise and break down the key elements of the topics to be covered so that students can practise these chunks of knowledge that then become transferred to their long term memory. Over time this knowledge becomes like building blocks to create a real understanding of the world we live in, across all subjects areas.

Your child will be given new knowledge organisers every term in year 7,8 and 9. Many subjects now also use them effectively at GCSE.

**Knowledge Organiser**

**YEAR 7**

“Train hard, work harder, never give up, never give in and believe in you.”

MARCUS RASHFORD

MIND STAYS SHARP AND NOW.

**REDMOOR ENGLISH DEPARTMENT: WHAT ARE MYSTERY NARRATIVES?**

**What is Narrative Writing?**

**Narrative setting:** A narrative is a piece of text or prose that focuses on telling a story. We refer to a story by a title of narrative writing. Narratives are the most common form of narrative. Narratives are the most common form of narrative writing.

**Genre:** Genre comes from the French word 'type'. It is used to describe a particular type of text. It is used to describe a particular type of text. It is used to describe a particular type of text.

**Plot:** A plot is the sequence of events that happen in a story. It is the sequence of events that happen in a story. It is the sequence of events that happen in a story.

**Setting:** A setting is where or when a story is set. It is usually introduced at the beginning of a story along with the characters.

**Character:** A character is a person, animal or thing within a story. Writers use characters to perform the plot line.

**The Mystery Genre:** Mystery is a genre of literature whose stories focus on a puzzling crime or situation that needs to be solved. Many mysteries involve a 'whodunnit' element, meaning that the mystery revolves around an investigation into uncovering a suspect or criminal. There are always a set of suspects who come under suspicion before the crime is resolved at the end.

**When and why did mystery stories appear?** Mystery stories appeared in the 1800s. At this time, people began to crowd into cities and there was more crime. As the need for detectives emerged, the mystery genre emerged. One of the first mystery stories was the American Edgar Allan Poe. In the 1800s, readers had The Arabian Nights by William Collins became popular. Perhaps the most famous mystery writer is Arthur Conan Doyle. He created Sherlock Holmes in 1887.

**Plot:** The mystery story typically begins with a crime or murder, after which readers follow the detective as he or she conducts an investigation.

**Genre conventions:** **Key features:** the author may hide clues and motives, revealing information as the story progresses. Red herrings are false clues that lead the reader and the detective away from the true culprit. **Character:** the central character will often be a detective, like Sherlock Holmes, who eventually solves the crime by using his/her great mind, becoming a hero. Mystery novels always feature a villain who tries to outwit the police.

**How Narratives are Typically Structured:** This grammar is named after Freytag, a German playwright in the 1800s, who believed that stories can be broken down into 7 main parts. These are explained in this diagram.

- 1) Exposition:** A series of events unfold to keep the reader interested.
- 2) Rising Action:** The main character comes face-to-face with a big problem (and has a choice to make (his moral stance or exciting part)).
- 3) Climax:** The main character comes face-to-face with a big problem (and has a choice to make (his moral stance or exciting part)).
- 4) Falling Action:** The problem is solved, and the hero either wins or loses.
- 5) Resolution:** The problem is solved.
- 6) Denouement:** The story ends.

**Commonly Used Storylines:**

- 1. Overcoming the Monster:** the protagonist overcomes a monster or other antagonist (usually which threatens the hero or their homeland).
- 2. Rags to Riches:** the poor protagonist acquires power, wealth, fame and fame is lost, growing a person as a result.
- 3. The Quest:** the protagonist embarks on a quest to acquire an important object or to go to a location. They face temptation and other obstacles along the way.
- 4. Wages and Returns:** the protagonist goes to a strange land and, unique to that location, they must complete a task or quest.
- 5. Comedy:** light and humorous character with a happy or cheerful ending. It is often used in a comedy work in which the central motif (usually played in the fourth act) is a happy or cheerful ending, leading to a successful or happy conclusion. They often end with a happy ending.
- 6. Tragedy:** the protagonist is a hero with a tragic character flaw or fatal flaw which leads to their downfall (tragedy). The protagonist's character is flawed and leads to their downfall.


## How we learn at Redmoor

### Spacing and interleaving

Don't revise your all topics in one go (cramming). Instead, you should revise 'chunks' of a topic for small amounts of time (15-30 minutes) and then move onto another 'chunk' from a different Topic.

Eg. topic 1 cells, topic 2 digestive system

This will improve your memory!



### Useful links:

- The learning scientists: <https://www.learningscientists.org/>
- Memrise: <https://www.memrise.com/>
- Quizlet: <https://quizlet.com/en-gb>
- Seneca: <https://www.senecateam.org/>

### Mind Maps

Mind mapping is simply a diagram used to visually represent or outline information.

It is a powerful graphic technique you can use to translate what's in your mind into a visual picture.

Mind maps help with memorisation of key knowledge as it helps to organise information and begin to make links and connections to different pieces of information.

The use of visual images helps your brain to memorise the information with simple words next to them - links to dual coding!



**Chemistry 5.1 - Matter**

**Keyword**

**Boiling point:** The temperature that a substance boils at.

**Change of state:** The process where a substance changes from one state to another.

**Condense (condensation):** The change of state from a gas to a liquid. It can happen at any temperature below the boiling point.

**Density:** The mass of a material in a certain volume.

**Diffusion:** The particles spread out randomly from a place where there are many particles to a place where there are fewer.

**Evaporation:** When the particles at the surface of a liquid turn into a gas.

**Gas pressure:** The force applied on a certain area, on walls of a gas container. It is caused by collisions of particles with the walls.

**Melting point:** The temperature at which a substance melts.

**Particle:** A very tiny object, such as an atom or molecule, that is seen with a microscope.

**Particle model:** A way to think about how different substances behave in terms of small, moving particles.

**Atom:** Smallest part of an element that can exist.

**Compound:** Substance made up of 2 or more elements chemically bonded together.

**Element:** A substance that cannot be broken down into other substances. They are made up of just 1 type of atom.

**Changes of state:** Identify the names of the 4 different changes of state. Add them to the diagram.

**Diffusion:** Explain what happens to the particles when a liquid freezes. Diffusion is the movement of one type of particle into and through another. Particles move from a high concentration to a low concentration.

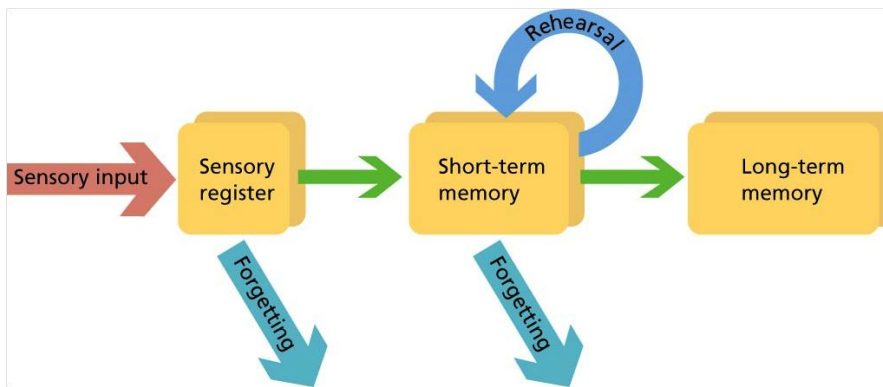
**Boiling point graph:** The graph shows the temperature of a liquid as it is heated. The temperature holds at the boiling point as it takes time energy to form a gas. How do you know from the graph what the boiling point is?

THINK HARD. WORK HARD. GO FAR

# Cognitive Load Theory

As a parent/ carer, you may be asking:

- Why do we ask students to learn facts off by heart?
- Why does your child have constant knowledge organiser tests?
- Why is your child constantly revising for 20 minutes a day?



At Redmoor, we look at the most recent research from educationalists, psychologists and cognitive scientists, to make sure that the learning of our students is as effective as possible.

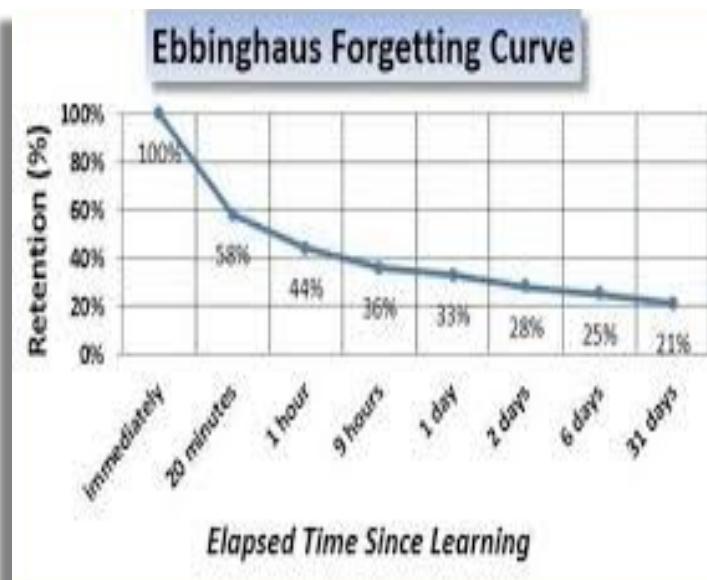
We understand that the cognitive load theory tells us that students can only hold so much in their shorter/ working memory at one time - only about 6 or 7 facts. So we need to transfer knowledge into long term memory and the only way we can do that is by constantly practising new material. Our long term memories have so much capacity, but we have to commit to constant revising to transfer knowledge there. Memorising from the knowledge organisers means that the key facts stick in students' long term memory, which allows their short term memory to take in new information.

*Top Tip: Think about how easily you can remember song lyrics. This is because we repeat them over and over again, so they stick in our long term memory.*

# Ebbinghaus Forgetting Curve

Ebbinghaus, a German Psychologist explained this further. He noted that as soon as we are given information, it begins to fall out of our memories. However, the more we review facts, the more they stick in our long term memory.

Our knowledge organisers help this review and with constant practice, our students' long term memories become filled with knowledge that they can draw upon at any time to help them be successful in their academic learning, but also in understanding the world around them.

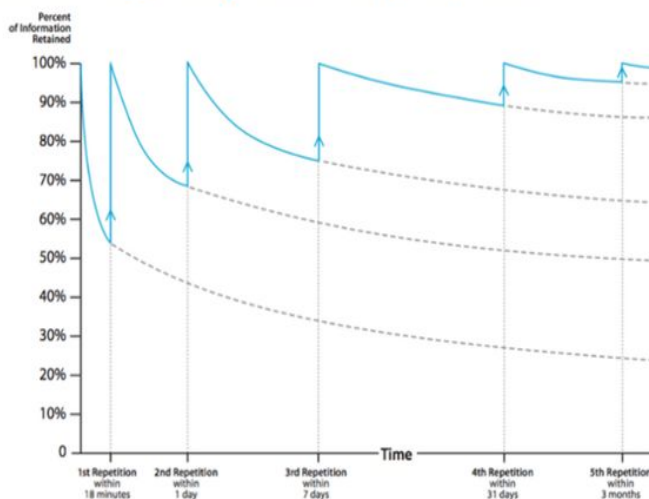


**“That which is learned with difficulty is better retained ..”**

*Hermann Ebbinghaus (1909)  
German Psychologist (Memory Curve)*



## Rate of Forgetting with Study/Repetition



Follow this link to watch a video on [The Forgetting Curve](#)

# Rosenshine's Principles of Instruction

Your child will experience a variety of different teaching styles and activities at Redmoor. We firmly believe that our teachers are subject specialists, who know their subjects and the way to teach their students best. We therefore have no set model of how a perfect lesson should be structured or delivered, as we believe high level learning environments can look different in different subjects.

However, staff have been extensively trained in Rosenshine's Principles of Instruction. This is research from the best educationalists and psychologists.

Therefore, your child should experience the following in lessons:



- Challenge: We teach our students in mixed ability classes and all children have access to the highest levels of academic work, to make sure that all children have the opportunity to succeed
- Scaffolding: Strategies will be put in place to help your child to help your child navigate the various stages that lead to success in each subject
- Examples of excellence: Model answers are displayed and discussed so students can aspire to the best academic work
- Questioning: this may be directed at your child rather than hands up, to ensure each individual's understanding
- Review: Your child will be asked to constantly review the knowledge on their KOs. This will usually take the form of quick quizzes and tests

Please find a link below to the pdf version of the research article: [Principles of Instruction by Barak Rosenshine](#)



# Feedback and Austin's Butterfly

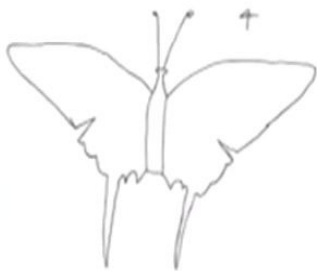
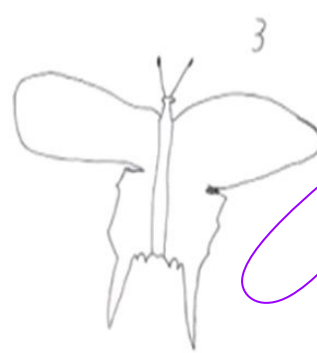
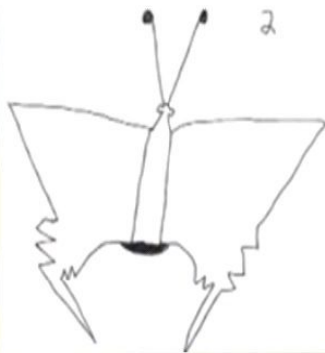
When you look at your child's book, you may expect to see lots of red ticks, 'well done's' and grades.

However, recent research tells us that the most important aspect of marking student work is what the students then do with it and how improvement is made. This feedback may take the form of whole class feedback, or individual feedback, so you may not always see lots of comment in your child's book.

What you should see, is them responding to teacher marking in purple pen. The more your child acts on their teacher's feedback (or in some cases their classmates' feedback), the more progress they make. Austin's butterfly is a good example of how targeted feedback can lead to success (see the video on YouTube for more details).

*"If it's not excellent, it's not finished!"*

Austin 9-3-02



# The Redmoor DNA

## What is the Redmoor DNA?

The Redmoor DNA is a core of 7 character traits that we expect all of our Redmoor students to develop, refine and exhibit each and every day during their five years of study with us.

By being resilient, engaged, dedicated, motivated, organised, optimistic and responsible, we believe our students will develop into well-rounded, knowledgeable and successful young adults who will thrive at school academically and socially and in their future lives.

These qualities were chosen by our students and we insist that all our students strive to uphold them in everything that they say and do.

## How can students demonstrate their Redmoor DNA?

Students will be expected to work hard to develop and show off their DNA traits in: the classroom; in their independent learning (homework); in their characters, their attitudes to school and each other; and their participation in wider school life, including extracurricular activities and student leadership roles.

We want to see our students:

- ★ Approaching and participating in their academic studies, both in school and at home, with effort and determination
- ★ Completing homework and revision to the best of their ability
- ★ Behaving well and participating fully in the school community
- ★ Taking pride in and participating with the House system's events and competitions
- ★ Engaging with the extra curricular activities on offer to enrich their characters and their knowledge.

Redmoor students are:



R: resilient  
E: engaged  
D: dedicated  
M: motivated  
O: organised  
O: optimistic  
R: responsible

*Click here to watch  
our video explaining  
The Redmoor DNA*

WE ARE EXCELLENT WE ARE REDMOOR

# Our Expectations

As experts in education, we know what makes students successful and the big secret is... **EFFORT**. That's why we expect our students to work hard in every lesson. Showing the Redmoor DNA in class means that, as a minimum standard, we expect our students to:

- Take pride in their work
- Complete all classwork and homework with detail and depth
- Be able to work independently
- Participate fully
- Show resilience (a never give up attitude) when faced with challenging work

Demonstrating the Redmoor DNA consistently will mean that students will earn classwork effort scores of As and Bs on their school reports, as well as house points and praise during lesson time.

## Our Expectations

**M A K E  
I M P R O V E M E N T  
Y O U R  
C H O I C E**



**C/D**

- LACK OF CARE
- 'JUST ENOUGH' BUT NO MORE
- OVER-RELIANCE ON THE TEACHER
- PASSIVE IN LESSONS
- GIVE UP EASILY
- HOMEWORK IS POOR QUALITY, INADEQUATE OR LATE
- LACK OF ATTENTION
- DISRUPTION



**A/B**

- PRIDE IN WORK
- DETAIL AND DEPTH
- HOMEWORK DONE WELL AND ON TIME
- ABLE TO WORK INDEPENDENTLY
- PARTICIPATION
- RESILIENCE WHEN FACED WITH CHALLENGING WORK

Not good enough		Good enough	
D	C	B	A
Lack of care	Lack of care	Pride in work	Pride in work
Minimum amount of work	'Just enough' but no more	Detail and depth	Detail and depth, originality / creativity
HW not attempted	HW mostly done but poor quality, inadequate or late	HW done well and on time	HW done to a high standard, sometimes extra / over and above
Book often forgotten or lost	Over-reliance on teacher/TA	Able to work independently	Thrive independently
Over-reliance on teacher or blaming / excuses	Passive in lessons	Participation	Full participation without dominating
Failure to participate	Tendency to give up	Resilience when faced with challenging work	Motivated by challenge, even seeking it
Frequent talking in the lesson or poor behaviour	Sometimes talking too much or not paying attention		

# Homework at Redmoor

For homework, we ask our students to constantly practise the facts on their knowledge organisers. We feel, based on research, that it helps them retain important information and use higher level vocabulary. We therefore expect students to spend the following time on their knowledge organiser homework:

## Year 7 and 8:

- 20 minutes per subject per week (except for lessons taught once a week)

## Year 9:

- 30-40 minutes per subject per week
- Homework may also include GCSE preparation

The Maths department will also set homework using online programmes to enhance activities in class.



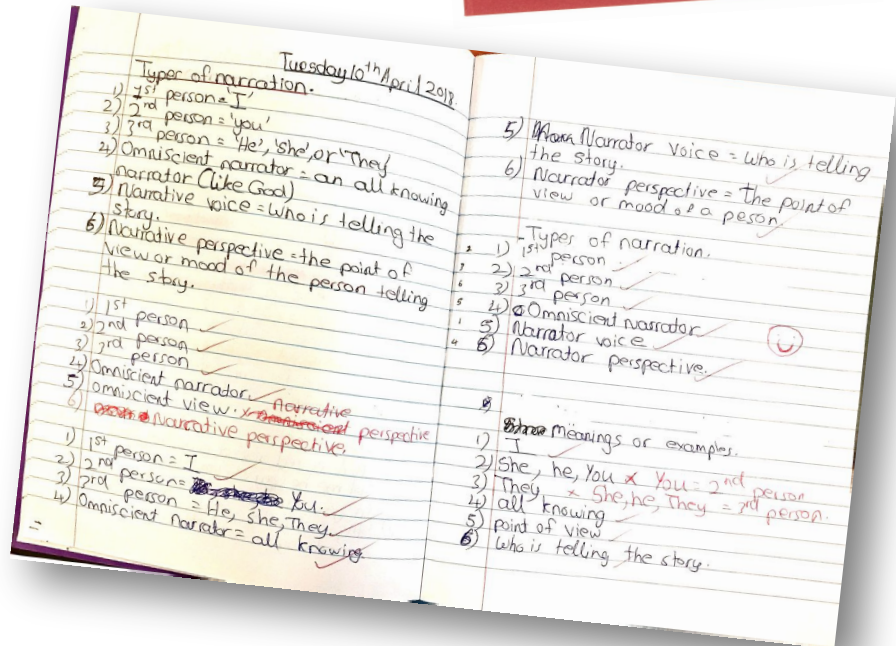
# Homework Expectations

Acceptable Red Book	Unacceptable Red Book
<ul style="list-style-type: none"> <li>• Pride taken in work</li> <li>• Time taken over homework</li> <li>• Book is presented well</li> <li>• Headings</li> <li>• Dates</li> <li>• Using of revision strategies</li> </ul> <p>= Rewards points and celebrated in tutor group</p>	<ul style="list-style-type: none"> <li>• Scruffy book</li> <li>• Graffiti on cover</li> <li>• No date and title</li> <li>• Not underlined</li> <li>• Copying straight from the knowledge organiser</li> <li>• No detail</li> <li>• No new work for the week</li> </ul> <p>= C1 standards sanction or C1 homework issue sanction</p>



Again, we expect our students to put maximum effort into their independent learning (homework and all of the extra things they might do to extend their knowledge and skills). Above, you can find more information about our expectations for red book homework.

By doing this, students will be on your way to achieving As for effort with their homework and receiving lots of house points. Remember, failing to hit these standards will result in students being given sanctions.



*For further information about helping students organise their revision and complete it effectively, please look towards the end of this booklet.*

# Reading at Redmoor

We see reading as being of vital importance to both the academic progress and well-being of our students. In all subjects, we teach how to read for information, in particular the skills needed to approach more difficult texts. We also place a high value on reading for pleasure. Reading good quality fiction has been proven to help young people in many ways, but in particular in developing a wide vocabulary. We encourage reading fiction as a great way to relax, gain insights into other worlds and exercise the imagination, whilst improving general literacy skills at the same time!

All students in Year 7 and 8 at Redmoor have lessons dedicated to oracy and reading skills. Teachers take the time to encourage and guide pupils towards more varied and challenging fiction choices and to reward pupils for reading widely. Mrs Barnes, our school librarian, is a great source of knowledge and can usually find a book to interest even the most reluctant of readers.

Students also take part in a Book Club for several weeks of the year. Book Club sessions offer a small-group opportunity to share the reading of a book and discuss it in more depth, with the guidance of teacher. Some of our Year 9 students also take part in the Book Club experience.

Many parents recognise the importance of reading but are unsure what books may be suitable. We publish two reading lists:

[KS3 Reading List \(Years 7-9\)](#)

[KS4 Reading List \(Years 10 & 11\)](#)

Our recommended fiction for teenagers includes books from many genres to suit all tastes.



We regularly re-published our lists to ensure they stay up to date, but there are so many books in the school library, we can't list them all! Students can now reserve books through our [online library system](#).

Finally, parents can also help by encouraging reading routines at home. This may involve ensuring the last 30 minutes before bedtime is given over to reading - a great way to relax and round off the day.

# Supporting Students' Progress



# Supporting Students' Progress

## What can you do each day as parents and carers to support your child's learning?

1. **Make sure that your child is equipped for school each day and arrives on time.** Purple pens are essential for improving work. Knowledge organisers are not only used at home but our students use them in lessons for reference; the accelerated learning pages help them to make more progress. Student planners help them to become more organised.
2. When they get home, **discuss your child's lessons with them.** It is important to us that your child feels inspired and enthused by their learning. We are always happy to give you more information.
3. **Check your child's student planner** to see what homework has been set. Make sure that you sign last week's pages so that your child knows that there is a link between school and home.
4. **Organise a time and place for your child to work.** Whilst this is essential now, it becomes even more important when GCSEs start. Study areas need to be quiet, with no distractions and the necessary equipment to work. We also provide a homework club called Study Space for students, where a member of staff is on hand to help children if they need some support.
5. **Help your child with their knowledge organiser revision.** Test their knowledge and ask them to repeat key facts. This will help them transfer knowledge into long term memory. Find out more about the facts in them and their place in our society. Make sure that old KOs are kept safe for future reference.
6. **Ensure that your child has access to reading material that interests them.** Designate a time when they can read. Bedtimes are ideal for this; children should not take gadgets to bed and need a break from mobiles phones an hour before bedtime. This is essential for good mental health and a good night's sleep.

Getting organised is crucial to be an effective learner. Students not only need the ability to time manage and prioritise to succeed at Redmoor, but they are great life skills to have for further study and beyond!

Planning your child's week and their homework with them and looking at where they have other commitments fit in, is one way you can support your child at home

		Monday	Tuesday	Wednesday	Thursday	Friday	Saturday	Sunday
Morning	7-8							
	8-9							
	9-10							
	10-11							
	11-12							
Afternoon	12-1							
	1-2							
	2-3							
	3-4							
	4-5							
	5-6							
Evening	6-7							
	7-8							
	8-9							
	9-10							
	10-11							

parent24

*Thank you for your continued support!*



# Supporting Students' Progress

## If your child is not making enough effort in class and with homework

(some Cs and Ds for 'Attitude to Learning' on school report)

- Talk about the school day: highlights and low points?
- Prioritise attendance and punctuality
- Check their homework diary
- Take an interest (check up on!) their homework. Does the standard look good enough?
- Praise really good effort
- Ensure they get enough sleep
- Limit time on devices - have a family 'cut off' point
- Create a study / revision timetable together
- Support the school's reporting systems that seek to improve effort and attitude to learning

## If your child is trying hard in all their subjects

(Bs and As for 'Attitude to Learning' on school report)

- Celebrate and praise their efforts and achievements
- Help them to see that setbacks or disappointments are part of learning and not the end of the world
- Ensure they get the balance right - study is important but so are exercise, hobbies, socialising and 'downtime'



**Redmoor Students**

Face up to challenges

Are dedicated to improve

Always try their hardest

Take pride in their work

Are kind and respectful

Are excellent each day

17

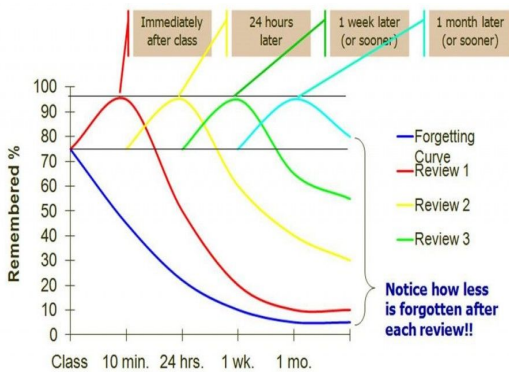
# Effective Learning Strategies

## *Effective learning strategies*

At Redmoor we use the latest educational research to inform our practice. Research tells us that there are some ways that are much more effective than others for your children to learn at home.

We have introduced these strategies to students across all year groups and will give them opportunities to practice these strategies across subjects this year.

We want Redmoor students to now not only make excellent progress with us, but be prepared to be success independent learners in the future. Below is a guide to a range of strategies your children should be using to review their learning.



## *Why reviewing your learning is so important*

As soon as we are told a new piece of information, most of that information is 'lost' and forgotten. Hermann Ebbinghaus found that repeating information helps us remember more of it. So we need to be reviewing and going over what we learn in order for us to remember and be able to use the information after a period of time has passed.

This resources summarises some proven strategies that you can use to review your knowledge.

Common methods of revision that are the least effective:

- Highlighting key points
- Re-reading
- Summarising texts



## *Retrieval practice*



Testing what you know is a powerful tool in revision; the effort to remember something really strengthens your memory. Apps such as Memrise and Quizlet allow you to use or create your own quizzes based on topics. Create them, test yourself or get someone to test you. It works!

Learn more about retrieval practice here: [Link to the Learning Scientists](#)

*Think hard, work hard, go far*



# Effective Learning Strategies


## Spacing and interleaving

Don't revise your all topics in one go (cramming). Instead, you should revise 'chunks' of a topic for small amounts of time (15-30 minutes) and then move onto another 'chunk' from a different Topic.

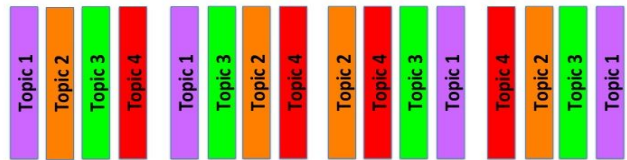
Eg. topic 1 cells, topic 2 digestive system

This will improve your memory!

### Massed presentation



### Spaced and interleaved presentation



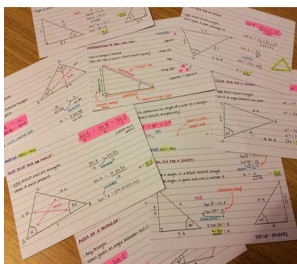
## Flash Cards

Simply create questions on one side, answers on the other.

Colour code the cards for specific topics. Post it notes can be useful for keywords and timelines.

Once you have created your flash cards, you need to think about how you will use them effectively. There is a link below to further information about the Leitner system of using flashcards:

[YouTube: The Leitner Method](#)



Click here to watch our video explaining flash cards


## Self-Quizzing

Using your knowledge organisers, flash cards and any form of revision material: read, cover, regurgitate and then check your answers for homework knowing you will be tested on this knowledge.

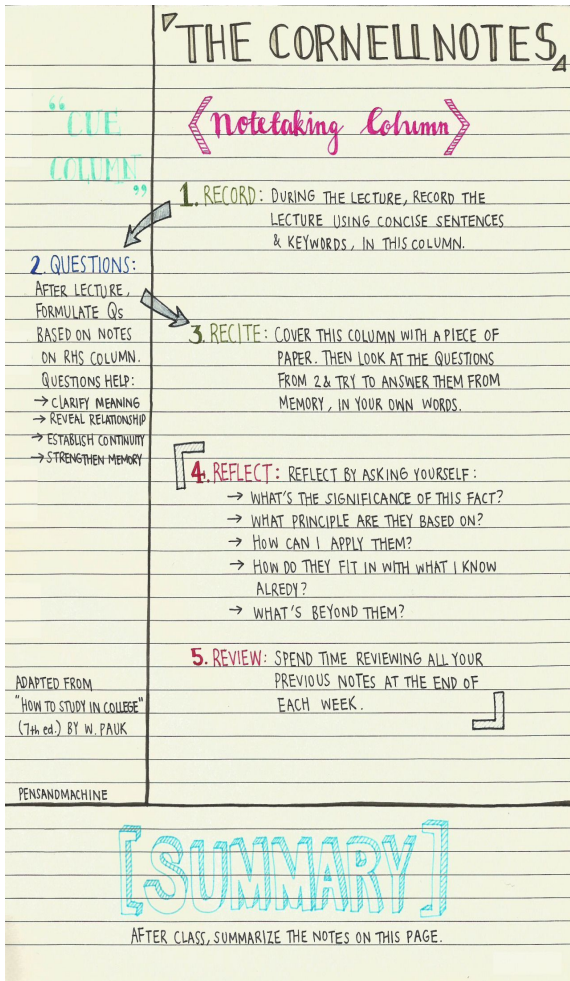
You might want to make quiz questions for yourself.

You can then self assess any missed information in a different colour pen to show where the gaps in their knowledge.

Here is a short video about the power of testing: [The Power of Testing](#)



# Effective Learning Strategies



## Cornell Notes

This method can be used in your revision books as a great method to get you to 'think' about your revision.

Simply split your page into 3 sections as shown on the diagram opposite:

- Note Taking
- Key words / concepts
- Summary

*Click here to watch our video explaining Cornell notes*

After reading the piece of information or knowledge you are trying to revise, you should first condense into notes. You should use sub headings, dual coding and minimal highlighting in your notes.

The keyword section can be used to identify all subject specific keywords or ask yourself questions

This should then be summarised in the bottom section of the page

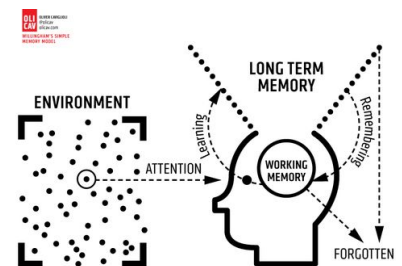
## Useful links:

The learning scientists: <https://www.learningscientists.org/>

Memrise: <https://www.memrise.com/>

Quizlet: <https://quizlet.com/en-gb>

Seneca: <https://www.senecalearning.com/>



*Think hard, work hard, go far*

# Remote Learning



There may be time this year when your child needs to self isolate or spend a period of time at home.

If your child is well enough to learn, online work will be set to ensure your child does not miss out on the learning going on at school.

Google Classroom

Every **Monday at 9am**, work for each subject will be set for your child on Google Classroom.

## Expectations of remote learning:

- ★ To access the work please use the following link to our website:  
[Remote learning](#)
- ★ There will be work from each subject your child studies and they should complete all of the work set for them
- ★ Completed work should be brought back into school and shown to class teachers
- ★ If your child has questions about the work set, your child should first contact their class teacher
- ★ A good way to work through the work set may be for your child to follow the lessons they would have on their usual school timetable
- ★ If your child has issues connecting to the internet and accessing the work then you should contact the school as soon as possible

*Click here to watch a video from Head of ICT & Computing, Mr Moore, about how to access and support your child's remote learning*