


YEAR 9



Welcome to our Summer Term Curriculum Newsletter.
In it you will find:

- An introduction to our progress team
- What is being studied in each subject this term

I hope you find this helpful. Even more information can be found on our website including our 5 or 7 year learning journeys.



BROOKVALE GROBY LEARNING CAMPUS

Valuing Everyone, Achieving Excellence

Will Teece, Headteacher

Telephone: 0116 287 9921

Website: www.brookvalegroby.com

Progress at Brookvale Groby Learning Campus

We would like to thank you in advance for all the hard work and support you will be offering your child as they embrace this year's academic studies.

At school, your child's form tutor, teachers and the year heads will offer support. We also have a whole school progress team which includes:

Ms Dina Gajjar - KS3 Progress lead (years 7-9)

dgajjar@brookvalegroby.com

Mr Jack Brownnett - KS4 Progress Leader (Years 10 and 11)

jbrownnett@brookvalegroby.com

Miss Taz Johal - Assistant Headteacher, Raising Standards Leader

tjohal@brookvalegroby.com

Ms Carol Hubbard - Deputy Headteacher, Progress and Curriculum

chubbard@brookvalegroby.com

Year Head information:

Year 7 - Mrs Tina Rumming

trumming@brookvalegroby.com

Year 8 - Mrs Donna Bee

dbee@brookvalegroby.com

Year 9 - Mrs Lucy Driver

ldriver@brookvalegroby.com

Year 10 - Mrs Jo Clarke

jclarke@brookvalegroby.com

Year 11 - Mrs Jayne Jordan

jjordan@brookvalegroby.com

All tutor and teacher contacts can be found on the website.

As a team, we will be working with your child to help them make the best possible progress, develop their character and help them understand the importance of kindness and respect.



ART - Year 9 - Oriental Art (Summer Term)

Useful contacts / information

dlaw@brookvalegroby.com

(Subject Lead and Assistant Faculty Lead)

Smamo-curtis@brookvalegroby.com

(Subject Teacher)

If you have any questions, please do not hesitate to contact your son/daughter's subject teacher or the Subject Lead



What are we learning this term?

Rotations 1 & 2 (Weeks 1-20):

In this skills building unit the students will look at traditional and contemporary Oriental Art from across various periods in history. They will complete image analysis and look closely at a variety of art sources and explore how they were created. They will create a moodboard showing influences on the theme and create realistic drawings from actual artefacts. This work is then used to create initial design ideas for the creation of a clay tile. A final design is then created to inform a personal response that will be made in clay - Clay safety forms part of the project. The clay work is then created, fired and painted.

Rotations 3 & 4 (Weeks 21-39):

In the second half of the project, students will work on producing an A3 mixed media art piece based on 'Oriental art.' They will recall the knowledge and the skills gained from the previous rotation and produce a personal response. Homeworks will also form the basis of the creative process. Students will be encouraged to look at a variety of materials and techniques to assist with the creation of the end product.



Enrichment

Live Competitions posted on the Schools Social Media website for all students to get involved in.

ADT Enrichment Google Classroom created for students to experiment and create additional pieces of work for fun. There are lots of choices for art students to be able to experiment with materials at home.

Other Enrichment opportunities will be advertised to the students in the first term as these are planned by ADT teachers.



Homework

Students will be given an extended writing piece of homework alongside a number of research activities to support the ongoing design process.

Students have access to Knowledge Organisers to support them with home learning (20:20:20)

A subject drive has been created for all students so that they have access to all materials to help them at home. This is shared with students in lessons.



Assessments

1. Mid point of unit (Rotations 1 & 3)
2. End point of unit (Rotations 1 & 3)

Please note that students have one 2 hour lesson per week and are given a week to complete independent homeworks. This is why the students are assessed mid way and at the end of the rotations so that they can make progress over a series of 2 hour lessons in the unit of work.

Students are marked in relation to the unit checklist (personalised learning checklist). It is communicated if they are Exceeding, Meeting or are Developing within the subject.



'I like the fact that in ancient Chinese art the great painters always included a deliberate flaw in their work: human creation is never perfect..' - Madeleine L'Engle



BCI - Year 9 - Computing (Spring/Summer Term)

Useful contacts / information

Mrs H Knight

hknight@brookvalegroby.com

(BCI - Faculty Leader)

Mr I King

iking@brookvalegroby.com

(KS3 Computing Lead Teacher)

If you have any questions, please do not hesitate to contact your child's Computing Teacher, Subject Lead or Faculty Leader



What are we learning this term?

Rotation 1 (Weeks 1-20):

- Forms of Notation (Flowcharts & Logic Gates)
- Python Programming
- Computational Thinking (Binary & Sorts)

Rotation 2 (Weeks 21-39):

- Computational Thinking (Sorts & Searches)
- Advanced Python Programming (Arrays, Loops, Searches)
- Computer Hardware

Year 9 Computing Personalised Learning Checklist:

[Year 9 Computing PLC](#)



Enrichment

Warhammer Club will run on a Friday after school and is being led by Mr King - iking@brookvalegroby.com.

KS3 Scratch Coding Club is being led by Mr King iking@brookvalegroby.com and is running on alternate Thursday lunchtimes throughout the year.

Other Enrichment opportunities will be advertised to the students in the first term as these are planned by BCI teachers.



Homework

Students will be given knowledge organiser homework alongside research activities to support the project and design work.

Students have access to Knowledge Organisers to support them with home learning (20:20:20).

[Rotation 1: Knowledge Organiser](#)

[Rotation 2: Knowledge Organiser](#)

These have been created for all students so that they have access to all materials to help them at home. This is shared with students in lessons.



Assessments

1. Mid point of unit (programming task)
2. End point of unit (Multiple Choice test)

Please note that students have one 2 hour lesson per week and are given a week to complete independent homeworks. This is why the students are assessed mid way and at the end of the rotations so that they can make progress over a series of 2 hour lessons in the unit of work. Students are marked in relation to the unit checklist (personalised learning checklist). It is communicated if they are Exceeding, Meeting or are Developing within the subject.



DRAMA



DRAMA - Year 9 - The 39 Steps

Useful contacts / information

Laura Smith - Faculty Leader
lsmith@brookvalegroby.com

Adam Goodger - Assistant Faculty Leader
agoodger@brookvalegroby.com

Ruth Smith - Drama Teacher
rsmith@brookvalegroby.com



What are we learning this term?

As part of the unit students will continue to build on the 5 basic skills we use when performing: Facial expressions, body language, spatial awareness, voice projection, tone of voice.

This unit begins to expose students to a level of text that they may be expected to study at GCSE. The 39 steps encourages students to consider how we might analyse and study a text's characters, style and genre. It also begins to get students to consider some of the more technical elements of theatre such as lighting and sound. Studying The 39 steps is designed to give students a feel for how we study a text in Key Stage 4.



Enrichment

Junior Drama Club - Monday lunchtime (Groby Theatre)



Homework

Using the knowledge organiser to understand key terms

Watch live or recorded performance when they get the opportunity



Assessments

Students are assessed throughout the 5 basic skills plus their use of teamwork and effort. Students will perform 2 extracts from the play encouraging them to choose contrasting characters.



"Movies will make you famous; Television will make you rich; But theatre will make you good." -Terrence Mann



TEXTILES - Year 9 - (All Rotations)

Useful contacts / information

hdepledge@brookvalegroby.com

(Subject Lead (textiles) and
Assistant Faculty Lead)

If you have any questions,
please do not hesitate to
contact your son/daughter's
subject teacher or the Subject

Lead



What are we learning this term?

Rotation 1: Skills and Techniques

In the first rotation students will further develop skills they have previously used whilst also learning about new ones. They will build up a portfolio of samples for a wide range of skills and techniques including seams, patchwork, applique, colouring techniques, weaving, embroidery along with others. Each sample will be evaluated giving its strengths and targets.

Rotation 2: Product Production

In the second rotation students will independently manufacture a product using the techniques they learnt and practised in the first rotation. They will decide on which skills and techniques they like and use these in the manufacture of a child's play mat, investigating how they can stimulate the user's senses through touch, texture and sound. Students will be encouraged to work as independently as possible whilst being creative and imaginative in their product manufacture.



Enrichment

Live Competitions posted on the
Schools Social Media website for all
students to get involved in.

ADT Enrichment Google Classroom
created for students to experiment
and create additional pieces of work
for fun (these could be added into the
Coursework Portfolio for additional
marks/experimentation).

Extended Support available to support
our students outside of lesson time
with their design work so
that they succeed in the
subject.



Homework

For homework, students are expected
to complete revision of their
knowledge organisers by revising the
relevant section for the week and self
testing in their planners. The sections
expected to be learnt are posted in
the Google Classroom. In the following
lesson students will be quizzed using
their Do Now sheets in lessons.
Students have access to their
Knowledge Organisers on the Google
Classroom and if required can have a
copy printed for them.
A subject drive has been created for
all students so that they have access
to all materials to help
them at home.




Assessments

Students will be assessed in two areas
in year 9, their written work and their
practical work.


Written work consists of designing
and evaluating throughout the
project.

Practical work consists of any
experimentation work they produce as
well as the manufacture of their final
product.

Students will be assessed as either
exceeding, meeting or developing in
relation to their work.



'Design is thinking made visual' - Saul Bass



Geography Newsletter - Year 9 - Summer term

Useful contacts / information

Rachael Gowdridge
Head of Faculty - Humanities
rgowdridge@brookvalegroby.com

Laura Seaton
Head of Geography and RS
Lseaton@brookvalegroby.com



Year 9 are learning this term:

Unit 3: Coastal landscapes

1. Coastal processes
2. Coastal landforms
3. Uses of the coast
4. Hard and soft engineering of the coast
5. Coast case study

Unit 4: Fieldwork practice

Coasts [knowledge organiser](#)



Humanities Enrichment

- Year 7 religious buildings trip.
- Year 12 Geography 2 night residential to the Peak District
- Fieldwork opportunities for all years.
- Transition events with year 6/7.



Homework

Students should complete homework in the booklet provided.
All work to be recorded in their booklet or in their planner.
Teacher will check/reward/sanction geography homework weekly


Please ensure your children are meeting deadlines.



Assessments

- 1) Baseline and knowledge quiz on development issues globally
- 2) Development formal assessment
- 3) Practice GCSE questions





History Newsletter - 2023/24 - (Summer term)

Useful contacts / information

Rachael Gowdridge
Head of Faculty - Humanities
rgowdridge@brookvalegroby.com

Ana Hall
Head of History
ahall@brookvalegroby.com

Chloe Smith
Lead Teacher KS3- History
csmith6@brookvalegroby.com



Year 9 are learning this term:

The students will be focussing and finishing their module on the Holocaust and the atrocities of the Second World War.

GCSE Module: Students will then tackle some of the content from the GCSE. This is focussed on America in the 1920s. Looking at the Economic Boom and how society is affected by the change in wealth and attitudes of the American people.

Key Skills Learned: Students will be continuing understanding of describing and explaining causes and consequence, as well as working on analysis of primary sources and interpretations.



Enrichment

- Year 11 Final field trip - Leicester city centre (April)
- Year 12 Geography field trip to Cromer and Peak District - June
- Year 7 - Places of worship trip to Leicester
- Year 8 - Underrepresented peoples in History competition.



Homework

Students should complete all homework in their booklet or in their planner.
Teacher will check/reward/sanction History homework weekly

Please ensure your children are meeting deadlines.




Assessments

The students will be assessed on their knowledge and some skills for the end of the Holocaust module This will be before May half term.

After May half term and before the summer the students will be assessed on their knowledge and skills with the GCSE module.





Mathematics Newsletter - Year 9 (Summer term)

Useful contacts / information

Paul McPherson - Faculty Leader
pmcpherson@brookvalegroby.com

Stephen Taylor-Fox - Assistant
Faculty Leader (Lead Teacher for
Key Stage 3)
taylor-fox@brookvalegroby.com



What are we learning this term?

During the Autumn term we will be covering the following topics:

- Solving ratio & proportion problems
- Rates
- Probability
- Algebraic representation
- Congruence, similarity and enlargement



Setting in Mathematics

Students have been set based on their Year 8 Summer Assessment and their latest GL Assessment. We look at the setting following each term's Assessment to see if there are any students who are massively out of place.

Enrichment

Sparx Maths help club runs every Tuesday-Thursday lunchtime (1:30pm-1:50pm) in G03



Homework

Homework is set every Wednesday on [Sparx Maths](#)



Assessments

The Summer assessment will take place during the week commencing Monday 16th June



**"Pure mathematics is, in its way, the poetry of logical ideas."
– Albert Einstein**



PHYSICAL EDUCATION



PE Curriculum Newsletter: Year 9 - Autumn Term

Useful contacts / information

Mr Brownett

jbrownett@brookvalegroby.com

Mr Leonard

jleonard@brookvalegroby.com

Mr Lord - Curriculum Leader

mlord@brookvalegroby.com

Miss Maclachlan

amaclachlan@brookvalegroby.com

Mrs Richardson

mrichardson@brookvalegroby.com

Mr Sharpe

msharpe@brookvalegroby.com

Mrs Wiles - Head of KS3 PE

lwiles@brookvalegroby.com

For updates on Twitter/X:

@bglc_pe



What are we learning this term?

Over the course of the Summer term students in Year 9 will be covering some of the following activities: volleyball, rounders, softball, athletics, cricket and tennis. We lose the Sports Hall in May for external exams until the end of term, so students will need to be prepared to have their PE lessons outside. As the weather changes and the temperature increases please ensure that students bring water to their PE lessons and wear sun cream. Students are also able to wear a baseball cap or another sports appropriate hat during PE lessons on particularly sunny days. Students can wear tight fitting shorts, but they need to be mid-thigh length.

Key Dates:

Sports Day - Wednesday 9th July. Students can opt into the athletics during the morning and all students will be involved in the afternoon.

Sports Presentation Evening - Wednesday 2nd July. If your child has represented the school in a sports event this year you should receive an invitation via email.

Enrichment

The following clubs are open to all Year 9 students over the course of the summer term.

Athletics - Thursday after school

Cricket - Wednesday after school.

Rounders - Tuesday after school.

Softball - Tuesday after school.

Tennis - Wednesday after school.

There are area events in all of these activities that we will be entering students into. They need to come to the clubs to be considered.

Homework

Each student will have a rules quiz to complete for homework at the end of each activity block of 6 lessons. These rules quizzes are posted on each group's Google Classroom and are completed digitally using Google Forms. The results from these quizzes allow us to assess students under the 'Know' strand of our assessment policy.

Assessments


We assess students in PE at the end of each activity block. We assess them in three areas:

'Know' - knowledge of rules and regulations.

'Grow' - demonstrating LORIC character values.

'Show' - the ability to perform activity specific skills and tactics under competitive pressure.

'Skill is only developed by hours and hours of work'
Usain Bolt



Year 9 **CaRE** **C**itizenships **a**nd **R**eligious **E**ducation Newsletter

Useful contacts / information

Rachael Gowdridge
Head of Faculty - Humanities
rgowdridge@brookvalegroby.com

Laura Seaton
Head of Geography and RS
Lseaton@brookvalegroby.com

Dan Tagg
Head of KS3 History and Citizenship
Dtagg@brookvalegroby.com



Year 9 are learning this term:

Citizenship unit on Rights and Responsibilities

- What rights do we have in the UK?
- What are the responsibilities of UK citizens?
- Hate crimes based on race, gender and sexuality
- Freedom of the press
- Protest



Humanities Enrichment

- Year 7 religious buildings trip.
- Year 12 Geography 2 night residential to the Peak District
- Fieldwork opportunities for all years.
- Transition events with year 6/7.

Homework

Homework is posted weekly on the google classroom and all work is to be recorded in their planner. Teacher will check/reward/sanction homework weekly.

Please ensure your children are meeting deadlines.

Assessments

- 1) Baseline and knowledge quiz on 'Early life'
- 2) 'Early life' formal assessment



Music - Year 9- Rotation 2

Useful contacts / information

To find out any information about our Music Curriculum or enrichment please contact

Laura Smith- Head of Performing Arts and Music subject Lead
lsmith@brookvalegroby.com



What are we learning this term?

This rotation year 9 are going to really focus on developing both their keyboard technique and their composition skills.

The topic we are looking at is all about protest songs. We begin by spending some time looking and analysing 'Imagine' by John Lennon. Students will perform parts of the song, exploring how it has been constructed before embarking on composing their own protest song.

Students will be primarily using the keyboard but will also have the opportunity to sing and will record their songs using music technology.



Enrichment

School Production- Wednesday
3.30-4.30- GDR
Music Ensemble- Thursday lunchtime
GMR
Vocalise with Mrs Woodall - Thursday
3.30-4.30 GDR

Summer Showcase June
19th



Homework

Students complete a weekly quiz using teaching gadget

Login details are on the Google Classroom



Assessments

Ongoing Keyboard Performance

Protest Song Composition

Google Form theory and knowledge Test



Music is a world within itself with a language we all understand

Stevie Wonder- Sir duke



GRAPHICS - Year 9 - Skills Building

Useful contacts / information

Sdixon@brookvalegroby.com
(Subject Lead and Faculty Lead)
Jsheerin@brookvalegroby.com
Grimington@brookvalegroby.com

If you have any questions, please do not hesitate to contact your son/daughter's subject teacher or the Subject Lead



What are we learning this term?

Rotation 1 & 2 (Weeks 1 - 10 / Weeks 11 - 20):

In this skills building unit the students will look at traditional Aboriginal Art from a Graphic Design perspective. They will choose a 'dreamtime' story and produce a modern day book cover. In the first rotation, our learners start the project by producing a moodboard in Photoshop, selecting a dreamtime story, analysing existing book cover designs and producing a digital dot piece of work in Photoshop. Students will also have a practical homework in this rotation to produce some drawn design ideas to communicate their book cover ideas.

Rotation 3 & 4 (Weeks 21 - 29 / Weeks 30 - 39):

In the second half of the project we will work on Typography skills, learners will explore the possibilities that surround working with Typography in the Graphic Design world. We will explore the use of typography when used in conjunction with paths tools. Using text to shape subjects such as animals in reference to Bembozoo. Students will explore their own use of mixed media by creating their own typography without the use of IT as a creative homework. By exploring all of these techniques students will have the ability to further develop their Photoshop skills ready for core GCSE modules.



Enrichment

Live Competitions posted on the Schools Social Media website for all students to get involved in.

ADT Enrichment Google Classroom created for students to experiment and create additional pieces of work for fun. There are lots of choices for Graphics students to be able to experiment with Photoshop at home.

Other Enrichment opportunities will be advertised to the students in the first term as these are planned by ADT teachers.



Homework

Students will be given practical homework in the first and second rotations. In the first rotation students will be asked to create handmade Mandalas inspired by Ross Holden. In the second rotation students will be asked to make hand made type. This affirms the importance of mixed media and experimentation outside of technology.

Students have access to Knowledge Organisers to support them with home learning (20:20:20)

A subject drive has been created for all students so that they have access to all materials to help them at home. This is shared with students in lessons.



Assessments

1. 3 x Assessment points take place in Rotation 1
2. 3 x Assessment points take place in Rotation 2

Please note that in Graphics the first rotation sees the students complete 3 x mini skills building units and then in their next rotation they complete a larger skills building unit. This is why the assessments are structured the way that they are.

Students are marked in relation to the unit checklist (personalised learning checklist). It is communicated if they are Exceeding, Meeting or are Developing within the subject.



"Creativity is nothing but the way to solve new problems." - Diana Santos



Languages Newsletter – Year 9 – Summer 2025

Welcome to the latest newsletter from the MFL Faculty. We would like to keep you up to date on everything we are learning and doing this half term. If you have any questions, please do not hesitate to contact us via email:

salban@brookvalegroby.com



What are we learning this term?



Single language Learners

All languages: Sport, History. Students will be learning about key historical aspects of the country they are studying. Students will also be able to use higher level vocabulary and structures to talk about their sporting experiences.

Dual language Learners

All languages: Hobbies, Film. Students will be learning how to discuss their hobbies in three tenses. Students will also study a film and complete a project to describe this.

Knowledge Organiser – Retrieval learning

Weekly tests will be set and available to see on the Google Classroom.

French single language	German single language	Spanish single language
The tests are based on the following Knowledge Organiser Students can also use their Quizlet Classroom to help practise for the weekly quizzes	The tests are based on the following Knowledge Organiser Students can also use their Quizlet Classroom to help practise for the weekly quizzes.	The tests are based on the following Knowledge Organiser Students can also use their Quizlet Classroom to help practise for the weekly quizzes
French dual language	German dual language	Spanish dual language
Knowledge Organiser Quizlet Classroom	Knowledge Organiser Quizlet Classroom	Knowledge Organiser Quizlet Classroom

Enrichment

Holiday Challenge!

Want to make sure you don't forget all the learning that you have done this year? Try out some of the [challenges](#) here and see what you can achieve!



Homework

Homework is set every week in all Languages.

This will be in the form of a vocabulary (spelling test). See *above for the list of words.*

There will also be revision for assessments at key points in the year.



Assessments

28th April – Universals 2 (Fr/Ge/Sp)

19th May – Listening (Sp)

9th June – Listening (Fr)

9th June – Transcription (Fr)

23rd June – Universals 3 (Fr/Ge/Sp)

23rd June – Transcription (Ge/Sp)

23rd June – Phonics Speaking (Fr/Ge/Sp)



"One language sets you in a corridor for life. Two languages open every door along the way."



Food - Year 9 - Afternoon Tea Development

Useful contacts / information

ebayne@brookvalegroby.com

Subject Leader

grimington@brookvalegroby.com

hdepledge@brookvalegroby.com

cdepledge@brookvalegroby.com

If you have any questions, please do not hesitate to contact your son/daughter's subject teacher or the Subject Lead



What are we learning this term?

In year 9 students will spend approx 20 weeks in the food rotation as it will have been an option choice, this is divided into two 10 week rotations.

In rotation two Afternoon tea is the main focus looking dish and skill development, presentation and production. Students will also undertake a mini NEA task Food Preparation Assessment on developing a recipe for the afternoon tea topic. Researching recipes and producing a working time plan, which will support their GCSE journey.

Do Now general knowledge is included in written lessons.

Students will make a variety of products in yr 9 these include Bread. Fruit gateaux. Meringues and lemon curd. Paella and their afternoon tea.

Skills are developed through the dishes and students are encouraged to work as independently as possible with practical tasks ready for possible GCSE in yr 10.



Enrichment

An ADT Enrichment Google Classroom created for students.

Students can adapt recipes to suit the needs of people at home.

Research new recipes and cook at home, bringing in pictures to display in school and gain rewards.

Competitions at various times of the year are held.



Homework

Students are responsible for making sure they have the correct ingredients and containers organised ready for practical food lessons. Recipes are given out to students the week before and are posted on the Google classroom. Recipes may be adapted to suit dietary needs.

Students have access to Knowledge Organisers to support them with home learning (20:20:20)

A subject drive has been created for all students so that they have access to all materials to help them at home. This is shared with students in lessons.



Assessments

A Mid point assessment is made at week 5 and at the end of the rotation weeks 9 or 10.

Practical lessons are reviewed during each practical lesson and feedback given.

Students are marked in relation to the unit checklist (personalised learning checklist). It is communicated if they are Exceeding, Meeting or are Developing within the subject.



"No one is born a great cook, one learns by doing" - Julia Child



DESIGN - Year 9 - Mobile Phone Storage

Useful contacts / information

cwright@brookvalegroby.com
(Subject Lead for Design)

(Subject Teachers)

If you have any questions, please do not hesitate to contact your son/daughter's subject teacher or the Subject Lead



What are we learning this term?

2nd Rotation

Students are being challenged to design and make a mobile phone docking station with storage.

Students will carry out independent research to enable them to create a range of unique design ideas for their phone storage unit. They will develop and model their ideas, taking into account the end user, material processes and properties.

Students will develop a range of skill in the workshop including; using the pillar drill, fret saws, coping saw, Line bending machine, files, pillar drills, CAD/CAM facilities (Computer Aided Design and Computer Aided Manufacture) to manufacture their final design.



Enrichment

Live Competitions posted on the Schools Social Media website for all students to get involved in.

ADT Enrichment Google Classroom created for students to experiment and create additional pieces of work for fun. There are lots of choices for art students to be able to experiment with materials at home.

Other Enrichment opportunities will be advertised to the students in the first term as these are planned by ADT teachers. .



Homework

Students have access to Knowledge Organisers to support them with home learning (20:20:20). These are on the Google Classroom. These will be assess in their Do Now Tasks at the beginning of each lesson

A subject drive has been created for all students so that they have access to all materials to help them at home. This is shared with students in lessons.



Assessments

1. Mid point of Project Unit.
2. End point of Project Unit .

Please note that students have one 2 hour lesson per week and are given a week to complete independent homeworks. This is why the students are assessed mid way and at the end of the rotations so that they can make progress over a series of 2 hour lessons in the unit of work. Students are marked in relation to the personalised learning checklist in their folders (PLCs). It is communicated if they are Exceeding, Meeting or Developing.



“Design is not just what it looks like and feels like. Design is how it works.” - Steve Jobs