


# YEAR 7



Welcome to our Spring Term Curriculum Newsletter.  
In it you will find:

- An introduction to our progress team
- What is being studied in each subject this term

I hope you find this helpful. Even more information can be found on our website including our 5 or 7 year learning journeys.



# BROOKVALE GROBY LEARNING CAMPUS

Valuing Everyone, Achieving Excellence

Will Teece, Headteacher

Telephone: 0116 287 9921 Website: [www.brookvalegroby.com](http://www.brookvalegroby.com)

## Progress at Brookvale Groby Learning Campus

We would like to thank you in advance for all the hard work and support you will be offering your child as they embrace this year's academic studies.

At school, your child's form tutor, teachers and the year heads will offer support. We also have a whole school progress team which includes:

Ms Dina Gajjar - KS3 Progress lead (years 7-9)

[dgajjar@brookvalegroby.com](mailto:dgajjar@brookvalegroby.com)

Mr Jack Brownnett - KS4 Progress Leader (Years 10 and 11)

[jbrownnett@brookvalegroby.com](mailto:jbrownnett@brookvalegroby.com)

Miss Taz Johal - Assistant Headteacher, Raising Standards Leader

[tjohal@brookvalegroby.com](mailto:tjohal@brookvalegroby.com)

Ms Carol Hubbard - Deputy Headteacher, Progress and Curriculum

[chubbard@brookvalegroby.com](mailto:chubbard@brookvalegroby.com)

Year Head information:

Year 7 - Mrs Tina Rumming

[trumming@brookvalegroby.com](mailto:trumming@brookvalegroby.com)

Year 8 - Mrs Donna Bee

[dbee@brookvalegroby.com](mailto:dbee@brookvalegroby.com)

Year 9 - Mrs Lucy Driver

[ldriver@brookvalegroby.com](mailto:ldriver@brookvalegroby.com)

Year 10 - Mrs Jo Clarke

[jclarke@brookvalegroby.com](mailto:jclarke@brookvalegroby.com)

Year 11 - Mrs Jayne Jordan

[jjordan@brookvalegroby.com](mailto:jjordan@brookvalegroby.com)

All tutor and teacher contacts can be found on the website.

As a team, we will be working with your child to help them make the best possible progress, develop their character and help them understand the importance of kindness and respect.



# ART - Year 7 - Animals in Art (Spring Term)

## Useful contacts / information

[dlaw@brookvalegroby.com](mailto:dlaw@brookvalegroby.com)

(Subject Lead and Assistant Faculty Lead)

[Smamo-curtis@brookvalegroby.com](mailto:Smamo-curtis@brookvalegroby.com)

(Subject Teacher)

If you have any questions, please do not hesitate to contact your son/daughter's subject teacher or the Subject Lead



## What are we learning this term?

Rotations 3 & 4 (Weeks 17-29):

Students will engage in a project based around the theme 'Animals in Art' and produce a clay animal head towards the end of the rotation. They will explore the artwork of Henry Moore and Donna Sharman and create transcriptions based on the artists' work. They will have the opportunity to create their own independent research on an animal of their choice and create a moodboard on this to support their design work. Students will create a design idea of an animal head, in preparation for clay work. Each individual will make their own unique design in clay learning about how to use clay safely and effectively. Once the clay has been fired, students will have the opportunity to paint their animal head based on their designs influenced by the bright colourful work of Donna Sharman and the mark making techniques of Henry Moore.



## Enrichment

Live Competitions posted on the Schools Social Media website for all students to get involved in.

ADT Enrichment Google Classroom created for students to experiment and create additional pieces of work for fun. There are lots of choices for art students to be able to experiment with materials and techniques at home.

Other Enrichment opportunities will be advertised to the students in the first term as these are planned by ADT teachers.



## Homework

Students will be given knowledge organiser homework alongside research activities to support the project and design work.

Students have access to Knowledge Organisers to support them with home learning (20:20:20).

A subject drive has been created for all students so that they have access to all materials to help them at home. This is shared with students in lessons.



## Assessments

1. Mid point of unit
2. End point of unit

Please note that students have one 2 hour lesson per week and are given a week to complete independent homeworks. This is why the students are assessed mid way and at the end of the rotations so that they can make progress over a series of 2 hour lessons in the unit of work.

Students are marked in relation to the unit checklist (personalised learning checklist). It is communicated if they are Exceeding, Meeting or are Developing within the subject.



**'Every child is an artist. The problem is how to remain an artist once we grow up.'**

**- Pablo Picasso**



## BCI - Year 7 - Computing (Spring Term)

### Useful contacts / information

**Mrs H Knight**

[hknight@brookvalegroby.com](mailto:hknight@brookvalegroby.com)

(BCI - Faculty Leader)

**Mr I King**

[iking@brookvalegroby.com](mailto:iking@brookvalegroby.com)

(KS3 Computing Lead Teacher)

If you have any questions, please do not hesitate to contact your child's Computing Teacher, Subject Lead Teacher or Faculty Leader



### What are we learning this term?

**Topic 3: Computer Systems** [Topic 3 - Computer Systems KO](#)

- Hardware and Software
- Input and Output Devices
- Input -Process-Output
- Networks
- Threats to Security

**Topic 4: Block-Based Coding**

[Topic 4 - Scratch Coding KO](#)

- Using Scratch to create a moving character
- Designing a collecting game using Scratch
- Evaluating your game
- Acting on Improvement Points

**Year 7 Computing Personalised Learning Checklist:**

[Year 7 Computing PLC.pdf](#)



### Enrichment

Warhammer Club will run on a Friday after school and is being led by Mr King - [iking@brookvalegroby.com](mailto:iking@brookvalegroby.com).

KS3 Scratch Coding Club is being led by Mr King [iking@brookvalegroby.com](mailto:iking@brookvalegroby.com) and is running on alternate Thursday lunchtimes throughout the year.

Other Enrichment opportunities will be advertised to the students in the first term as these are planned by BCI teachers.



### Homework

A weekly knowledge organiser quiz will take place in class. Therefore, students must use their knowledge organisers to focus on subject specific terminology that links to the current unit of study. Students should practise learning key computing words by completing a choice of 3 tasks set in their Google Classroom each week (evidenced in their student planner).

Revision for each end of unit assessment with use of the knowledge organiser for the unit and BBC Bitesize Computing resources.



### Assessments

**1. Topic 3: Computer Systems end of unit google form assessment**

**2. Topic 4: Scratch Coding - end of topic project**

Students are marked in relation to the unit checklist (personalised learning checklist). It is communicated if they are Exceeding, Meeting or are Developing within the subject during the term 2 reporting round.





# DRAMA



## Subject Newsletter - Year 7

### Useful contacts / information

Laura Smith - Faculty Leader  
[lsmith@brookvalegroby.com](mailto:lsmith@brookvalegroby.com)

Adam Goodger - Assistant Faculty Leader  
[agoodger@brookvalegroby.com](mailto:agoodger@brookvalegroby.com)

Ruth Smith - Drama Teacher  
[rsmith@brookvalegroby.com](mailto:rsmith@brookvalegroby.com)



### What are we learning this term?

As part of the unit entitled Darkwood Manor, students will continue to build on the 5 basic skills we use when performing: Facial expressions, body language, spatial awareness, voice projection, tone of voice.

This unit begins to introduce the idea of how we might devise a piece of theatre and develop characters that might live in the world of a story through things such as hot seating. The unit also introduces basic Physical Theatre skills, narration and storytelling.

Students will then begin a unit of work around Roald Dahl. This takes elements of his stories, poems and short stories and helps students explore ideas such as character, reconstructions, role play, narration, mime and the use of Flashback as a storytelling technique.



### Enrichment

**Junior Drama Club** - Monday lunchtime (Groby Theatre)

**School Production** - Tuesday and Wednesday 3:30-4:30 (Groby Theatre)



### Homework

Using the knowledge organiser to understand key terms

Watch live or recorded performance when they get the opportunity



### Assessments

Students are assessed throughout the 5 basic skills plus their use of teamwork and effort. In the Darkwood Manor unit, Students will create a multi scene piece of theatre that tells their version of the Darkwood Manor story.

During the Roald Dahl unit, students will begin to develop a piece of performance that takes inspiration from the world of Willy Wonka and incorporate new characters and stories linked to what we already know from the original story.



**“Great theatre is about challenging how we think and encouraging us to fantasise about a world we aspire to.” – Willem Dafoe**



# GRAPHICS - Year 7 - Aboriginal Book Cover

## Useful contacts / information

[Sdixon@brookvalegroby.com](mailto:Sdixon@brookvalegroby.com)  
(Subject Lead and Faculty Lead)  
[Grimington@brookvalegroby.com](mailto:Grimington@brookvalegroby.com)  
[Jsheerin@brookvalegroby.com](mailto:Jsheerin@brookvalegroby.com)  
[Smamo-curtis@brookvalegroby.com](mailto:Smamo-curtis@brookvalegroby.com)  
[m](mailto:m)  
[CDepledge@brookvalegroby.com](mailto:CDepledge@brookvalegroby.com)  
[Agoodger@brookvalegroby.com](mailto:Agoodger@brookvalegroby.com)

If you have any questions, please do not hesitate to contact your son/daughter's subject teacher or the Subject Lead



## What are we learning this term?

Rotation 1 (Weeks 1-9) / Rotation 2 (Weeks 10-16) / Rotation 3 (Weeks 17-23) / Rotation 4 (Weeks 24-30) / Rotation 5 (Weeks 31-39)

In this skills building unit the students will look at traditional Aboriginal Art from a Graphic Design perspective. They will choose a 'dreamtime' story and produce a modern day book cover. In the first rotation, our learners start the project by producing a moodboard in Photoshop, selecting a dreamtime story, analysing existing book cover designs and producing a digital dot piece of work in Photoshop. Students will also have a practical homework in this rotation to produce some drawn design ideas to communicate their book cover ideas.

In the second half of the project we will work on producing the Digital Book cover design for the 'dreamtime' story chosen. Students will start to put together their design in Photoshop and then develop this. To develop their book cover design students will look at experimenting with colour, fonts, backgrounds, image, layout, blending options and information. Throughout the process of development our students will arrive at a final book cover design and will finally reflect on the progress that they have made throughout the unit by writing an evaluation.



## Enrichment

Live Competitions posted on the Schools Social Media website for all students to get involved in.

ADT Enrichment Google Classroom created for students to experiment and create additional pieces of work for fun. There are lots of choices for Graphics students to be able to experiment with Photoshop at home.

Other Enrichment opportunities will be advertised to the students in the first term as these are planned by ADT teachers.



## Homework

Students will be given a practical homework in the first rotation to produce some sketched design ideas for their book cover. This encourages drawing, thought into colour/pattern, idea generation as well as awareness of layout and what book covers consist of.

Students have access to Knowledge Organisers to support them with home learning (20:20:20)

A subject drive has been created for all students so that they have access to all materials to help them at home. This is shared with students in lessons.



## Assessments

1. Mid point of unit (end of rotation 2)
2. End point of unit (end of rotation 4)

Please note that in Graphics students have only single lessons in comparison to other ADT subjects. This is why the students are assessed at the end of the rotations so that they can make progress over a series of single lessons in the unit of work.

Students are marked in relation to the unit checklist (personalised learning checklist). It is communicated if they are Exceeding, Meeting or are Developing within the subject.



**'There are three responses to a piece of design - yes, no and WOW! WOW is the one to aim for.' - Milton Glaser**



# English, Media and Library

## Year 7 - Spring Term

**KS3 Lead: Sarah Holmes**

[sholmes@brookvalegroby.com](mailto:sholmes@brookvalegroby.com)

**Enrichment: Fran Nolan**

[f.nolan@brookvalegroby.com](mailto:f.nolan@brookvalegroby.com)

**Senior Faculty Lead:  
Amanda Bellamy**

[a.bellamy@brookvalegroby.com](mailto:a.bellamy@brookvalegroby.com)



### What are we learning this term?

#### *Hidden Lives*

- Exploring the lives of people who have been marginalised
- Investigating autobiographies and biographies
- Writing accurately to express emotion
- Practising presentation skills



#### *The Tempest - Shakespeare's Sorcerer*

- Shakespearean text
- Exploring relationships between characters
- Analysing Shakespeare's language and creative choices
- Societal and historical influences on the play

#### *Reading Plus*

- Students are completing a reading focused lesson once per week
- Students should complete 4 reading lessons and 1 vocabulary lesson by Sunday evening, which forms part of our 20/20/20 independent daily reading
- Comprehension and fluency reading skills
- Enjoyment of reading widely and often

#### Enrichment

Lunchtime Library clubs:  
**Postponed at present due to temporary relocation of the library.**



World Book Day 6th March  
Reading competitions

#### Homework

Students have been given their A5 homework booklet to complete and return to class on the day their teacher has selected as 'homework check day'



**KO study (10 minutes)**  
**Grammar Practice (10 minutes)**  
KO's are on Google Classroom


#### Assessments

Reading Plus Baseline assessment 2 (internal progress)



Week commencing 10th February - Speaking and Listening Group presentation.

**"Show me a family of readers, and I will show you the people who move the world."**



## Geography Newsletter - Year 7

### Useful contacts / information

Rachael Gowdrige  
Head of Faculty - Humanities  
[rgowdrige@brookvalegroby.com](mailto:rgowdrige@brookvalegroby.com)

Laura Seaton  
Head of Geography and RS  
[lseaton@brookvalegroby.com](mailto:lseaton@brookvalegroby.com)



### Year 7 are learning this term:

#### Rivers and flooding

- 1) The main features of a river
- 2) The reason a river floods
- 3) The impacts of a flood in the UK
- 4) The impacts of a flood in Bangladesh
- 5) How are floods managed in both countries?
- 6) Fieldwork opportunity - using the school site



Rivers and flooding [knowledge organiser](#)

### Humanities Enrichment

- Holocaust memorial day (27th Jan)
- LGBTQ+ assemblies
- Year 6-7 transition event for Geog and history (volunteers needed)
- Year 8 Iceland trip (10-14th March)
- Year 9 Osmington Bay PGL geography residential 24th-26th March



### Homework

Students should complete Week 17 - 28 in their homework booklet.  
All work to be recorded in their booklet.  
Teacher will check/reward/sanction geography homework weekly

**Please ensure your children are meeting deadlines.**



### Assessments

- 1) Baseline and knowledge quiz on rivers and flooding
- 2) Rivers and flooding formal assessment







# Design - Year 7 - Slottable Toy Project

## Useful contacts / information

[ctowers@brookvalegroby.com](mailto:ctowers@brookvalegroby.com)

[cwright2@brookvalegroby.com](mailto:cwright2@brookvalegroby.com)

If you have any questions, please do not hesitate to contact your son/daughter's subject teacher or the Subject Lead



## What are we learning this term?

Year 7 complete a 9/ 10 week project which results in students making a wooden slottable toy from plywood. All lessons and supporting material are available on your child's Google classroom.

### Students learn how to:

Research wooden toys, produce moodboards and mindmaps, they analyse existing slottable toys, develop drawing skills, design and cardboard model their final idea, learn health and safety in the workshop, how to use tools and machinery correctly and how to evaluate their work. Students are usually in the workshop completing practical work for approx 5 weeks until the project is finished.



## Enrichment

Live Competitions posted on the Schools Social Media website for all students to get involved in.

ADT Enrichment Google Classroom created for students to experiment and create additional pieces of work for fun (these could be added into the Coursework Portfolio for additional marks/experimentation).

Extended Support available to support our students outside of lesson time with their design work so that they succeed in the subject.



## Homework

For homework, students are expected to complete lesson tasks. These are posted in the Google Classroom. Each homework for our topics are different but it is expected that all students are staying in line with our academic year calendar.

Students have access to Knowledge Organisers to support them with home learning which we use for the Do Now tasks at the start of each lesson.

A subject drive has been created for all students so that they have access to all materials to help them at home.




## Assessments

Students' work is assessed half way through the project and then at the end. Students are given 'STAR TIME' to read through their teachers feedback, understand the targets set and then improve their existing work.

At the end of the project both the practical work and the design folder and marks and targets are given. These are targets that students should be working on in their next art, design and technology area. Students will be given a summative grading of developing, meeting or exceeding.



**"Design is not just what it looks like and feels like. Design is how it works."** - Steve Jobs, co-founder of Apple, Inc



## History Newsletter - Year 7

### Useful contacts / information

Rachael Gowdridge  
Head of Faculty - Humanities  
[rgowdridge@brookvalegroby.com](mailto:rgowdridge@brookvalegroby.com)

Ana Hall  
Head of History  
[ahall@brookvalegroby.com](mailto:ahall@brookvalegroby.com)

Chloe Smith  
Lead Teacher KS3- History  
[csmith6@brookvalegroby.com](mailto:csmith6@brookvalegroby.com)



### Year 7 are learning this term:

**The Invaders:** Students will explore the motivation behind the expansion of the British Empire, and its far-reaching effects on both the colonies and Britain. Students will investigate pivotal events such as the Sepoy Rebellion in India, the Zulu Wars in Southern Africa, and the Easter Rising in Ireland to understand the resistance movements against British control.

**Key Skills:** Students will learn about causes and consequences, chronology, how to describe well in History and analyse historical sources.



### Enrichment

Students will have assemblies on Black History Month

There will be a Black History Month competition before half term.

History are also planning a Historical Bake Sale- where students can bake historical bakes or history themed bakes in aid of the Poppy Appeal



### Homework

Students should complete work in their homework booklet. All work to be recorded in their booklet or in their planner. Teacher will check/reward/sanction History homework weekly.

**Please ensure your children are meeting deadlines.**



### Assessments

Students complete an assessment focusing on the British Empire in week 25.





# Languages Newsletter – Year 7 – Spring 2025

Welcome to the latest newsletter from the MFL Faculty. We would like to keep you up to date on everything we are learning and doing this half term. If you have any questions, please do not hesitate to contact us via email:

[salban@brookvalegroby.com](mailto:salban@brookvalegroby.com)



## What are we learning this term?

All languages: *Topic: Art.* Students will be learning how to describe shapes, colours and images within pieces of art. They will learn to give their opinions on artworks. Students will be learning about an artist from the region and completing an art project to create a piece of work in the style of the artist.



**French: Niki de St Phalle**

**German: Friedensreich Hundertwasser**

**Spanish: Pablo Picasso**

## Knowledge Organiser – Retrieval learning

Weekly tests will be set and available to see on the Google Classroom.

French	German	Spanish
The tests are based on the following <a href="#">Knowledge Organiser</a>	The tests are based on the following <a href="#">Knowledge Organiser</a>	The tests are based on the following <a href="#">Knowledge Organiser</a>
Students can also use their <a href="#">Quizlet Classroom</a> to help practise for the weekly quizzes	Students can also use their <a href="#">Quizlet Classroom</a> to help practise for the weekly quizzes.	Students can also use their <a href="#">Quizlet Classroom</a> to help practise for the weekly quizzes

In MFL we are committed to making sure all students make progress. Please click here for details on how we and you can support your child. [SEND](#) [Learning Strategies](#)

## Enrichment

**Art Competition:** Students in year 7 will be learning about different artists and create a piece of artwork. These will be judged by an expert panel and prizes awarded.

**Spelling Bee School Final:** Students will be taking on the class winners to see who is the overall champion in each language.



## Homework

Homework is set every week in all Languages.

This will be in the form of a vocabulary (spelling test). See *above for the list of words.*

There will also be revision for assessments at key points in the year.



## Assessments

**Week beginning 3<sup>rd</sup> March – Reading (German only)**

**Week beginning 31<sup>st</sup> March – Writing assessment (Spanish and French only)**

Students will prepare for this in class, but can do some revision of the sounds at home – info on Google Classroom



**“One language sets you in a corridor for life. Two languages open every door along the way.”**



# PHYSICAL EDUCATION



## PE Curriculum Newsletter: Year 7 - Spring Term

### Useful contacts / information

Mr Brownett

[jbrownett@brookvalegroby.com](mailto:jbrownett@brookvalegroby.com)

Mr Leonard

[jleonard@brookvalegroby.com](mailto:jleonard@brookvalegroby.com)

Mr Lord - Curriculum Leader

[mlord@brookvalegroby.com](mailto:mlord@brookvalegroby.com)

Miss Maclachlan

[amaclachlan@brookvalegroby.com](mailto:amaclachlan@brookvalegroby.com)

Mrs Richardson

[mrichardson@brookvalegroby.com](mailto:mrichardson@brookvalegroby.com)

Mr Sharpe

[msharpe@brookvalegroby.com](mailto:msharpe@brookvalegroby.com)

Mrs Wiles - Head of KS3 PE

[lwiles@brookvalegroby.com](mailto:lwiles@brookvalegroby.com)



For updates on Twitter/X: @bglc\_pe

### What are we learning this term?

Students have two lessons a week and cover one particular activity for three weeks, so six lessons in total. Over the course of the Spring term students in Year 7 will be covering some of the following activities: basketball, rounders, tennis, badminton, rugby union, gymnastics, hockey, athletics, cricket and Health Related Fitness.

Each lesson has a 'Know, Grow, Show' objective. The 'Know' objective links in with the rules and regulations of the activity, the 'Grow' objective focuses on LORIC values and the 'Show' objective links with skill and technique development.

As the cold weather is upon us can you please ensure that all students bring their PE hoodie to lessons. They are welcome to wear extra layers underneath the hoodie.



### Enrichment

The following clubs are open to all Year 7 students. Activities will change again after Easter, so look out for the new timetable then.

**Badminton** - Tuesday after school until 4:15pm in the Sports Hall.

**Basketball** - Wednesday after school until 4:15pm in the Sports Hall

**Rugby Union** - Tuesday after school until 4:15pm.



### Homework

Each student will have a rules quiz to complete for homework at the end of each activity block of 6 lessons. These rules quizzes are posted on each group's Google Classroom and are completed digitally using Google Forms. The results from these quizzes allow us to assess students under the 'Know' strand of our assessment policy.



### Assessments

We assess students in PE at the end of each activity block. We assess them in three areas:

**'Know'** - knowledge of rules and regulations.

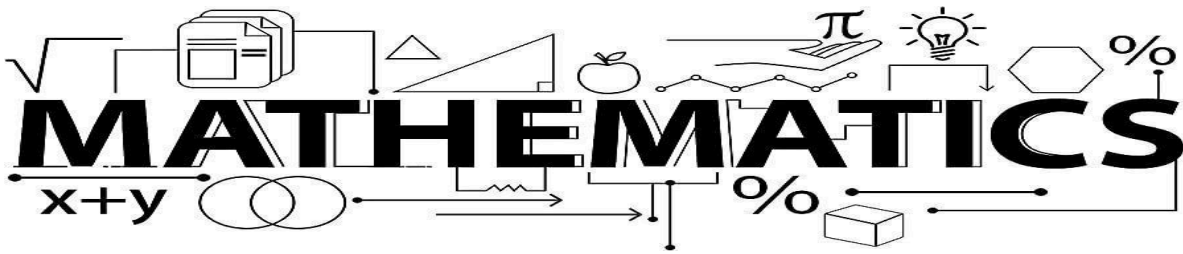
**'Grow'** - demonstrating LORIC character values.

**'Show'** - the ability to perform activity specific skills and tactics under competitive pressure.



**'The only one who can tell you 'you can't win' is you, and you don't have to listen'  
Jessica Ennis-Hill**





## Mathematics Newsletter - Year 7 (Spring Term)

### Useful contacts / information

Paul McPherson - Faculty Leader  
[pmcpherson@brookvalegroby.com](mailto:pmcpherson@brookvalegroby.com)

Stephen Taylor-Fox - Assistant  
Faculty Leader (Lead Teacher for  
Key Stage 3)  
[staylor-fox@brookvalegroby.com](mailto:staylor-fox@brookvalegroby.com)



### What are we learning this term?

During the Autumn term we will be covering the following topics:

- Solving problems with multiplication & division
- Fractions & percentages of amounts
- Operations and equations with directed number
- Addition & subtraction of fractions
- Constructing, measuring & using geometric notation
- Developing geometric reasoning
- Developing number sense



### Setting in Mathematics

Students have initially been set using their Key Stage 2 Mathematics scores. There is a set for the most able (7S1/Ma) and a set for those students requiring additional support (7R5/Ma). All other groups are mixed, middle ability groups.

#### Enrichment

Sparx Maths help club runs every Tuesday-Thursday lunchtime (1:30pm-1:50pm) in G03



#### Homework

Homework is set every Tuesday on [Sparx Maths](#)



#### Assessments

The Spring assessment will take place during the week commencing Monday 24th February



**“Pure mathematics is, in its way, the poetry of logical ideas.”  
– Albert Einstein**



## Music - Year 7

### Useful contacts / information

To find out any information about our Music Curriculum or enrichment please contact

Laura Smith- Head of Performing Arts and Music subject Lead  
lsmith@brookvalegroby.com



### What are we learning this term?

This term year 7 will be continuing to master their keyboard skills. They are now able to all play a melody with correct hand positioning and are able to read some basic notation. We are beginning this term by looking at chords and harmony. Students will be learning how to perform and compose chord progressions as well as continuing to perform and compose melodies.

In the second part of the term students will look at how chord playing can be transferred to other instruments when we look at how to play the ukulele. Finally the students will bring together the skills that they have learnt to perform a song together using the different instruments.



### Enrichment

School Production- Tuesday/Wednesday 3.30-4.30- GDR  
Music Ensemble- Thursday lunchtime GMR  
Vocalise with Mrs Woodall - Thursday 3.30-4pm GMR  
Keyboard Club with Mrs Evans Friday Lunchtime-BMU

**Performances- Spring**  
**Mic Date TBC**  
**Legally Blonde**  
**1st-3rd April**



### Homework

Students complete a series quiz using a Teachingadget.com  
These are set and checked half termly

Login details for all students are

Username Brookvalegroby  
Password-123music



### Assessments

Ongoing Keyboard Performance

Ukulele skills assessment

Ensemble Performance

Termly knowledge test



***Music is a world within itself with a language we all understand***

Stevie Wonder- Sir duke



# Food - Year 7 - Health and Hygiene

## Useful contacts / information

[ebayne@brookvalegroby.com](mailto:ebayne@brookvalegroby.com)

Subject lead

[grimington@brookvalegroby.com](mailto:grimington@brookvalegroby.com)

If you have any questions, please do not hesitate to contact your son/daughter's subject teacher or the Subject Lead



## What are we learning this term?

Students start learning about health and safety in the kitchen.

This covers food, the kitchen environment, how to store food, food poisoning and personal hygiene.

Do-Now general knowledge is included in written lessons.

They learn about the Eatwell guide - healthy food choices.

Students complete various food planning activities and sensory analysis tasks.

*Homemade v Bought scones, seasonal crumble sensory analysis.*

Do-Now general knowledge is included in written lessons.

Students learn how to use basic knife skills and make a Fruit salad.

Students then move onto making scones, developing their cooking skills and understanding of the function of ingredients.

Making white sauce is next, which teaches students how to use the hob and how to thicken a sauce to boil and vegetables safely.



## Enrichment

An ADT Enrichment Google Classroom is created for students to use.

Students can adapt recipes to suit the needs of people at home.

Research new recipes and cook at home, bringing in pictures to display in school and gain rewards.

Competitions at various times of the year are held.



## Homework

Students are responsible for making sure they have the correct ingredients and containers organised ready for practical food lessons. Recipe sheets are given out to students at the start of their rotation and are posted on the Google classroom. Recipes may be adapted to suit dietary needs. Students have access to Knowledge Organisers to support them with home learning (20:20:20)

A subject drive has been created for all students so that they have access to all materials to help them at home. This is shared with students in lessons.



## Assessments


A Mid point assessment is made after week 3 and at the end of the rotation weeks.

Practical lessons are reviewed during each practical lesson and feedback given.

Students are marked in relation to the unit checklist (personalised learning checklist). It is communicated if they are Exceeding, Meeting or are Developing within the subject.



**"No one is born a great cook, one learns by doing" - Julia Child**



## Year 7 CaRE Citizenships and Religious Education Newsletter

### Useful contacts / information

Rachael Gowdrige  
Head of Faculty - Humanities  
[rgowdrige@brookvalegroby.com](mailto:rgowdrige@brookvalegroby.com)

Laura Seaton  
Head of Geography and RS  
[Lseaton@brookvalegroby.com](mailto:Lseaton@brookvalegroby.com)

Dan Tagg  
Head of Citizenship  
[Dtagg@brookvalegroby.com](mailto:Dtagg@brookvalegroby.com)



### Year 7 are learning this term:

Unit 2: British Values

1. Identity
2. What makes a good Citizen?
3. British Values
4. Being British
5. Multiculturalism
6. Immigration
7. International Bodies
8. Aspects of British Society
  - a. Armed Forces
  - b. The NHS



### Humanities Enrichment

- Holocaust memorial day (27th Jan)
- LGBTQ+ assemblies
- Year 6-7 transition event for Geog and History (volunteers needed)
- Year 8 Iceland trip (10-14th March)
- Year 9 Osmington Bay PGL Geography residential 24th-26th March



### Homework

Homework is posted weekly on the google classroom and all work is to be recorded in their planner. Teacher will check/reward/sanction homework weekly.

**Please ensure your children are meeting deadlines.**



### Assessments

- 1) Knowledge quiz on British Values
- 2) 'British Values' formal assessment







## Subject Newsletter - Year 7 - (Summer term)

### Useful contacts / information

Helen Hawke - Faculty Leader  
[hhawke@brookvalegroby.com](mailto:hhawke@brookvalegroby.com)

Dina Gajjar - Asst Faculty Leader (KS3 link / progress lead)  
[dgajjar@brookvalegroby.com](mailto:dgajjar@brookvalegroby.com)

Ross Dixey - Asst Faculty leader (Tassomai link)  
[rdixey@brookvalegroby.com](mailto:rdixey@brookvalegroby.com)



### What are we learning this term?

**Earth 1 - Earth structure** (Model the processes that are responsible for rock formation and link these to the rock features) and **Universe** (Relate observations of changing day length to an appropriate model of the solar system)

**Energy 1 - Energy costs** (Compare the running costs of fluorescent and filament light bulbs) and **energy transfer** (Explain the energy transfers in a hand-crank torch)



### Enrichment



### Homework

Science - 3 daily goals on Tassomai



### Assessments

28th April - 2nd May - year 7 exam

End of module tests for all modules



***“The most important thing is to never stop questioning.”— Albert Einstein***