




YEAR 8



Welcome to our Summer Term Curriculum Newsletter.
In it you will find:

- An introduction to our progress team
- What is being studied in each subject this term

I hope you find this helpful.

Even more information can be found on our website
including our 5 or 7 year learning journeys.



Progress at Brookvale Groby Learning Campus

We would like to thank you in advance for all the hard work and support you will be offering your child as they embrace this year's academic studies.

At school, your child's form tutor, teachers and the year heads will offer support. We also have a whole school progress team which includes:

Ms Dina Gajjar - KS3 Progress Leader (Years 7 - 9)

dgajjar@brookvalegroby.com

Mr Jack Brownnett - KS4 Progress Leader (Years 10 and 11)

jbrownnett@brookvalegroby.com

Miss Taz Johal - Assistant Headteacher, Raising Standards Leader

tjohal@brookvalegroby.com

Ms Carol Hubbard - Deputy Headteacher, Progress and Curriculum

chubbard@brookvalegroby.com

HEAD OF YEAR INFORMATION:

Year 7 - Mrs Tina Rumming

trumming@brookvalegroby.com

Year 8 - Mrs Lucy Driver

ldriver@brookvalegroby.com

Year 9 - Mrs Jo Clarke

jclarke@brookvalegroby.com

Year 10 - Mrs Jayne Jordan

jjordan@brookvalegroby.com

Yr 11 - Mrs Donna Bee

dbee@brookvalegroby.com

All tutor and teacher contact information can be found on our website - www.brookvalegroby.com.

As a team, we will be working with your child to help them make the best possible progress, develop their character and help them understand the importance of kindness and respect.



TEXTILES - Year 8 - (All Rotations)

Useful contacts / information

hdepledge@brookvalegroby.com

(Subject Lead (textiles) and Assistant Faculty Lead)

If you have any questions, please do not hesitate to contact your son/daughter's subject teacher or the Subject



What are we learning this term?

In year 8 we undertake a Pablo Picasso inspired project where students investigate the work of the artist before designing and making a cushion cover using a variety of textiles skills and techniques.

Student will complete the following tasks;

- Researching information around a topic
- Designing products to suit a theme
- Developing and improving skills and techniques in textiles from those learnt in Year 7
- Producing a product for a specific theme
- Developing independence in their learning
- Use of knowledge organiser and testing of understanding



Enrichment

Live Competitions posted on the Schools Social Media website for all students to get involved in.

ADT Enrichment Google Classroom created for students to experiment and create additional pieces of work for fun (these could be added into the Coursework Portfolio for additional marks/experimentation).

Extended Support available to support our students outside of lesson time with their design work so that they succeed in the subject.



Homework

For homework, students are expected to complete revision of their knowledge organisers by revising the relevant section for the week and self testing in their planners. The sections expected to be learnt are posted in the Google Classroom. In the following lesson students will be quizzed using their Do Now sheets in lessons. Students have access to their Knowledge Organisers on the Google Classroom and if required can have a copy printed for them. A subject drive has been created for all students so that they have access to all materials to help them at home.



Assessments

Students will be assessed in two areas in year 8, their written work and their practical work.

Written work consists of research, designing and evaluating throughout the project.

Practical work consists of any experimentation work they produce as well as the manufacture of their final product.

Students will be assessed as either exceeding, meeting or developing in relation to their work.



'Make it simple but significant' - Don Draper



Subject Newsletter - Year 8 - (Summer term)

Useful contacts / information

Helen Hawke - Faculty Leader
hhawke@brookvalegroby.com

Dina Gajjar - Asst Faculty Leader (KS3 link / progress lead)
dgajjar@brookvalegroby.com

Ross Dixey - Asst Faculty leader (Tassomai link)
rdixey@brookvalegroby.com



What are we learning this term?

Energy 2 - Work (Explain how an electric motor raising a weight is doing work) and **heating and cooling** (Investigate how to prevent heat loss by conduction, convection and radiation)

Reactions 2 - Chemical energy (Investigate a phenomenon that relies on an exothermic or endothermic reaction) and **types of reaction** (Investigate changes in mass for chemical and physical processes)

Environment 1 - Interdependence (Use a model to investigate the impact of changes in a population of one organism on others in the ecosystem) and **plant reproduction** (Use models to evaluate the features of various types of seed dispersal)

STEM activities



Enrichment

STEM activities



Homework

Science - 2 daily goals on Tassomai




Assessments

End of module tests for all modules

8-12th April - year 8 exam



“The most important thing is to never stop questioning.”— Albert Einstein



Year 8 CaRE

Citizenships and Religious Education Newsletter

Useful contacts / information

Rachael Gowdridge
Head of Faculty - Humanities
rgowdridge@brookvalegroby.com

Laura Seaton
Head of Geography and RS
Lseaton@brookvalegroby.com

Dan Tagg
Head of KS3 History and Citizenship
Dtagg@brookvalegroby.com



Year 8 are learning this term:

Completion of the Citizenship unit on Parliament and the Law

Unit 3- Religious Practices and Rites of passage:

- Significance of birth and different birth ceremonies
- Baptism
- Coming of age ceremonies
- Marriage and its significance



Humanities Enrichment

- Year 11 Final field trip - Leicester city centre (April)
- Year 12 Geography field trip to Cromer and Peak District - June
- Year 7 - Places of worship trip to Leicester



Homework

Homework is posted weekly on the google classroom and all work is to be recorded in their planner. Teacher will check/reward/sanction homework weekly.

Please ensure your children are meeting deadlines.



Assessments

- 1) Baseline and knowledge quiz on 'Religious Practices and Rites of passage'
- 2) 'Religious Practices and Rites of passage' formal assessment





PHYSICAL EDUCATION



PE Curriculum Newsletter: Year 8 - Summer Term

Useful contacts / information

Mr Brownett

jbrownett@brookvalegroby.com

Mr Leonard

jleonard@brookvalegroby.com

Mr Lord - Curriculum Leader

mlord@brookvalegroby.com

Miss Maclachlan

amaclachlan@brookvalegroby.com

Mrs Richardson

mrichardson@brookvalegroby.com

Mr Sharpe

msharpe@brookvalegroby.com

Mrs Wiles - Head of KS3 PE

lwiles@brookvalegroby.com

For updates on Twitter/X:
[@bglc_pe](https://twitter.com/bglc_pe)



What are we learning this term?

Over the course of the Summer term students in Year 8 will be covering some of the following activities: basketball, Health Related Fitness, hockey, basketball, badminton, rounders, softball, athletics, cricket and tennis. We lose the Sports Hall in May for external exams until the end of term, so students will need to be prepared to have their PE lessons outside. As the weather changes and the temperature increases please ensure that students bring water to their PE lessons and wear sun cream. Students are also able to wear a baseball cap or another sports appropriate hat during PE lessons on particularly sunny days.

Key Dates:

Sports Day - Tuesday 9th July. Students can opt into the athletics during the morning and all students will be involved in the afternoon.

Sports Presentation Evening - Thursday 4th July. If your child has represented the school in a sports event this year you should receive an invitation via email.

Enrichment

The following clubs are open to all Year 8 students over the course of the summer term.

American Football - Monday lunch time in the Sports Hall

Athletics - Wednesday after school

Cricket - Wednesday after school.

Rounders - Tuesday after school.

Softball - Tuesday after school.

Tennis - Thursday after school.

These activities will start the week beginning 22nd April.

Homework

Each student will have a rules quiz to complete for homework at the end of each activity block of 6 lessons. These rules quizzes are posted on each group's Google Classroom and are completed digitally using Google Forms. The results from these quizzes allow us to assess students under the 'Know' strand of our assessment policy.

Assessments

We assess students in PE at the end of each activity block. We assess them in three areas:

'Know' - knowledge of rules and regulations.

'Grow' - demonstrating LORIC character values.

'Show' - the ability to perform activity specific skills and tactics under competitive pressure.

'A champion is defined not by their wins, but how they can recover when they fall'
Serena Williams



Music - Year 8 - Summer Term

Useful contacts / information

To find out any information about our Music Curriculum or enrichment please contact

Laura Smith- Head of Performing Arts and Music subject Lead
lsmith@brookvalegroby.com



What are we learning this term?

This term year 8 will be exploring the world of Film Music. We cover two topics within the area of film. The first looks at character motifs and students will have fun performing themes from films such as Harry Potter and Batman. They will also get the opportunity to explore how to create their own character motif.

In the last half term we move on to Music and film- looking at how to compose an underscore for film using Music Technology. Students will understand the impact that music has on the emotion and tension of a film. To finish off the year students will be composing the music to the visual from a film using a mixture of loops and their own motifs.



Enrichment

Music Ensemble- Thursday lunchtime GMR
Vocalise with Mrs Woodall - Thursday 3.30-4.30 GDR
Keyboard Club with Mrs Evans Friday Lunchtime-BMU

Summer Showcase- Tuesday 18th June



Homework

Students complete a weekly quiz using teaching gadget

Login details are on the Google Classroom



Assessments


Character Motif Performance (keyboard skills)

Bandlab film composition



Music is a world within itself with a language we all understand

Stevie Wonder- Sir duke



Subject Newsletter - Year 8 - (Summer Term)

Useful contacts / information

Paul McPherson - Faculty Leader
pmcpherson@brookvalegroby.com

Stephen Taylor-Fox - Assistant
Faculty Leader (Lead Teacher for
Key Stage 3)
staylor-fox@brookvalegroby.com



What are we learning this term?

During the Spring term we will be covering the following topics:

- Angles in parallel lines and polygons
- Area of trapezia and circles
- Line symmetry and reflections
- The data handling cycle
- Measures of location



Setting in Mathematics

Students will soon reset based on their Year 8 Spring Assessment, their latest GL Assessment and their Year 8 Autumn Assessment. We look at the setting following each term's Assessment to see if there are any students who are massively out of place.

Enrichment

Sparx Maths help club runs every lunchtime (1:30pm-1:50pm) in G03



Homework

Homework is set every Thursday on [Sparx Maths](#) and is due in the following Thursday



Assessments

The Summer assessment will take place during the week commencing Monday 1st July



**“Pure mathematics is, in its way, the poetry of logical ideas.”
– Albert Einstein**



Languages Newsletter – Year 8 – Summer 2024

Welcome to the latest newsletter from the MFL Faculty. We would like to keep you up to date on everything we are learning and doing this half term. If you have any questions, please do not hesitate to contact us via email:

salban@brookvalegr.oby.com



What are we learning this term?



Single language Learners

German: Technology and hobbies. Students will learn how to explain what they use technology for and give advantages and disadvantages. They will also be able to talk about their hobbies in three tenses.

French & Spanish: Shopping and free time. Students will learn how to buy clothes and souvenirs and complete a role play assessment. They will be able to talk about their free time in three tenses.

Dual language Learners

All langs: Music and TV. Students will learn how to describe their music and TV tastes and use different tenses to narrate past events.

Knowledge Organiser – Retrieval learning

Weekly tests will be set and available to see on the Google Classroom.

French single language	German single language	Spanish single language
The tests are based on the following knowledge organiser	The tests are based on the following Knowledge Organiser	The tests are based on the following Knowledge Organiser
Students can also use their Quizlet Classroom to help practise for the weekly quizzes	Students can also use their Quizlet Classroom to help practise for the weekly quizzes.	Students can also use their Quizlet Classroom to help practise for the weekly quizzes
French dual language	German dual language	Spanish dual language
Knowledge Organiser Quizlet Classroom	Knowledge Organiser Quizlet Classroom	Knowledge Organiser Quizlet Classroom

Enrichment

Music and TV:

Students in year 8 were able to experience some classic and more modern music from the countries they are studying – why not ask them about the songs or artists!



Homework

Homework is set every week in all Languages.

This will be in the form of a vocabulary (spelling test). See *above for the list of words.*

There will also be revision for assessments at key points in the year.



Assessments

Single language learners:


- 8th April - Universals test 2 (Fr/Ge/Sp)
- 13th May – Speaking (Fr/Ge/Sp)
- 20th May – Listening (Fr/Ge/Sp)
- 24th June – Universals test 3 (Fr/Ge/Sp)

Dual language learners:

- 20th April – Listening (Fr)
- 3rd June – Speaking (Fr)
- 24th June – Transcription (Fr)
- 3rd June – Transcription (Ge/Sp)
- 24th June - Writing (Ge/Sp)



“One language sets you in a corridor for life. Two languages open every door along the way.”



History Newsletter - (Summer term)

Useful contacts / information

Rachael Gowdridge
Head of Faculty - Humanities
rgowdridge@brookvalegroby.com

Ana Hall
Head of History
ahall@brookvalegroby.com

Daniel Tagg
Lead Teacher KS3- History
dtagg@brookvalegroby.com



Year 8 are learning this term:

Underrepresented Peoples of History: Students are learning about The end of the Industrial Revolution. Then with their knowledge of this time period, looking at the crimes of Jack the Ripper and how/why he got away with these crimes.

After this they will look at underrepresented groups with History (Women, LGBTQ+, Black and African contributions, Middle Eastern History).

Key Skills Covered: Cause and Consequence, Change and Continuity, and historical significance. Students perfect describing and work on explaining.



Enrichment

- Year 11 Final field trip - Leicester city centre (April)
- Year 12 Geography field trip to Cromer and Peak District - June
- Year 7 - Places of worship trip to Leicester
- Year 8 - Underrepresented peoples in History competition.



Homework

Students should complete Week 27-38 in their homework booklet. All work to be recorded in their booklet or in their planner. Teacher will check/reward/sanction History homework weekly

Please ensure your children are meeting deadlines.



Assessments

There are two more assessments for Year 8 this year.

Women and LGBTQ+ is the first assessment and will be before the half term break in May.

The second assessment will be about Black History, pre-colonial Africa and the crusades.





GRAPHICS - Year 8 - Beach Project

Useful contacts / information

Sdixon@brookvalegroby.com
(Subject Lead and Faculty Lead)
Jsheerin@brookvalegroby.com
Smamo-curtis@brookvalegroby.com
Agoodger@brookvalegroby.com

If you have any questions, please do not hesitate to contact your son/daughter's subject teacher or the Subject Lead



What are we learning this term?

Rotation 1 (Week 1-10):

In this skills building unit the students will look at the British Seaside from a Graphic Design perspective. Students will explore the variety of key elements found at British coastal town or resort. They will use this knowledge to gather research images and information to support their drawing studies later on. In the first rotation, our learners start the project by producing a moodboard in Photoshop, selecting and researching a British Resort or town, analysing existing posters, analysing the work of Michael Craig-Martin and producing their first digital line drawing work in Photoshop.

Rotation 3 (Week 21-29):

In the second half of the project we will work on producing a poster or postcard for their chosen British seaside resort or town. Students will start to put together their design in Photoshop and then develop this. To develop their poster or postcard, students will look at experimenting with colour, fonts, backgrounds, image, layout, blending options and information. Throughout the process of development our students will arrive at a poster or postcard design and will finally reflect on the progress that they have made throughout the unit by writing an evaluation.



Enrichment

Live Competitions posted on the Schools Social Media website for all students to get involved in.

ADT Enrichment Google Classroom created for students to experiment and create additional pieces of work for fun. There are lots of choices for Graphics students to be able to experiment with Photoshop at home.

Other Enrichment opportunities will be advertised to the students in the first term as these are planned by ADT teachers.



Homework

Students will be given research homework and practical homework. They will be asked to research a British seaside town of their choice as their main research task. They will then produce some sketched design ideas for their poster. This encourages drawing, thought into colour, composition, idea generation as well as awareness of layout and what advertising posters comprise of. Students have access to Knowledge Organisers to support them with home learning (20:20:20) A subject drive has been created for all students so that they have access to all materials to help them at home. This is shared with students in lessons.




Assessments

1. Mid point of unit (end of rotation 1)
2. End point of unit (end of rotation 3)

Please note that in Graphics students have only single lessons in comparison to other ADT subjects. This is why the students are assessed at the end of the rotations so that they can make progress over a series of single lessons in the unit of work.

Students are marked in relation to the unit checklist (personalised learning checklist). It is communicated if they are Exceeding, Meeting or are Developing within the subject.





Geography Newsletter - (Summer term)

Useful contacts / information

Rachael Gowdrige
Head of Faculty - Humanities
rgowdrige@brookvalegroby.com

Laura Seaton
Head of Geography and RS
Lseaton@brookvalegroby.com



Year 8 are learning this term:

Unit 3: Energy and our future

- 1) The greenhouse effect
- 2) Causes and impacts of the greenhouse effect
- 3) Non renewable energy
- 4) Renewable energy
- 5) Impacts of renewable energy in the future

Energy [Knowledge organiser](#)



Humanities Enrichment

- Year 11 Final field trip - Leicester city centre (April)
- Fieldwork opportunity for Year 8 using the school site
- Year 12 Geography field trip to Cromer and Peak District - June
- Year 7 - Places of worship trip to Leicester



Homework

Students should complete Week 28-38 in their homework booklet.
All work to be recorded in their booklet or in their planner.
Teacher will check/reward/sanction geography homework weekly

Please ensure your children are meeting deadlines.



Assessments

- 1) Knowledge quiz on Tourism
- 2) Global tourism formal assessment and feedback
- 3) Baseline quiz on energy
- 4) Knowledge quiz energy
- 5) formal energy assessment





Food - Year 8 - Nutrition

Useful contacts / information

ebayne@brookvalegroby.com

Subject Lead

If you have any questions, please do not hesitate to contact your son/daughter's subject teacher or the Subject Lead



What are we learning this term?

During this rotation students will learn about health and safety in the food room and Hygiene practises. Why do we eat food?

They will learn about the Eatwell guide and how to make healthy choices.

Students will complete a sensory analysis activity relating to soup.

Nutritional needs of specific groups are considered and special diets for different food choices and medical conditions are researched.

Dietary guidelines and healthy eating are also considered.

Do-now general knowledge is included in written lessons

During this rotation students will produce various dishes.

Pizza. Cheesecake. Spicy sausage bolognese. Soup. Fruit plait and Cottage pie. These dishes provide students with the opportunity to develop skills such as weighing, measuring, chopping, shaping, peeling, whisking, melting, rubbing in, sieving, segmenting, slicing and blending.

Cooking skills are extended in year 8 through these recipes.



Enrichment

An ADT Enrichment Google Classroom created for students.

Students can adapt recipes to suit the needs of people at home.

Research new recipes and cook at home, bringing in pictures to display in school and gain rewards.

Competitions at various times of the year are held.



Homework

Students are responsible for making sure they have the correct ingredients and containers organised ready for practical food lessons. Recipes are given out to students the week before and are posted on the Google classroom. Recipes may be adapted to suit dietary needs.

Students have access to Knowledge Organisers to support them with home learning (20:20:20)

A subject drive has been created for all students so that they have access to all materials to help them at home. This is shared with students in lessons.



Assessments

1. A Mid-point assessment is made at week 5 and at the end of the rotation weeks 9 or 10.

Practical lessons are reviewed during each practical lesson and feedback given.

Students are marked in relation to the unit checklist (personalised learning checklist). It is communicated if they are Exceeding, Meeting or are Developing within the subject.



"No one is born a great cook, one learns by doing" - Julia Child



English, Media and Library Year 8 - Summer Term

KS3 Lead: Lizzie Jones

ljones2@brookvalegroby.com

Enrichment: Fran Nolan

fnolan@brookvalegroby.com

**Senior Faculty Lead:
Amanda Bellamy**





a.bellamy@brookvalegroby.com



What are we learning this term?

Studying Prose

- Analysing a novel's language and structure to consider effect
- Considering characters' motivations and actions to build empathetic responses
- Developing understanding of a writer's choice of language and structure and effect on reader
- Expressing a point of view verbally using evidence from the text



Reading Plus

- Students are completing a reading focused lesson once per week
- Students should complete 4 reading lessons and 1 vocabulary lesson by Sunday evening, which forms part of our 20/20/20 independent daily reading
- Comprehension and fluency reading skills
- Enjoyment of reading widely and often

Enrichment

Lunchtime Library clubs:
Monday: Board game club
Wednesday: Quiet study and reading
Friday: Book club

Reading competitions



Homework

Students have been given their A5 homework booklet to complete and return to class on the day their teacher has selected as 'homework check day'

KO study (10 minutes)
Grammar Practice (10 minutes)
KO's are on Google Classroom



Assessments

Reading Plus Baseline assessment 3 (internal progress)

Week commencing 13th May - creative writing



"Show me a family of readers, and I will show you the people who move the world."

DRAMA



Drama Newsletter - Year 8 - Scary Play

Useful contacts / information

Laura Smith - Faculty Leader
lsmith@brookvalegroby.com

Adam Goodger - Assistant
Faculty Leader
agoodger@brookvalegroby.com

Ruth Smith - Drama Teacher
rsmith@brookvalegroby.com



What are we learning this term?

Students will be studying a script entitled "Scary Play". The story follows a group of children who visit an abandoned house where not everything is as it seems.

Students will be beginning to understand how status can affect a character in a play and how this can change as the character's situation changes. They will also be looking at understanding more about a character's personality through the use of Role on the Wall. Through reading the play, students will begin to develop their script analysis skills and how this can help to develop character.

Students will also look at production skills and consider how technical theatre elements can help to develop tension in a performance.



Enrichment

Junior Drama Club - Monday
lunchtime (Groby Theatre)

Dance Club - Friday lunchtime
(Groby Theatre)



Homework

Using the knowledge
organiser to understand key
terms

Watch live or recorded
performance when they get
the opportunity



Assessments

Students are assessed
throughout the 5 basic skills
plus their use of teamwork
and effort. Students will
complete a final assessment
focusing on a range of
Physical Theatre skills.



"As far as I'm concerned all theatre is physical." - Simon McBurney



Design - Year 8 - Gumball machine

Useful contacts / information

cwright2@brookvalegroby.com

Head of Department

If you have any questions, please do not hesitate to contact your son/daughter's subject teacher or the Subject Lead



What are we learning this term?

Students are introduced to the project and complete research, a mind map and design brief.

They then complete a moodboard to help with their design ideas.

A design specification is completed and initial designs drawn.

A final design proposal is drawn.

Health and safety and a workshop certificate is completed.

Workshop activities are started which involves using various pieces of equipment. Health and safety and demonstrations are given and students sign to say they have been shown how to use equipment safely.

Students are usually in the workshop completing practical work for approx 5 weeks until the project is finished.

A product evaluation is then completed.



Enrichment

An ADT Enrichment Google Classroom has been created for students..

Competitions at various times of the year are held.



Homework

Students have access to Knowledge Organisers to support them with home learning (20:20:20)

A subject drive has been created for all students so that they have access to all materials to help them at home. This is shared with students in lessons.



Assessments

1. A Mid point assessment is made at week 5 and at the end of the rotation weeks 9 or 10.

Practical lessons are reviewed during each practical lesson and feedback given.

Students are marked in relation to the unit checklist (personalised learning checklist). It is communicated if they are Exceeding, Meeting or are Developing within the subject.



“Design is thinking made visual” - Saul Bass



BCI - Year 8 - Computing (Summer Term)

Useful contacts / information

Mrs C Farrer

cfarrer@brookvalegroby.com

(BCI - Faculty Leader)

Mr I King

iking@brookvalegroby.com

(KS3 Computing Lead Teacher)

If you have any questions, please do not hesitate to contact your child's Computing Teacher, Subject Lead Teacher or Faculty Leader



What are we learning this term?

Topic 4: Data representation

[#4 Year 8 Computing Unit 4 - Data representation KO](#)

- Converting between binary and denary
- Converting binary images both black and white, and coloured
- Converting between binary and hexadecimal
- Converting between denary and hexadecimal
- Representing letters using binary ASCII

Topic 5: Networking and computer systems

[#5 Year 8 Computing Unit 5 - Networking KO](#)

- Understanding the concept of networks
- Hardware components of a network
- The differences between wired and wireless networks
- The concept of the internet and how it works
- Internet services that are available and how they work
- The world wide web as a whole



Year 8 Computing Personalised Learning Checklist:

[Year 8 Computing PLC.pdf](#)

Digital Learning Resources:

[Childline Cyberbullying Advice](#)

[Trinket Python Programming](#)

Enrichment

Warhammer Club will run on a Friday after school and is being led by Mr King - iking@brookvalegroby.com.

KS3 Scratch Coding Club is being led by Mr King iking@brookvalegroby.com. Start date TBC but will be after the October half-term break and will run throughout the year.



Homework

A weekly knowledge organiser quiz will take place in class. Therefore, students must use their knowledge organisers to focus on subject specific terminology that links to the current unit of study. Students should practise learning key computing words with self-quizzing and writing them in sentences (evidenced in their student planner).

Revision for each end of unit assessment with use of the knowledge organiser for the unit and BBC Bitesize Computing resources.



Assessments

4. Topic 4: Data representation end of unit google form assessment

5. Topic 5: Network end of unit google form assessment

Students are marked in relation to the unit checklist (personalised learning checklist). It is communicated if they are Exceeding, Meeting or are Developing within the subject during the term 2 reporting round.





ART - Year 8 - Mexican Folk Art (Summer Term)

Useful contacts / information

dlaw@brookvalegroby.com

(Subject Lead and Assistant Faculty Lead)

JSheerin@brookvalegroby.com

(Subject Teacher)

If you have any questions, please do not hesitate to contact your son/daughter's subject teacher or the Subject Lead



What are we learning this term?

Rotations 3 & 4 (Weeks 27-39):

Students will engage in a project based around the theme of 'Mexican Folk Art'. They will develop their knowledge of the subject and carry out research in preparation for creating a moodboard, this will involve researching the types of images/artefacts they wish to look at for inspiration. Students' will be taught the skills in observation drawing using the grid method and create a realistic tonal drawing. Following inspirations from the work created, they will create initial design ideas and a final design. This will lead to a more substantial piece of work in the form of a personal response, which will be created over a number of weeks. Students will be encouraged to work with a range of varied materials, which could include; paint, coloured pencil crayons, biro and collage materials.



Enrichment

Live Competitions posted on the Schools Social Media website for all students to get involved in.

ADT Enrichment Google Classroom created for students to experiment and create additional pieces of work for fun. There are lots of choices for art students to be able to experiment with materials and techniques at home.

Other Enrichment opportunities will be advertised to the students in the first term as these are planned by ADT teachers.



Homework

Students will be given knowledge organiser homework alongside research activities to support the project and design work.

Students have access to Knowledge Organisers to support them with home learning (20:20:20).

A subject drive has been created for all students so that they have access to all materials to help them at home. This is shared with students in lessons.



Assessments

1. Mid point of unit
2. End point of unit

Please note that students have one 2 hour lesson per week and are given a week to complete independent homeworks. This is why the students are assessed mid way and at the end of the rotations so that they can make progress over a series of 2 hour lessons in the unit of work. Students are marked in relation to the unit checklist (personalised learning checklist). It is communicated if they are Exceeding, Meeting or are Developing within the subject.



'I don't paint dreams or nightmares, I paint my own reality' - Frida Kahlo