

Exam success for GCSE Geography



How the subject is assessed?

Component 1: Investigating Geographical Issues

Written Examination: 1 hour 45 minutes

Three structured data response questions. The final part of each question will require an extended response.

Question 1 will assess aspects of Theme 1, Changing Places - Changing Economies.

Question 2 will assess aspects of Theme 2, Changing Environments.

Question 3 will assess aspects of Theme 3, Environmental Challenges.

How the subject is assessed?

Component 2: Problem Solving Geography

Written Examination: 1 hour 30 minutes

This component will assess content from across the themes using a variety of structured data response questions.

Part A will introduce an issue and set the geographical context. **Part B** will outline a number of possible solutions to the issue. **Part C** will provide an opportunity for the candidates to choose a solution and justify their choice in an extended response.

How the subject is assessed?

Component 3: Applied Fieldwork Enquiry Written Examination: 1 hour 15 minutes

A written examination in three parts using a variety of structured data response questions, some of which will require extended responses.

Part A will assess approaches to fieldwork methodology (**change over time**), representation and analysis.

There will be no requirement for candidates to answer about their own fieldwork.




Part B will assess how fieldwork enquiry may be used to investigate geography's conceptual framework of **cycles and flows**.

There will be no requirement for candidates to answer about their own fieldwork.

Part C will assess the application of broad geographical concepts to a wider UK context and assess the ability to make and justify a decision.

Resources available

- Our shared “Knowledge Organiser” drive has all of the knowledge organisers and exam tips
- School [website](#) - All your revision needs
- **CGP GCSE Geography Guide** and **Pocket Poster GCSE Geography** revision guides are available from the school shop
- **My Revision Notes: WJEC Eduqas GCSE** readily available online ISBN-10 : 1471887375
- [BBC Bitesize](#)
- [Eduqas](#)
- [Revision world - Geography](#)



Plan for revision in school within the subject



- Teaching content finishes by Easter Holidays - specific revision lessons taught after this.
- **Extended support** during lunch time - Students will be invited by their class teacher. But all welcome to attend if they wish. Talk to your Geography teacher.
- **Contact your Geography teacher** if you have any more questions.

Best ways of revising for this subject

You have been using and practising revision skills for many years by completing Knowledge organiser homework. Put this into practise for real now!




- Use class books to revisit the knowledge
- Use the knowledge organisers (look, cover, check)
- Use the Eduqas website to find past papers and specification
- Create mind maps or revision mats
- Create a timetable to ensure that all content is covered equally
- Create revision cards



Exam tips

- Exam command words and marking criteria for [Eduqas](#) can be found here.
- Be clear on what the command word is asking you - This applies to all subjects not just Geography!

<u>Command Word</u>	<u>Definition</u>
Analyse	Separate information into components and identify their characteristics.
Apply	Put into effect in a recognised way.
Calculate	Work out the value of something.
Compare	Identify similarities and or differences.
Complete	Finish a task by adding to given information.
Consider	Review and respond to given information.
Define	Specify the meaning.
Describe	Set out characteristics.
Discuss	Present key points about different ideas or strengths and weaknesses of an idea.
Evaluate	Judge from available evidence.
Explain	Set out purposes or reasons.
Identify	Name or otherwise characterise.
Illustrate	Present clarifying examples.
Interpret	Translate information into recognisable form.
Justify	Support a case with evidence.
Outline	Set out main characteristics.
Suggest	Present a possible case/solution.
State	Express clearly and briefly.

 AO1  AO2  AO3

Exam tips

- 10% of the total marks comes from numeracy questions - Know your maths.
- You will need to know mean, mode, median.
- You will have to read data from graphs, you will have to add data to graphs. **BRING YOUR CALCULATOR!**

(e) Study the data in the table below. It shows the number of hurricanes that directly affected the USA in each month from 1851 to 2016.

Month	Jan	Feb	Mar	Apr	May	Jun	Jul	Aug	Sep	Oct	Nov	Dec	Total
Number of hurricanes	0	0	0	0	0	19	25	77	107	53	5	0	286

- (i) How long is the hurricane season in the USA? months. [1]
- (ii) What percentage (%) of the total number of hurricanes occurred in the three peak months of August, September and October?
Show your working. Give your answer to two decimal places. [3]



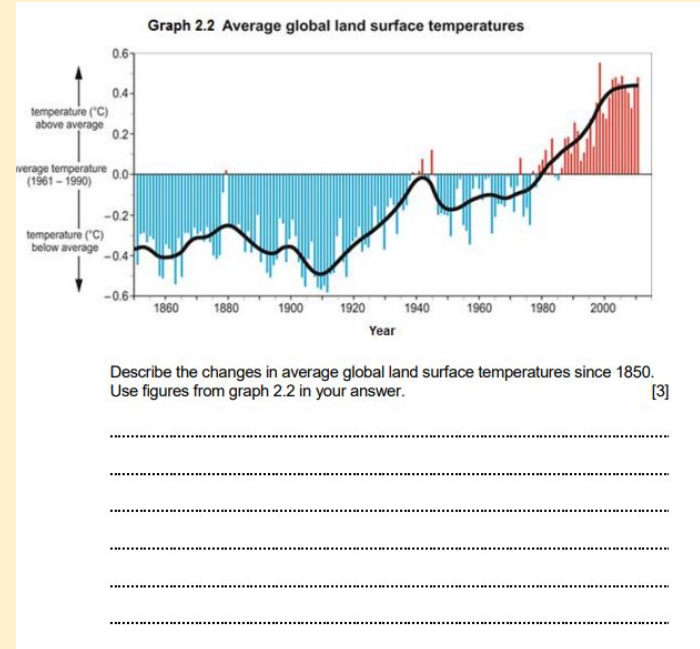
Exam tips

- You will be asked to describe the location of somewhere: You should be describing using place names (capital letters), Directions (North, East, South, West), Use evidence from maps (names of countries, seas, oceans, lines of latitude)

- What does the map/graph/chart/data show?

- Describe patterns - What are the highs?

lows? trends? anomalies?



What should students be doing to prepare for exams?



- Make a plan and create a [revision timetable](#) for revising [BBC Bitesize Revision Timetable](#)
- Use all the resources you have been given such as past exam papers, knowledge organisers and exam revision guides [Eduqas GCSE Past Exam Papers](#)
- When revising take regular breaks

The Lawyer Portal

REVISION TIMETABLE

	MON	TUE	WED	THU	FRI	SAT	SUN
	9AM - 11AM REVISE SUBJECT 1	9AM - 11AM REVISE SUBJECT 1	9AM - 11AM REVISE SUBJECT 1	9AM - 11AM REVISE SUBJECT 1	9AM - 11AM REVISE SUBJECT 1	10AM - 12PM REVISE SUBJECT 1	REST!
BREAK!	11:15AM - 1:15PM REVISE SUBJECT 2	11:15AM - 1:15PM REVISE SUBJECT 2	11:15AM - 1:15PM REVISE SUBJECT 2	11:15AM - 1:15PM REVISE SUBJECT 2	11:15AM - 1:15PM REVISE SUBJECT 2	12:45AM - 2:45PM REVISE SUBJECT 2	REST!
BREAK!	2PM - 4PM REVISE SUBJECT 3	2PM - 4PM REVISE SUBJECT 3	2PM - 4PM REVISE SUBJECT 3	2PM - 4PM REVISE SUBJECT 3	2PM - 4PM REVISE SUBJECT 3	3PM - 5PM REVISE SUBJECT 3	REST!
BREAK!	4:15PM - 6:15PM REVISE	4:15PM - 6:15PM REVISE	4:15PM - 6:15PM REVISE	4:15PM - 6:15PM REVISE	4:15PM - 6:15PM REVISE	GO HAVE FUN	REST!

What can parents do to support their child?

- Help your child plan and manage their time when revising
- Ensure your child is away from distractions such as the TV when revising
- Assist with quizzing, questioning and recapping with your child
- Use revision guides and exam workbooks
- Ensure your child has a good sleep routine
- Aim to help them eat a regular, balanced diet

