

KS4 REPORT INFORMATION:

How to Succeed in Graphic Design (EDUQAS)

The best chance of success in all subjects is:

- an excellent punctuality and attendance to lessons
- a positive attitude to learning
- high aspirations, resilience and a determination to achieve
- a commitment to independent study (homework and revision)

In Graphics we provide the following support to ensure that all students make the best possible progress:

Knowledge Organisers

Please click on the link to each of our KS4 Year group Knowledge Organiser folders for Graphics:

[Year 10 Knowledge Organisers - Graphics](#)

[Year 11 Knowledge Organisers - Graphics](#)

In Graphics we have step by step sheets to support our students' learning as well as PDFs of units of work to support the work that the students have to produce. These are referred to on a regular basis in lessons as well as recommended for support with homework tasks.

PLCs (Personalised Learning Checklists)

These can be used for students to track/identify where they are up to with their coursework units. In Graphics, we have integrated the PLCs into our feedback sheets/marking and assessment that can be located throughout the students Google Slides folder. Please see an example image below of a students marksheet slide. This makes it

visibly clear for students to understand exactly where they are in the unit. 'Red' indicates missing work, 'Amber' indicates that there are corrections to be carried out to complete the coursework piece and 'Green' indicates that the work is completed to a good standard.

Google Drive

In Graphics we have created subject Google Drives for our students for each Key Stage. Students will have been added into the Key Stage 4 Graphics Support Google Drive (Graphic Design GCSE Student Support - KS4). In here there are multiple folders in which students can access resources and help sheets. This has been created to ensure that our students have

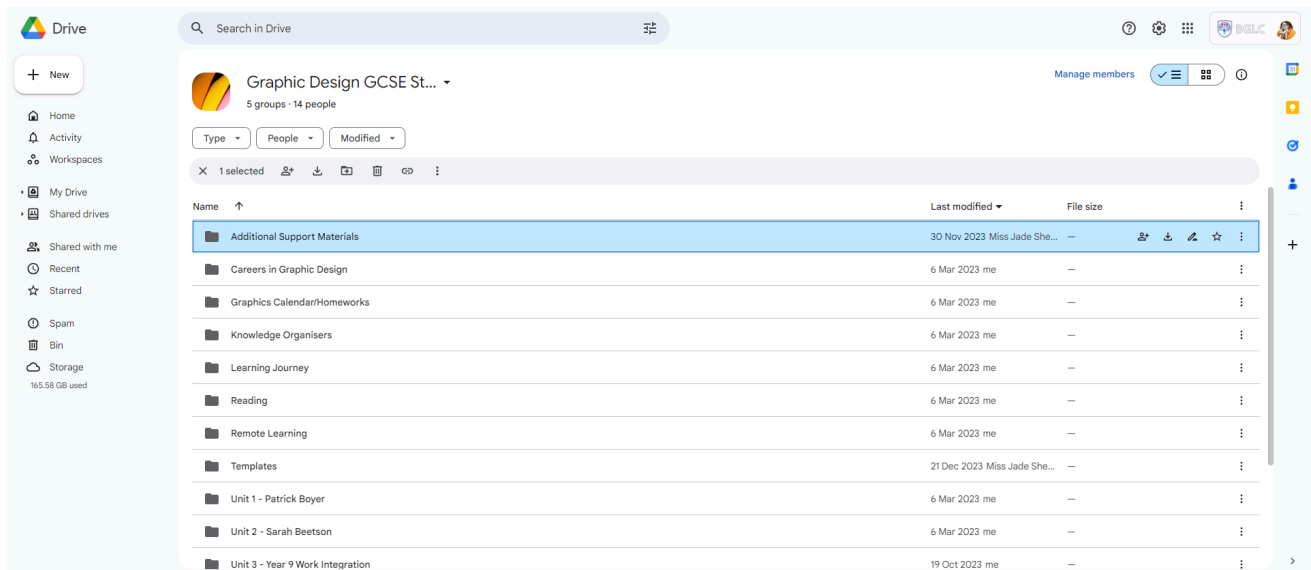
PATRICK BOYER ASSESSMENT AND FEEDBACK

<u>PERSONALISED LEARNING CHECKLIST (PLC)</u>		<u>Feedback</u>
Piece of Work:	RAG	Strengths:
Front Cover	Red Amber Green	Targets:
Title Page	Red Amber Green	
Critical & Contextual Analysis	Red Amber Green	
Primary Photographs	Red Amber Green	
Sketched Design Ideas x 4	Red Amber Green	
Development x 3 pages	Red Amber Green	
Final Piece	Red Amber Green	
Compare and Contrast	Red Amber Green	

access to all of the Knowledge Organisers as well as additional resources to support their learning in lessons and at home.

In this subject Drive there are recommended reads for students to read around the subject as well as our academic year calendar (in which it clearly states what work we will be competing each week).

Please see a screenshot of the Google Drive for Graphics:



Homework

Due to Graphics being a coursework based subject, it is imperative that students are working at

home to complete tasks. Subject teachers will also set specific tasks for students to complete as part of their home learning. Students will be asked to submit this work in class and will be challenged by subject staff if it hasn't been completed. All work set in Graphics is used as part of their coursework (which is 60% of their overall GCSE qualification) or exam work (which is 40% of their overall GCSE qualification). We are grateful for parental/guardian support

in this matter. Please see an example of a homework slip given to students. Staff will ask the students to record homework in their planners and take responsibility for their learning/homework and occasionally give printouts. The majority of homeworks will be to collate primary images, produce drawings or complete classwork. If students are ever unsure of what is expected of their homework they can speak with class teachers in the lesson or even via email. We do ask if there is a legitimate reason that homework cannot be completed and that it is communicated to subject

teachers by parents/guardians via letter, email or even a note in the students' planners.

Extended Support

If students are struggling with coursework and need some further help, subject teachers will offer extended support in which they will work at lunches/after school on coursework pieces. These sessions will be communicated to parents and students. These extra sessions that subject

HOMWORK Week commencing: 18.12.2023






Your homework is to complete the 2 x sheets and bring to your first Graphics lesson after Christmas. Please see good example above from a previous GCSE student. We want well drawn ideas that are neat and they need to be coloured in carefully. These sheets will be a part of your coursework so need to be completed and completed well.

teachers run are highly successful and it is advised that all students attend these when they can in order to complete coursework to a good standard.

Revision, Useful Apps & Websites

In Graphics, students are not requested to revise as they would in some of their other subjects. It is always useful that students read over Knowledge Organisers to learn skills so that they can apply techniques quickly in lessons, but the main focus is the creation of coursework/exam pieces during lesson time to form the students' portfolios that will be formally marked and moderated.

We recommend the following APPS and websites to support our students in Graphics:

- **Google Drive** - when students are working at home, it is advised that they save their work onto the Google Drive so that they can access their work in school. If students download the Google Drive App for their computers at home and use their school logins, it creates a G drive on their computers for them to open up work and save it easily rather than manually uploading and downloading files. Students are taught this in the first lessons of Graphics and it is reiterated to them throughout the course.

- **Creative Cloud** - At BGLC, we pay for a subscription for all our Graphics students to have access to the Adobe Creative suite. Therefore, all students can work on Photoshop at home on their PCs/Laptops to support home learning. Students have to log in with their school emails and download the programme so that they can use it at home.

- **Illustrationx.com** - This is a brilliant website in which students can see some of the latest illustrators and designers that can inspire them and their work for their Personal Investigation project.


Additional Information

If students are ever working at home they are told not to save their work onto the Adobe Creative Cloud. If anything ever happens to their coursework, we do not have any control over this area. If students save their work to their home drive areas on the PCs in school or even on to Google Drive, our IT team can look into this and try to support our students if work is lost or even corrupted (for whatever reason). Students are told not to save on this area when working in lessons or at home as there have been occasions when work has been lost due to inadequate internet connections. We do not want any student to be a victim of losing coursework.

If there are any subject concerns please contact the class teacher early so that we can support. By working closely together we can make sure students make the best possible progress in Graphics.