



# Year 8 Options 2024

Picking subjects in Performing Arts, Art and Design and Computing

# BCLC CARE Values

Community

Aspiration

Resilience

Excellence

Today we will be looking at the CARE values of Aspiration and Excellence

# What is today's assembly about?



- Year 8 Option choices for ADT, Performing Arts and Computing

# What is today's assembly about?



'What do you want to be when you grow up?'

This is a question that is often asked in school, especially as you get older, and some of the choices we are asking you to make today might be influenced by your thoughts on what you want to do when you are older, for a job.

# What are we going to tell you?


- What **we** need you to do
- What **you** might want to know before you make a choice
- What **your** choices are
- When this must be completed by, your **deadline**

# Why are we doing this?

- It has been offered for a number of years now
- It has proven successful as students have longer to study each subject so gain a better understanding
- It better prepares you for GCSE's in these subjects
- Students get to choose subjects. They might do this because they are considering them for GCSE, they are their favourites, they are good at them (excellence) or just because they enjoy them

# What are our options?

So, what subjects do you think come under the umbrellas of...



A word cloud of subjects in various colors. The words are arranged in a non-uniform, overlapping manner. The colors used are green, blue, red, and purple. The subjects listed are Drama, Music, Performing Arts, Art and Ceramics, Design, Textiles, ADT, Graphics, Food, IT, and Computing.

Drama Music  
Performing Arts  
Art and Ceramics Design  
Textiles ADT Graphics Food  
IT Computing

# What will we do?



Next year you will have four option choices, which you will complete over the year. You will visit each of your option choices twice during the year, spending between 9 and 10 weeks studying each one.

We are going to give you a whistle stop tour of each of the subjects and what you might find yourself doing in that subject, then we will show you what we want you to do.



# Art and Ceramics

## (ORIENTAL PROJECT)



### RESEARCH & ANALYSIS

- Use keywords and describe artwork
- Create an inspiration moodboard

### OBSERVATION

- Draw 'Oriental' artefacts

### IDEAS & DEVELOPMENT


- Paint design ideas using either ink or watercolour techniques

### PERSONAL RESPONSE

- Create clay personal responses

# Computing

1) You will continue to develop your programming skills in Python, creating more impressive and interactive programs. [\[This is Computer Science\]](#)



```
File Edit Format Run Options Windows Help
print ("freeholiday.com is typing")
time.sleep(3)

print ("Welcome to freeholiday.com")


print ("freeholiday.com is typing")
time.sleep(3)

print ("Whats your name?")
name = input ()
print ("HELLO", name,)

print ("freeholiday.com is typing")
time.sleep(3)


print (name,"How old are you")
```

Ln: 35 Col: 0




```
C:\windows\py.exe
freeholiday.com is typing
Welcome to freeholiday.com
freeholiday.com is typing
Whats your name?
Bob
HELLO Bob
freeholiday.com is typing
Bob How old are you
13_
```

The CPU and other circuits interpret these signals into numbers, letters, colours etc..



Of course the CPU carries out millions of these calculations each second!




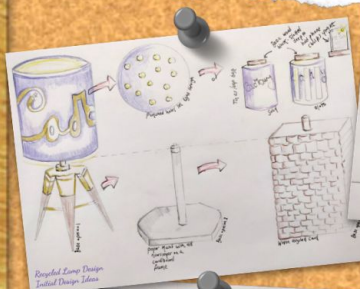
2) You will learn some computer science theory, for example how the computer can sort and search for items  
[\[This is Computer Science\]](#)

3) You will learn about how ICT applications can be used correctly and will learn about copyright and fair use rules.  
[\[This is ICT\]](#)

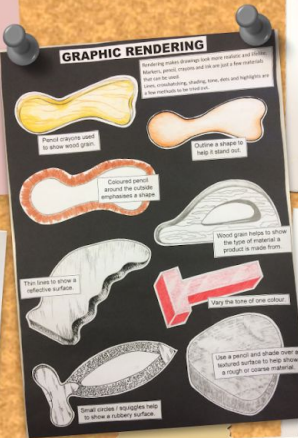
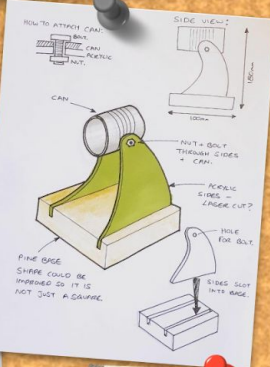



# - DESIGN -

**APPLY PRACTICAL  
SKILLS TO PRODUCE  
A VARIETY OF  
WORKING  
PROTOTYPES,  
PRODUCT OR  
MODEL**



Design Ideas.



STYROFOAM MODELLING



SCALE MODELS



PHYSICAL TESTING



CARD MODELLING



WORKING PROTOTYPES



BE CREATIVE!

**DEVELOP YOUR  
CREATIVE,  
TECHNICAL AND  
PRACTICAL SKILLS  
THROUGH FUN  
INSPIRING  
PROJECTS!**

**PRESENT INITIAL,  
DEVELOPED AND  
FINAL DESIGN  
PROPOSALS USING  
A VARIETY OF  
PRESENTATION  
TECHNIQUES.**



# DRAMA

## Rotation 1

### World War 1

A unit that looks at the War at home and abroad.

### Devising Project

A unit that give students the opportunity to create a piece of Drama from a series of starting points (Stimulus). This is a very independent project.

## Rotation 2

### The 39 Steps

The work is based around a play called The 39 Steps. This play is a GCSE set text and uses a large amount of physical comedy and comedy characters.

**ALL UNITS INCLUDE A SMALL ELEMENT OF WRITTEN WORK**



# Food

**This course involves you developing your practicals skills and knowledge, as well as your understanding of health and safety in the food room.**

**You will carry out two research projects so that you understand where food comes from, its environmental impact and the nutritional needs of different groups. One project will focus on seasonal foods and one on an afternoon tea. You will also gain an understanding of why we make certain foods and use different ingredients as well as an understanding of key skills and techniques.**

**Rotation one - Possible dishes include**  
**Curry**  
**Asian Food- sweet and sour**  
**Vegetarian burgers**  
**Samosa**  
**Seasonal quiche**  
**Dutch apple cake**


**Rotation two - Possible dishes include**  
**Lasagne**  
**Bread**  
**Lemon curd kisses**  
**Fruit Gateaux**  
**Paella**  
**Your own choices for an afternoon tea**






# Graphic Design


This course will develop the students skills in using Adobe Photoshop through a variety of short practical based projects. Each project will teach students a new skill / presentation technique such as colour popping, producing stencils in the style of Banksy, making their own repeat pattern and producing a mandala in the style of the designer Ross Holden.



## Colour Popping



## Typography



## Ross Holden

## Repeat Patterns



## Typography

# Music



In year 9 you will study three units over two rotations

Rotation 1	Rotation 2
Music Tech Project- Using Music technology you will get an opportunity to create your own version on Blinding Lights by the Weekend	Protest Songs-We start this rotation with some musical analysis of famous protest songs. You will then get the opportunity to have a go at creating your own protest song, developing your songwriting skills along the way!
Live Lounge Project- A chance to have a go at playing a pop song in groups, working on your ensemble skills,	



# Textiles

- ❖ Production of different practical samples of techniques such as quilting, fabric dyeing, seam samples, embroidery.
- ❖ Attempting a GCSE style question in order to produce a children's educational play mat using different techniques you have learnt to embellish/decorate it
- ❖ Manufacture of your design and the techniques you have chosen to incorporate
- ❖ Evaluation through strengths and weaknesses, the work you have completed
- ❖ Completion of a folder of evidence which can be used for GCSE if you continue to study textiles in year 10





# What do you need to do next?

What is your name? (Please give your first name and surname) \*

Short-answer text

What is your tutor group? (AJA, AHA, GGD, JLE, JSH, LSE, MMA, RGO, PTE) \*

Short-answer text

Select your options by choosing ONE subject for each of your eight choices. Make sure you only select each subject once. \*

	Art and C...	Computing	Drama	Food	Graphic ...	Music	Design	Textiles
First Choi...	<input type="radio"/>	<input type="radio"/>	<input type="radio"/>	<input type="radio"/>	<input type="radio"/>	<input type="radio"/>	<input type="radio"/>	<input type="radio"/>
Second C...	<input type="radio"/>	<input type="radio"/>	<input type="radio"/>	<input type="radio"/>	<input type="radio"/>	<input type="radio"/>	<input type="radio"/>	<input type="radio"/>
Third Cho...	<input type="radio"/>	<input type="radio"/>	<input type="radio"/>	<input type="radio"/>	<input type="radio"/>	<input type="radio"/>	<input type="radio"/>	<input type="radio"/>
Fourth C...	<input type="radio"/>	<input type="radio"/>	<input type="radio"/>	<input type="radio"/>	<input type="radio"/>	<input type="radio"/>	<input type="radio"/>	<input type="radio"/>
Fifth Choi...	<input type="radio"/>	<input type="radio"/>	<input type="radio"/>	<input type="radio"/>	<input type="radio"/>	<input type="radio"/>	<input type="radio"/>	<input type="radio"/>
Sixth Cho...	<input type="radio"/>	<input type="radio"/>	<input type="radio"/>	<input type="radio"/>	<input type="radio"/>	<input type="radio"/>	<input type="radio"/>	<input type="radio"/>
Seventh ...	<input type="radio"/>	<input type="radio"/>	<input type="radio"/>	<input type="radio"/>	<input type="radio"/>	<input type="radio"/>	<input type="radio"/>	<input type="radio"/>
Eighth Ch...	<input type="radio"/>	<input type="radio"/>	<input type="radio"/>	<input type="radio"/>	<input type="radio"/>	<input type="radio"/>	<input type="radio"/>	<input type="radio"/>

We would like you to discuss your choices with your parents, who will be receiving a letter about this so they too know what you have to do.

Later today, you should receive a link to a Google Form through your **school email account**. All you have to do is open the form using your **school email account**, not a personal gmail one, and fill it in with your parents, it is as simple as that.

# A Warning

1. We would like you to fill in the form with the help of your parents by choosing a 1st to 8th choice for each subject.
2. **Please think carefully when making your choices as it will not be possible to change them once they have been allocated.**
3. **DO NOT** pick options because your friends have, there is no guarantee you would be in the same lessons anyway.
4. Please be aware that although we will try, we may not be able to guarantee you your top 4 subjects (we have managed over the last two years to always give students their top three choices). This may be due to clashes, class sizes or timetabling restrictions.

# The Deadline

So that Mrs Hubbard and Miss Tiktin can get the timetable for next year started they need this information ASAP. Your deadline therefore for getting this information to us is

**FRIDAY 16TH FEBRUARY**

**If you do not complete the response by the deadline, your options may be chosen for you depending on where there are spaces available.**