




YEAR 8



Welcome to our Spring Term Curriculum Newsletter.
In it you will find:

- An introduction to our progress team
- What is being studied in each subject this term

I hope you find this helpful.

Even more information can be found on our website
including our 5 or 7 year learning journeys.



Progress at Brookvale Groby Learning Campus

We would like to thank you in advance for all the hard work and support you will be offering your child as they embrace this year's academic studies.

At school, your child's form tutor, teachers and the year heads will offer support. We also have a whole school progress team which includes:

Ms Dina Gajjar - KS3 Progress Leader (Years 7 - 9)	dgajjar@brookvalegroby.com
Mr Jack Brownnett - KS4 Progress Leader (Years 10 and 11)	jbrownnett@brookvalegroby.com
Miss Taz Johal - Assistant Headteacher, Raising Standards Leader	tjohal@brookvalegroby.com
Ms Carol Hubbard - Deputy Headteacher, Progress and Curriculum	chubbard@brookvalegroby.com

HEAD OF YEAR INFORMATION:

Year 7 - Mrs Tina Rumming	trumming@brookvalegroby.com
Year 8 - Mrs Lucy Driver	ldriver@brookvalegroby.com
Year 9 - Mrs Jo Clarke	jclarke@brookvalegroby.com
Year 10 - Mrs Jayne Jordan	jjordan@brookvalegroby.com
Yr 11 - Mrs Donna Bee	dbee@brookvalegroby.com

All tutor and teacher contact information can be found on our website - www.brookvalegroby.com.

As a team, we will be working with your child to help them make the best possible progress, develop their character and help them understand the importance of kindness and respect.



ART - Year 8 - Mexican Folk Art (Spring Term)

Useful contacts / information

dlaw@brookvalegroby.com

(Subject Lead and Assistant Faculty Lead)

JSheeran@brookvalegroby.com

(Subject Teacher)

If you have any questions, please do not hesitate to contact your son/daughter's subject teacher or the Subject Lead



What are we learning this term?

Rotations 2 & 3 (Weeks 17-26):

Students will engage in a project based around the theme of 'Mexican Folk Art'. They will develop their knowledge of the subject and carry out research in preparation for creating a moodboard, this will involve researching the types of images/artefacts they wish to look at for inspiration. Students' will be taught the skills in observation drawing using the grid method and create a realistic tonal drawing. Following inspirations from the work created, they will create initial design ideas and a final design. This will lead to a more substantial piece of work in the form of a personal response, which will be created over a number of weeks. Students will be encouraged to work with a range of varied materials, which could include; paint, coloured pencil crayons, biro and collage materials.



Enrichment

Live Competitions posted on the Schools Social Media website for all students to get involved in.

ADT Enrichment Google Classroom created for students to experiment and create additional pieces of work for fun. There are lots of choices for art students to be able to experiment with materials and techniques at home.

Other Enrichment opportunities will be advertised to the students in the first term as these are planned by ADT teachers.



Homework

Students will be given knowledge organiser homework alongside research activities to support the project and design work.

Students have access to Knowledge Organisers to support them with home learning (20:20:20).

A subject drive has been created for all students so that they have access to all materials to help them at home. This is shared with students in lessons.



Assessments

1. Mid point of unit
2. End point of unit

Please note that students have one 2 hour lesson per week and are given a week to complete independent homeworks. This is why the students are assessed mid way and at the end of the rotations so that they can make progress over a series of 2 hour lessons in the unit of work. Students are marked in relation to the unit checklist (personalised learning checklist). It is communicated if they are Exceeding, Meeting or are Developing within the subject.



'I don't paint dreams or nightmares, I paint my own reality' - Frida Kahlo



BCI - Year 8 - Computing (Spring Term)

Useful contacts / information

Mrs C Farrer

cfarrer@brookvalegroby.com

(BCI - Faculty Leader)

Mr I King

[@iking@brookvalegroby.com](mailto:iking@brookvalegroby.com)

(KS3 Computing Lead Teacher)

If you have any questions, please do not hesitate to contact your child's Computing Teacher, Subject Lead Teacher or Faculty Leader



What are we learning this term?

Topic 2: Ethics and E-Safety [#2 Year 8 Computing Unit 2 - Computing Ethics KO.pdf](#)

- How to use the internet and social media safely
- Understanding laws
- Good/bad use of personal data

Data Protection, computer misuse and cybersecurity.

Topic 3: Python Programming [#3 Year 8 Computing Unit 3 - Programming KO](#)

- Inputs and Outputs
- Data Types
- Simple Selection



Year 8 Computing Personalised Learning Checklist:

[Year 8 Computing PLC.pdf](#)

Digital Learning Resources:

[Childline Cyberbullying Advice](#)

[Trinket Python Programming](#)

Enrichment

Warhammer Club will run on a Friday after school and is being led by Mr King - iking@brookvalegroby.com.

KS3 Scratch Coding Club is being led by Mr King iking@brookvalegroby.com. Start date TBC but will be after the October half-term break and will run throughout the year.



Homework

A weekly knowledge organiser quiz will take place in class. Therefore, students must use their knowledge organisers to focus on subject specific terminology that links to the current unit of study. Students should practise learning key computing words with self-quizzing and writing them in sentences (evidenced in their student planner).

Revision for each end of unit assessment with use of the knowledge organiser for the unit and BBC Bitesize Computing resources.



Assessments

2. Topic 2: Ethics and E-Safety end of unit google form assessment

3. Topic 3: Python Programming end of unit google form assessment

Students are marked in relation to the unit checklist (personalised learning checklist). It is communicated if they are Exceeding, Meeting or are Developing within the subject during the term 2 reporting round.





Design - Year 8 - Gumball machine

Useful contacts / information

cwright@brookvalegroby.com

Head of Department

splatt@brookvalegroby.com

ctowers@brookvalegroby.com

If you have any questions, please do not hesitate to contact your son/daughter's subject teacher or the Subject Lead



What are we learning this term?

Students are introduced to the project and complete research, a mind map and design brief.

They then complete a moodboard to help with their design ideas.

A design specification is completed and initial designs drawn.

A final design proposal is drawn.

Health and safety and a workshop certificate is completed.

Workshop activities are started which involves using various pieces of equipment. Health and safety and demonstrations are given and students sign to say they have been shown how to use equipment safely.

Students are usually in the workshop completing practical work for approx 5 weeks until the project is finished.

A product evaluation is then completed.



Enrichment

An ADT Enrichment Google Classroom has been created for students..

Competitions at various times of the year are held.



Homework

Students have access to Knowledge Organisers to support them with home learning (20:20:20)

A subject drive has been created for all students so that they have access to all materials to help them at home. This is shared with students in lessons.



Assessments

1. A Mid point assessment is made for Practical lessons are reviewed during each practical lesson and feedback given.

Students are marked in relation to the unit checklist (personalised learning checklist). It is communicated if they are Exceeding, Meeting or are Developing within the subject.



“Design is thinking made visual” - Saul Bass



English, Media and Library

Year 8 - Spring Term

KS3 Lead: Lizzie Jones

ljones2@brookvalegroby.com

Enrichment: Fran Nolan

f.nolan@brookvalegroby.com

**Senior Faculty Lead:
Amanda Bellamy**

a.bellamy@brookvalegroby.com



What are we learning this term?

Richard III - Shakespeare's Villain

- Shakespearean text
- Exploring relationships between characters
- Analysing Shakespeare's language and creative choices
- Societal and historical influences on the play, including modern and local investigations

Generations: Poetry of Family

- Exploring thoughts and emotions through poetry
- Investigating connections through relatives
- Writing accurately to express emotion
- Language and structure analysis



Reading Plus

- Students are completing a reading focused lesson once per week
- Students should complete 4 reading lessons and 1 vocabulary lesson by Sunday evening, which forms part of our 20/20/20 independent daily reading
- Comprehension and fluency reading skills
- Enjoyment of reading widely and often

Enrichment

Lunchtime Library clubs:

Monday: Board game club

Wednesday: Quiet study and reading

Friday: Book club

Richard III Centre trip - TBC

Poetry competition

Sponsored Readathon



Homework

Students have been given their A5 homework booklet to complete and return to class on the day their teacher has selected as 'homework check day'

KO study (10 minutes)

Grammar Practice (10 minutes)

KO's are on Google Classroom



Assessments

Reading Plus Baseline assessment 2 (internal progress)



Week commencing 12th February - Extract from Richard III exploring language and context

"Show me a family of readers, and I will show you the people who move the world."



Food - Year 8 - Nutrition

Useful contacts / information

ebayne@brookvalegroby.com

Subject Lead

chsarkey@brookvalegroby.com

rpopper@brookvalegroby.com

If you have any questions, please do not hesitate to contact your son/daughter's subject teacher or the Subject Lead



What are we learning this term?

During this rotation students will learn about health and safety in the food room and Hygiene practises. Why do we eat food?

They will learn about the Eatwell guide and how to make healthy choices.

Students will complete a sensory analysis activity relating to soup.

Nutritional needs of specific groups are considered and special diets for different food choices and medical conditions are researched.

Dietary guidelines and healthy eating are also considered.

Do-now general knowledge is included in written lessons

During this rotation students will produce various dishes.

Pizza. Cheesecake. Spicy sausage bolognese. Soup. Fruit plait and Cottage pie. These dishes provide students with the opportunity to develop skills such as weighing, measuring, chopping, shaping, peeling, whisking, melting, rubbing in, sieving, segmenting, slicing and blending.

Cooking skills are extended in year 8 through these recipes.



Enrichment

An ADT Enrichment Google Classroom created for students.

Students can adapt recipes to suit the needs of people at home.

Research new recipes and cook at home, bringing in pictures to display in school and gain rewards.

Competitions at various times of the year are held.



Homework

Students are responsible for making sure they have the correct ingredients and containers organised ready for practical food lessons. Recipes are given out to students the week before and are posted on the Google classroom. Recipes may be adapted to suit dietary needs.

Students have access to Knowledge Organisers to support them with home learning (20:20:20)

A subject drive has been created for all students so that they have access to all materials to help them at home. This is shared with students in lessons.



Assessments


1. A Mid-point assessment is made at week 5 and at the end of the rotation weeks 9 or 10.

Practical lessons are reviewed during each practical lesson and feedback given.

Students are marked in relation to the unit checklist (personalised learning checklist). It is communicated if they are Exceeding, Meeting or are Developing within the subject.



"No one is born a great cook, one learns by doing" - Julia Child



Geography Newsletter - (Autumn term)

Useful contacts / information

Rachael Gowdridge
Head of Faculty - Humanities
rgowdridge@brookvalegroby.com

Laura Seaton
Head of Geography and RS
Lseaton@brookvalegroby.com



Year 8 are learning this term:

Unit 2: Global tourism

- 1) What is tourism?
- 2) What is domestic tourism?
- 3) What is international tourism?
- 4) Factors affecting tourism
- 5) Impacts of tourism
- 6) Case study: Benidorm
- 7) Sustainable tourism



Tourism [knowledge organiser](#)

Humanities Enrichment

- Holocaust memorial day (27th Jan)
- LGBTQ+ assemblies
- Year 6-7 transition event for Geog and history (volunteers needed)
- World water day (22nd march)
- Year 8 Iceland trip (4-8th March)



Homework

Students should complete Week 17-26 in their homework booklet. All work to be recorded in their booklet or in their planner. Teacher will check/reward/sanction geography homework weekly

Please ensure your children are meeting deadlines.



Assessments

- 1) Baseline and knowledge quiz on Tourism
- 2) Global tourism formal assessment





GRAPHICS - Year 8 - Beach Project

Useful contacts / information

Sdixon@brookvalegroby.com
(Subject Lead and Faculty Lead)
Rpopper@brookvalegroby.com
Isheerin@brookvalegroby.com
Smamo-curtis@brookvalegroby.com
Agoodger@brookvalegroby.com

If you have any questions, please do not hesitate to contact your son/daughter's subject teacher or the Subject Lead



What are we learning this term?

Rotation 1 (Week 1-10):

In this skills building unit the students will look at the British Seaside from a Graphic Design perspective. Students will explore the variety of key elements found at British coastal town or resort. They will use this knowledge to gather research images and information to support their drawing studies later on. In the first rotation, our learners start the project by producing a moodboard in Photoshop, selecting and researching a British Resort or town, analysing existing posters, analysing the work of Michael Craig-Martin and producing their first digital line drawing work in Photoshop.

Rotation 3 (Week 21-29):

In the second half of the project we will work on producing a poster or postcard for their chosen British seaside resort or town. Students will start to put together their design in Photoshop and then develop this. To develop their poster or postcard, students will look at experimenting with colour, fonts, backgrounds, image, layout, blending options and information. Throughout the process of development our students will arrive at a poster or postcard design and will finally reflect on the progress that they have made throughout the unit by writing an evaluation.



Enrichment

Live Competitions posted on the Schools Social Media website for all students to get involved in.

ADT Enrichment Google Classroom created for students to experiment and create additional pieces of work for fun. There are lots of choices for Graphics students to be able to experiment with Photoshop at home.

Other Enrichment opportunities will be advertised to the students in the first term as these are planned by ADT teachers.



Homework

Students will be given research homework and practical homework. They will be asked to research a British seaside town of their choice as their main research task. They will then produce some sketched design ideas for their poster. This encourages drawing, thought into colour, composition, idea generation as well as awareness of layout and what advertising posters comprise of. Students have access to Knowledge Organisers to support them with home learning (20:20:20) A subject drive has been created for all students so that they have access to all materials to help them at home. This is shared with students in lessons.




Assessments

1. Mid point of unit (end of rotation 1)
2. End point of unit (end of rotation 3)

Please note that in Graphics students have only single lessons in comparison to other ADT subjects. This is why the students are assessed at the end of the rotations so that they can make progress over a series of single lessons in the unit of work.

Students are marked in relation to the unit checklist (personalised learning checklist). It is communicated if they are Exceeding, Meeting or are Developing within the subject.





History Newsletter - (Autumn term)

Useful contacts / information

Rachael Gowdrige
Head of Faculty - Humanities
rgowdrige@brookvalegroby.com

Ana Hall
Head of History
ahall@brookvalegroby.com

Daniel Tagg
Lead Teacher KS3- History
dtagg@brookvalegroby.com



Year 8 are learning this term:

A Shift in Power: Students are learning about how power has shifted between Church, King, Nobility and Parliament, beginning with King John and Magna Carta. They then learn how it developed through Simon De Montfort, the Black Death and the Peasants Revolt, into the religious turbulence of Tudor England and ending with assessing the Golden Age of Elizabeth I.

Key Skills Covered: Cause and Consequence, Change and Continuity, and historical significance. Students perfect describing and work on explaining.



Enrichment

Students will have assemblies on Black History Month

There will be a Black History Month competition before half term.

History are also planning a Historical Bake Sale- where students can bake historical bakes or history themed bakes in aid of the Poppy Appeal



Homework

Students should complete Week 1 - 16 in their homework booklet. All work to be recorded in their booklet or in their planner.

Teacher will check/reward/sanction History homework weekly

Please ensure your children are meeting deadlines.



Assessments

First assessment is week 5/6 and covers Magna Carta, the creation of Parliament, the Black Death and the Peasants Revolt.

Second assessment is week 14/15 and is on the Tudors.





Languages Newsletter – Year 8 – Spring 2024

Welcome to the latest newsletter from the MFL Faculty. We would like to keep you up to date on everything we are learning and doing this half term. If you have any questions, please do not hesitate to contact us via email:

salban@brookvalegraby.com



What are we learning this term?



Single language Learners

French & German: Carnival, TV and Music. Students will learn about traditional festivals, make masks and learn how to give extended opinions on their music and TV tastes.

Spanish: School, TV & Music. Students will learn how to describe their school day and how to give extended opinions on their music and TV tastes

Dual language Learners

Spanish & German: Art. Students will learn how to describe artist works and create their own piece.

French: Paris. Students will learn about the capital city of France and compare to their own town.

Knowledge Organiser – Retrieval learning

Weekly tests will be set and available to see on the Google Classroom.

French single language	German single language	Spanish single language
The tests are based on the following knowledge organiser Students can also use their Quizlet Classroom to help practise for the weekly quizzes	The tests are based on the following Knowledge Organiser Students can also use their Quizlet Classroom to help practise for the weekly quizzes.	The tests are based on the following Knowledge Organiser Students can also use their Quizlet Classroom to help practise for the weekly quizzes
French dual language	German dual language	Spanish dual language
Knowledge Organiser Quizlet Classroom	Knowledge Organiser Quizlet Classroom	Knowledge Organiser Quizlet Classroom

Enrichment

Festivals:

Students in year 8 will be learning about the cultural aspects of the language. The topic will end with mask making in the traditional style.



Homework

Homework is set every week in all Languages.

This will be in the form of a vocabulary (spelling test). See *above for the list of words.*

There will also be revision for assessments at key points in the year.



Assessments

Single language learners:

Week beginning 29th January – Reading assessment

Week beginning 4th March - Transcription

Dual language learners:

Fr: Week beginning 11th March – Writing assessment

Sp & G: Week beginning 11th March – Reading assessment



“One language sets you in a corridor for life. Two languages open every door along the way.”



Lifeskills Newsletter - Year 8

Useful contacts / information

Adam Goodger - Faculty Leader (Acting)

agoodger@brookvalegroby.com

Beth Rumming - Faculty Leader

brumming@brookvalegroby.com

Greg Godwin - Deputy Headteacher

ggodwin@brookvalegroby.com



What are we learning this term?

In Lifeskills, students cover topics within three core themes: Health and Wellbeing, Relationships and Living in the Wider World. These themes include our statutory responsibilities to teach about Careers and Relationship and Sex Education. This term, students will be looking at the following topics:

- First Aid and Illness
- An introduction to Relationship and Sex Education
- Understanding health relationships

The Lifeskills curriculum is designed to be flexible. While the topics above are planned to be delivered in sequence, these may change to tackle in school or national issues that impact our students. Students have a Lifeskills lesson once every two weeks.



Support


Lifeskills tackles important issues that we believe help to develop a well rounded individual. This means that we have a system of support for students who may find some of the learning challenging. Students are always signposted to support that is available to them in and out of school.

Homework

Students aren't set homework as part of Lifeskills but we encourage them to keep up to date with the latest developments in the local, national and international news. Watching and reading the news is a great way to learn more about the wider world we live in.



“Everyday of your life is another lesson. If you learn the lesson well and apply it; whether positive or negative, you determine what happens in your tomorrow” - David Kofi Awusi



Subject Newsletter - Year 8 - (Spring Term)

Useful contacts / information

Paul McPherson - Faculty Leader
pmcpherson@brookvalegroby.com

Stephen Taylor-Fox - Assistant
Faculty Leader (Lead Teacher for
Key Stage 3)
staylor-fox@brookvalegroby.com



What are we learning this term?

During the Spring term we will be covering the following topics:

- Brackets, equations and inequalities
- Sequences
- Indices
- Fractions and percentages
- Standard index form
- Number sense



Setting in Mathematics

Students have just been reset based on their Year 7 Summer Assessment, their latest GL Assessment and their Autumn Assessment. We look at the setting following each term's Assessment to see if there are any students who are massively out of place.

Enrichment

Sparx Maths help club runs every lunchtime (1:30pm-1:50pm) in G03



Homework

Homework is set every Thursday on [Sparx Maths](#) and is due in the following Thursday



Assessments

The Spring assessment will take place during the week commencing Monday 8th April



**“Pure mathematics is, in its way, the poetry of logical ideas.”
– Albert Einstein**



Music - Year 8

Useful contacts / information

To find out any information about our Music Curriculum or enrichment please contact

Laura Smith- Head of Performing Arts and Music subject Lead
lsmith@brookvalegroby.com



What are we learning this term?

This term year 8 are going to be looking at improvisation and what this means in Music. During this topic we will explore how musicians improvise and students will be developing their own improvisation skills. This unit will look at a variety of styles but will have focus on Jazz and Blues.

Students will continue to master their keyboard technique throughout this unit, developing both their performance and composition skills.



Enrichment

School Production- Wednesday
3.30-4.30- GDR
Music Ensemble- Thursday lunchtime
GMR
Vocalise with Mrs Woodall - Thursday
3.30-4.30 GDR
Keyboard Club with Mrs Evans Friday
Lunchtime-BMU

Performances- Spring
Mic Date TBC
Beauty and the Beast-
19th- 21st March



Homework

Students complete a weekly quiz using teaching gadget

Login details are on the Google Classroom



Assessments

Ongoing Keyboard Performance

Ensemble Blues Performance and composition

Google Form theory and knowledge Test



Music is a world within itself with a language we all understand

Stevie Wonder- Sir duke



PHYSICAL EDUCATION



PE Curriculum Newsletter: Year 8 - Spring Term

Useful contacts / information

Mr Brownett

jbrownett@brookvalegroby.com

Mr Leonard

jleonard@brookvalegroby.com

Mr Lord - Curriculum Leader

mlord@brookvalegroby.com

Miss Maclachlan

amaclachlan@brookvalegroby.com

Mrs Richardson

mrichardson@brookvalegroby.com

Mrs Wiles - Head of KS3 PE

lwiles@brookvalegroby.com

For updates on Twitter/X:
[@bgclc_pe](https://twitter.com/bgclc_pe)



What are we learning this term?

Students have two lessons a week and cover one particular activity for three weeks, so six lessons in total. Over the course of the Autumn term students in Year 8 will be covering some of the following activities: football, basketball, netball, badminton, hockey, softball and Health Related Fitness. Each lesson has a 'Know, Grow, Show' objective. The 'Know' objective links in with the rules and regulations of the activity, the 'Grow' objective focuses on LORIC values and the 'Show' objective links with skill and technique development. As the winter weather is upon us can you please ensure that all students bring their PE hoodie to lessons. They are welcome to wear extra layers underneath the hoodie.



Enrichment

The following clubs are open to all Year 8 students. Activities will change again after Easter, so look out for the new timetable then.

Basketball - Tuesday after school until 4:15pm in the Sports Hall

Badminton - Wednesday after school until 4:15pm in the Sports Hall.

Rugby Union - Wednesday after school until 4:15pm.



Homework

Each student will have a rules quiz to complete for homework at the end of each activity block of 6 lessons. These rules quizzes are posted on each group's Google Classroom and are completed digitally using Google Forms. The results from these quizzes allow us to assess students under the 'Know' strand of our assessment policy.



Assessments

We assess students in PE at the end of each activity block. We assess them in three areas:


'Know' - knowledge of rules and regulations.

'Grow' - demonstrating LORIC character values.

'Show' - the ability to perform activity specific skills and tactics under competitive pressure.



'If my mind can conceive it and my heart can believe it - then I can achieve it'
Muhammad Ali



Year 8 **CaRE** **C**itizenships **a**nd **R**eligious **E**ducation Newsletter

Useful contacts / information

Rachael Gowdridge
Head of Faculty - Humanities
rgowdridge@brookvalegroby.com

Laura Seaton
Head of Geography and RS
Lseaton@brookvalegroby.com

Dan Tagg
Head of KS3 History and Citizenship
Dtagg@brookvalegroby.com



Year 8 are learning this term:

Unit 2: Parliament and the Law

1. What is Parliament?
2. Uk Government Systems
3. Political Parties
4. Elections
5. The Law
6. Police and Police Powers
7. Punishments
8. Human Rights



Humanities Enrichment

•



Homework

Homework is posted weekly on the google classroom and all work is to be recorded in their planner. Teacher will check/reward/sanction homework weekly.

Please ensure your children are meeting deadlines.



Assessments

- 1) Knowledge quiz on 'Parliament and the Law'
- 2) 'Parliament and the Law' formal assessment





Subject Newsletter - Year 8 - (Spring term)

Useful contacts / information

Helen Hawke - Faculty Leader
hhawke@brookvalegroby.com

Dina Gajjar - Asst Faculty Leader (KS3 link / progress lead)
dgajjar@brookvalegroby.com

Ross Dixey - Asst Faculty leader (Tassomai link)
rdixey@brookvalegroby.com



What are we learning this term?

Electromagnets 1 - Voltage and resistance (Compare the voltage drop across resistors connected in series in a circuit) and **current** (Compare and explain current flow in different parts of a parallel circuit)

Genes 2 - Evolution (Review the evidence for theories about how a particular species went extinct and **inheritance** (Model the inheritance of a specific trait and explore the variation in the offspring produced)

Earth 2 - Climate (Investigate the contribution that natural and human chemical processes make to our carbon dioxide emissions) and **Earth resources** (Predict the method used for extracting a metal based on its position in the reactivity series)

Revision for the year 8 exam immediately after Easter



Enrichment

4th - 8th March: Assemblies
 8th - 17th March British Science week
 Poster competition



Homework

Science - 2 daily goals on Tassomai



Assessments

End of module tests for all modules

Year 8 exam - after Easter



“Nothing in life is to be feared, it is only to be understood. Now is the time to understand more, so that we may fear less.” – Marie Curie



TEXTILES - Year 8 - (All Rotations)

Useful contacts / information

hdepledge@brookvalegroby.com

(Subject Lead (textiles) and
Assistant Faculty Lead)

If you have any questions,
please do not hesitate to
contact your son/daughter's
subject teacher or the Subject



What are we learning this term?

In year 8 we undertake a Pablo Picasso inspired project where students investigate the work of the artist before designing and making a cushion cover using a variety of textiles skills and techniques.

Student will complete the following tasks;

- Researching information around a topic
- Designing products to suit a theme
- Developing and improving skills and techniques in textiles from those learnt in Year 7
- Producing a product for a specific theme
- Developing independence in their learning
- Use of knowledge organiser and testing of understanding



Enrichment

Live Competitions posted on the
Schools Social Media website for all
students to get involved in.

ADT Enrichment Google Classroom
created for students to experiment
and create additional pieces of work
for fun (these could be added into the
Coursework Portfolio for additional
marks/experimentation).

Extended Support available to support
our students outside of lesson time
with their design work so
that they succeed in the
subject.



Homework

For homework, students are expected
to complete revision of their
knowledge organisers by revising the
relevant section for the week and self
testing in their planners. The sections
expected to be learnt are posted in
the Google Classroom. In the following
lesson students will be quizzed using
their Do Now sheets in lessons.
Students have access to their
Knowledge Organisers on the Google
Classroom and if required can have a
copy printed for them.
A subject drive has been created for
all students so that they have access
to all materials to help
them at home.



Assessments

Students will be assessed in two areas
in year 8, their written work and their
practical work.

Written work consists of research,
designing and evaluating throughout
the project.

Practical work consists of any
experimentation work they produce as
well as the manufacture of their final
product.

Students will be assessed as either
exceeding, meeting or developing in
relation to their work.



'Make it simple but significant' - Don Draper

