




YEAR 7



Welcome to our Spring Term Curriculum Newsletter.
In it you will find:

- An introduction to our progress team
- What is being studied in each subject this term

I hope you find this helpful.

Even more information can be found on our website
including our 5 or 7 year learning journeys.



Progress at Brookvale Groby Learning Campus

We would like to thank you in advance for all the hard work and support you will be offering your child as they embrace this year's academic studies.

At school, your child's form tutor, teachers and the year heads will offer support. We also have a whole school progress team which includes:

Ms Dina Gajjar - KS3 Progress Leader (Years 7 - 9)	dgajjar@brookvalegroby.com
Mr Jack Brownnett - KS4 Progress Leader (Years 10 and 11)	jbrownnett@brookvalegroby.com
Miss Taz Johal - Assistant Headteacher, Raising Standards Leader	tjohal@brookvalegroby.com
Ms Carol Hubbard - Deputy Headteacher, Progress and Curriculum	chubbard@brookvalegroby.com

HEAD OF YEAR INFORMATION:

Year 7 - Mrs Tina Rumming	trumming@brookvalegroby.com
Year 8 - Mrs Lucy Driver	ldriver@brookvalegroby.com
Year 9 - Mrs Jo Clarke	jclarke@brookvalegroby.com
Year 10 - Mrs Jayne Jordan	jjordan@brookvalegroby.com
Yr 11 - Mrs Donna Bee	dbee@brookvalegroby.com

All tutor and teacher contact information can be found on our website - www.brookvalegroby.com.

As a team, we will be working with your child to help them make the best possible progress, develop their character and help them understand the importance of kindness and respect.



ART - Year 7 - Animals in Art (Spring Term)

Useful contacts / information

dlaw@brookvalegroby.com

(Subject Lead and
Assistant Faculty Lead)

Smamo-curtis@brookvalegroby.com

(Subject Teacher)

If you have any questions, please do not hesitate to contact your son/daughter's subject teacher or the Subject Lead



What are we learning this term?

Rotations 2 & 3 (Weeks 17-26):

Students will engage in a project based around the theme 'Animals in Art' and produce a clay animal head towards the end of the rotation. They will explore the artwork of Henry Moore and Donna Sharman and create transcriptions based on the artists' work. They will have the opportunity to create their own independent research on an animal of their choice and create a moodboard on this to support their design work. Students will create a design idea of an animal head, in preparation for clay work. Each individual will make their own unique design in clay learning about how to use clay safely and effectively. Once the clay has been fired, students will have the opportunity to paint their animal head based on their designs influenced by the bright colourful work of Donna Sharman and the mark making techniques of Henry Moore.



Enrichment

Live Competitions posted on the Schools Social Media website for all students to get involved in.

ADT Enrichment Google Classroom created for students to experiment and create additional pieces of work for fun. There are lots of choices for art students to be able to experiment with materials and techniques at home.

Other Enrichment opportunities will be advertised to the students in the first term as these are planned by ADT teachers.



Homework

Students will be given knowledge organiser homework alongside research activities to support the project and design work.

Students have access to Knowledge Organisers to support them with home learning (20:20:20).

A subject drive has been created for all students so that they have access to all materials to help them at home. This is shared with students in lessons.



Assessments

1. Mid point of unit
2. End point of unit

Please note that students have one 2 hour lesson per week and are given a week to complete independent homeworks. This is why the students are assessed mid way and at the end of the rotations so that they can make progress over a series of 2 hour lessons in the unit of work. Students are marked in relation to the unit checklist (personalised learning checklist). It is communicated if they are Exceeding, Meeting or are Developing within the subject.



'Every child is an artist. The problem is how to remain an artist once we grow up.'
- Pablo Picasso



BCI - Year 7 - Computing (Spring Term)

Useful contacts / information

Mrs C Farrer

cfarrer@brookvalegroby.com

(BCI - Faculty Leader)

Mr I King

[@iking@brookvalegroby.com](mailto:iking@brookvalegroby.com)

(KS3 Computing Lead Teacher)

If you have any questions, please do not hesitate to contact your child's Computing Teacher, Subject Lead Teacher or Faculty Leader



What are we learning this term?

Topic 3: Computer Systems [Topic 3 - Computer Systems KO](#)

- Hardware and Software
- Input and Output Devices
- Input -Process-Output
- Networks
- Threats to Security

Topic 4: Block-Based Coding

[Topic 4 - Scratch Coding KO](#)

- Using Scratch to create a moving character
- Designing a collecting game using Scratch
- Evaluating your game
- Acting on Improvement Points

Year 7 Computing Personalised Learning Checklist:

[Year 7 Computing PLC.pdf](#)



Enrichment

Warhammer Club will run on a Friday after school and is being led by Mr King - iking@brookvalegroby.com.

KS3 Scratch Coding Club is being led by Mr King iking@brookvalegroby.com. Start date TBC but will be after the October half-term break and will run throughout the year.

Other Enrichment opportunities will be advertised to the students in the first term as these are planned by BCI teachers.



Homework

A weekly knowledge organiser quiz will take place in class. Therefore, students must use their knowledge organisers to focus on subject specific terminology that links to the current unit of study. Students should practise learning key computing words with self-quizzing and writing them in sentences (evidenced in their student planner).

Revision for each end of unit assessment with use of the knowledge organiser for the unit and BBC Bitesize Computing resources.



Assessments

1. Topic 3: Computer Systems end of unit google form assessment

2. Topic 4: Scratch Coding - end of topic project

Students are marked in relation to the unit checklist (personalised learning checklist). It is communicated if they are Exceeding, Meeting or are Developing within the subject during the term 2 reporting round.





Design - Year 7 - Slottable Toy Project

Useful contacts / information

ctowers@brookvalegroby.com

cwright2@brookvalegroby.com

If you have any questions, please do not hesitate to contact your son/daughter's subject teacher or the Subject Lead



What are we learning this term?

Year 7 complete a 9/10 week project which results in students making a wooden slottable toy from plywood. All lessons and supporting material are available on your child's Google classroom.

Students learn how to:

Research wooden toys, produce moodboards and mindmaps, they analyse existing slottable toys, develop drawing skills, design and cardboard model their final idea, learn health and safety in the workshop, how to use tools and machinery correctly and how to evaluate their work. Students are usually in the workshop completing practical work for approx 5 weeks until the project is finished.



Enrichment

Live Competitions posted on the Schools Social Media website for all students to get involved in.

ADT Enrichment Google Classroom created for students to experiment and create additional pieces of work for fun (these could be added into the Coursework Portfolio for additional marks/experimentation).

Extended Support available to support our students outside of lesson time with their design work so that they succeed in the subject.



Homework

For homework, students are expected to complete lesson tasks. These are posted in the Google Classroom. Each homework for our topics are different but it is expected that all students are staying in line with our academic year calendar.

Students have access to Knowledge Organisers to support them with home learning which we use for the Do Now tasks at the start of each lesson.

A subject drive has been created for all students so that they have access to all materials to help them at home.



Assessments

Students' work is assessed half way through the project and then at the end. Students are given 'STAR TIME' to read through their teachers feedback, understand the targets set and then improve their existing work.

At the end of the project both the practical work and the design folder and marks and targets are given. These are targets that students should be working on in their next art, design and technology area. Students will be given a summative grading of developing, meeting or exceeding.



"Design is not just what it looks like and feels like. Design is how it works." - Steve Jobs, co-founder of Apple, Inc

DRAMA



Subject Newsletter - Year 7 - Darkwood Manor

Useful contacts / information

Laura Smith - Faculty Leader
lsmith@brookvalegroby.com

Adam Goodger - Assistant
Faculty Leader
agoodger@brookvalegroby.com

Ruth Smith - Drama Teacher
rsmith@brookvalegroby.com



What are we learning this term?

As part of the unit students will continue to build on the 5 basic skills we use when performing: Facial expressions, body language, spatial awareness, voice projection, tone of voice.

This unit begins to introduce the idea of how we might devise a piece of theatre and develop characters that might live in the world of a story through things such as hot seating. The unit also introduces basic Physical Theatre skills, narration and storytelling.



Enrichment

Junior Drama Club - Monday
lunchtime (Groby Theatre)

School Production - Tuesday
and Wednesday 3:30-4:30
(Groby Theatre)

Dance Club - Friday lunchtime
(Groby Theatre)



Homework

Using the knowledge
organiser to understand key
terms

Watch live or recorded
performance when they get
the opportunity



Assessments

Students are assessed
throughout the 5 basic skills
plus their use of teamwork
and effort. Students will
create a multi scene piece
of theatre that tells their
version of the Darkwood
Manor story .



“Great theatre is about challenging how we think and encouraging us to fantasise about a world we aspire to.” – Willem Dafoe



English, Media and Library

Year 7 - Spring Term

KS3 Lead: Lizzie Jones

ljones2@brookvalegroby.com

Enrichment: Fran Nolan

f.nolan@brookvalegroby.com

**Senior Faculty Lead:
Amanda Bellamy**

a.bellamy@brookvalegroby.com



What are we learning this term?

The Tempest - Shakespeare's Sorcerer

- Shakespearean text
- Exploring relationships between characters
- Analysing Shakespeare's language and creative choices
- Societal and historical influences on the play

Hidden Lives

- Exploring the lives of people who have been marginalised
- Investigating autobiographies and biographies
- Writing accurately to express emotion
- Practising presentation skills



Reading Plus

- Students are completing a reading focused lesson once per week
- Students should complete 4 reading lessons and 1 vocabulary lesson by Sunday evening, which forms part of our 20/20/20 independent daily reading
- Comprehension and fluency reading skills
- Enjoyment of reading widely and often

Enrichment

Lunchtime Library clubs:

Monday: Board game club

Wednesday: Quiet study and reading

Friday: Book club

The Globe Romeo and Juliet
Theatre trip

Poetry competition

Sponsored Readathon



Homework

Students have been given their A5 homework booklet to complete and return to class on the day their teacher has selected as 'homework check day'



KO study (10 minutes)

Grammar Practice (10 minutes)

KO's are on Google Classroom

Assessments

Reading Plus Baseline assessment 2 (internal progress)



Week commencing 5th February - Extract from The Tempest exploring language and context

"Show me a family of readers, and I will show you the people who move the world."



Food - Year 7 - Health and Hygiene

Useful contacts / information

ebayne@brookvalegroby.com

Subject lead

csharkey@brookvalegroby.com

If you have any questions, please do not hesitate to contact your son/daughter's subject teacher or the Subject Lead



What are we learning this term?

Students start learning about health and safety in the kitchen.

This covers food, the kitchen environment, how to store food, food poisoning and personal hygiene.

They learn about the Eatwell guide - healthy food choices.

They complete various food planning activities and a sensory analysis task. *Homemade v Bought scones.*

Do-Now general knowledge is included in written lessons.

Students learn how to produce a Fruit salad which introduces them to knife skills.

They continue their knife skills making coleslaw the following week.

Students then move onto making scones which teaches them oven skills.

A white sauce is next which teaches students how to use the hob.

An apple crumble and savoury rice are the final dishes the students produce.



Enrichment

An ADT Enrichment Google Classroom is created for students to use.

Students can adapt recipes to suit the needs of people at home.

Research new recipes and cook at home, bringing in pictures to display in school and gain rewards.

Competitions at various times of the year are held.



Homework

Students are responsible for making sure they have the correct ingredients and containers organised ready for practical food lessons. Recipes are given out to students the week before and are posted on the Google classroom. Recipes may be adapted to suit dietary needs.

Students have access to Knowledge Organisers to support them with home learning (20:20:20)

A subject drive has been created for all students so that they have access to all materials to help them at home. This is shared with students in lessons.



Assessments


1. A Mid point assessment is made at week 5 and at the end of the rotation weeks 9 or 10.

Practical lessons are reviewed during each practical lesson and feedback given.

Students are marked in relation to the unit checklist (personalised learning checklist). It is communicated if they are Exceeding, Meeting or are Developing within the subject.



"No one is born a great cook, one learns by doing" - Julia Child



Geography Newsletter - Year 7

Useful contacts / information

Rachael Gowdridge
Head of Faculty - Humanities
rgowdridge@brookvalegroby.com

Laura Seaton
Head of Geography and RS
Lseaton@brookvalegroby.com



Year 7 are learning this term:

Rivers and flooding

- 1) The main features of a river
- 2) The reason a river floods
- 3) The impacts of a flood in the UK
- 4) The impacts of a flood in Bangladesh
- 5) How are floods managed in both countries?
- 6) Fieldwork opportunity - using the school site



Rivers and flooding [knowledge organiser](#)

Humanities Enrichment

- Holocaust memorial day (27th Jan)
- LGBTQ+ assemblies
- Year 6-7 transition event for Geog and history (volunteers needed)
- World water day (22nd march)



Homework

Students should complete Week 17 - 26 in their homework booklet.
All work to be recorded in their booklet or in their planner.
Teacher will check/reward/sanction geography homework weekly

Please ensure your children are meeting deadlines.



Assessments

- 1) Baseline and knowledge quiz on rivers and flooding
- 2) Rivers and flooding formal assessment





GRAPHICS - Year 7 - Aboriginal Book Cover

Useful contacts / information

Sdixon@brookvalegroby.com
(Subject Lead and Faculty Lead)

Rpopper@brookvalegroby.com
Jsheerin@brookvalegroby.com
Smamo-curtis@brookvalegroby.com
Agoodger@brookvalegroby.com

If you have any questions, please do not hesitate to contact your son/daughter's subject teacher or the Subject Lead



What are we learning this term?

Rotation 2 (Week 11-20):

In this skills building unit the students will look at traditional Aboriginal Art from a Graphic Design perspective. They will choose a 'dreamtime' story and produce a modern day book cover. In the first rotation, our learners start the project by producing a moodboard in Photoshop, selecting a dreamtime story, analysing existing book cover designs and producing a digital dot piece of work in Photoshop. Students will also have a practical homework in this rotation to produce some drawn design ideas to communicate their book cover ideas.

Rotation 4 (Week 30-39):

In the second half of the project we will work on producing the Digital Book cover design for the 'dreamtime' story chosen. Students will start to put together their design in Photoshop and then develop this. To develop their book cover design students will look at experimenting with colour, fonts, backgrounds, image, layout, blending options and information. Throughout the process of development our students will arrive at a final book cover design and will finally reflect on the progress that they have made throughout the unit by writing an evaluation.



Enrichment

Live Competitions posted on the Schools Social Media website for all students to get involved in.

ADT Enrichment Google Classroom created for students to experiment and create additional pieces of work for fun. There are lots of choices for Graphics students to be able to experiment with Photoshop at home.

Other Enrichment opportunities will be advertised to the students in the first term as these are planned by ADT teachers.



Homework

Students will be given a practical homework in the first rotation to produce some sketched design ideas for their book cover. This encourages drawing, thought into colour/pattern, idea generation as well as awareness of layout and what book covers consist of.

Students have access to Knowledge Organisers to support them with home learning (20:20:20)

A subject drive has been created for all students so that they have access to all materials to help them at home. This is shared with students in lessons.



Assessments


1. Mid point of unit (end of rotation 2)
2. End point of unit (end of rotation 4)

Please note that in Graphics students have only single lessons in comparison to other ADT subjects. This is why the students are assessed at the end of the rotations so that they can make progress over a series of single lessons in the unit of work.

Students are marked in relation to the unit checklist (personalised learning checklist). It is communicated if they are Exceeding, Meeting or are Developing within the subject.



'There are three responses to a piece of design - yes, no and WOW! WOW is the one to aim for.' - Milton Glaser



History Newsletter - Year 7

Useful contacts / information

Rachael Gowdrige
Head of Faculty - Humanities
rgowdrige@brookvalegroby.com

Ana Hall
Head of History
ahall@brookvalegroby.com

Daniel Tagg
Lead Teacher KS3- History
dtagg@brookvalegroby.com



Year 7 are learning this term:

The Invaders: Students are learning about the various different groups that have invaded Britain, and thus make up Britain's cultural heritage. They will study Celts, Romans, Saxons, Vikings, and Normans.

Key Skills: Students will learn about causes and consequences, chronology, and how to describe well in History.



Enrichment

Students will have assemblies on Black History Month

There will be a Black History Month competition before half term.

History are also planning a Historical Bake Sale- where students can bake historical bakes or history themed bakes in aid of the Poppy Appeal



Homework

Students should complete Week 1 - 16 in their homework booklet. All work to be recorded in their booklet or in their planner.

Teacher will check/reward/sanction History homework weekly

Please ensure your children are meeting deadlines.



Assessments

Students complete a baseline assessment in early September

Their first Invaders assessment (on Celts, Romans and Saxons) will take place in weeks 11/12.





Languages Newsletter – Year 7 – Spring 2024

Welcome to the latest newsletter from the MFL Faculty. We would like to keep you up to date on everything we are learning and doing this half term. If you have any questions, please do not hesitate to contact us via email:

salban@brookvalegroby.com



What are we learning this term?

All languages: *Topic: Art.* Students will be learning how to describe shapes, colours and images within pieces of art. They will learn to give their opinions on artworks. Students will be learning about an artist from the region and completing an art project to create a piece of work in the style of the artist.



French: *Niki de St Phalle*

German: *Friedensreich Hundertwasser*

Spanish: *Pablo Picasso*

Knowledge Organiser – Retrieval learning

Weekly tests will be set and available to see on the Google Classroom.

French	German	Spanish
The tests are based on the following Knowledge Organiser Students can also use their Quizlet Classroom to help practise for the weekly quizzes	The tests are based on the following Knowledge Organiser Students can also use their Quizlet Classroom to help practise for the weekly quizzes.	The tests are based on the following Knowledge Organiser Students can also use their Quizlet Classroom to help practise for the weekly quizzes

In MFL we are committed to making sure all students make progress. Please click here for details on how we and you can support your child. [SEND](#) [Learning Strategies](#)

Enrichment

Art Competition: Students in year 7 will be learning about different artists and create a piece of artwork. These will be judged by an expert panel and prizes awarded.

Spelling Bee School Final:

Students will be taking on the class winners to see who is the overall champion in each language.



Homework

Homework is set every week in all Languages.

This will be in the form of a vocabulary (spelling test). See *above* for the list of words.

There will also be revision for assessments at key points in the year.



Assessments

Week beginning 4th March – Reading (German only)

Spanish and French students will be tested after Easter.

Students will prepare for this in class, but can do some revision of the sounds at home – info on Google Classroom



“One language sets you in a corridor for life. Two languages open every door along the way.”



Lifeskills Newsletter - Year 7

Useful contacts / information

Adam Goodger - Faculty Leader (Acting)

agoodger@brookvalegroby.com

Beth Rumming - Faculty Leader

brumming@brookvalegroby.com

Greg Godwin - Deputy Headteacher

ggodwin@brookvalegroby.com



What are we learning this term?

In Lifeskills, students cover topics within three core themes: Health and Wellbeing, Relationships and Living in the Wider World. These themes include our statutory responsibilities to teach about Careers and Relationship and Sex Education. This term, students will be looking at the following topics:

- Careers
- Puberty
- First Aid
- Personal Care

The Lifeskills curriculum is designed to be flexible. While the topics above are planned to be delivered in sequence, these may change to tackle in school or national issues that impact our students. Students have a Lifeskills lesson once every two weeks.



Support

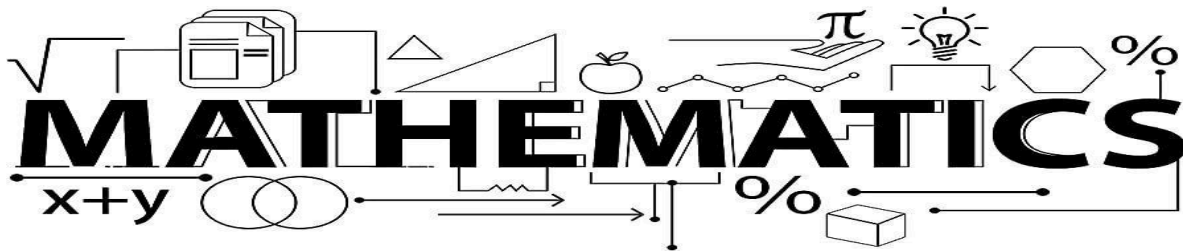
Lifeskills tackles important issues that we believe help to develop a well rounded individual. This means that we have a system of support for students who may find some of the learning challenging. Students are always signposted to support that is available to them in and out of school.

Homework

Students aren't set homework as part of Lifeskills but we encourage them to keep up to date with the latest developments in the local, national and international news. Watching and reading the news is a great way to learn more about the wider world we live in.



“Everyday of your life is another lesson. If you learn the lesson well and apply it; whether positive or negative, you determine what happens in your tomorrow” - David Kofi Awusi



Maths Newsletter - Year 7 (Spring Term)

Useful contacts / information

Paul McPherson - Faculty Leader
pmcpherson@brookvalegroby.com

Stephen Taylor-Fox - Assistant
Faculty Leader (Lead Teacher for
Key Stage 3)
taylor-fox@brookvalegroby.com



What are we learning this term?

During the Spring term we will be covering the following topics:

- Problems with addition and subtraction
- Problems with multiplication and division
- Operations and equations with directed numbers
- Addition and subtraction of fractions



Setting in Mathematics

Students have recently been reset using their Key Stage 2 Mathematics scores, their GL Assessments and their Autumn Assessments. In each band there is a set for the most able (7R1/Ma and 7S1/Ma) and a set for those students requiring additional support (7R5/Ma and 7S4/Ma). All other groups are mixed, middle ability groups.

Enrichment

Sparx Maths help club runs every lunchtime (1:30pm-1:50pm) in G03



Homework

Homework is set every Friday on [Sparx Maths](#) and is due in the following Friday



Assessments

The Spring assessment will take place during the week commencing Monday 11th March



**“Pure mathematics is, in its way, the poetry of logical ideas.”
– Albert Einstein**



Music - Year 7

Useful contacts / information

To find out any information about our Music Curriculum or enrichment please contact

Laura Smith- Head of Performing Arts and Music subject Lead
lsmith@brookvalegroby.com



What are we learning this term?

This term year 7 will be continuing to master their keyboard skills. They are now able to all play a melody with correct hand positioning and are able to read some basic notation. We are beginning this term by looking at chords and harmony. Students will be learning how to perform and compose chord progressions as well as continuing to perform and compose melodies.

In the second part of the term students will look at how chord playing can be transferred to other instruments when we look at how to play the ukulele. Finally the students will bring together the skills that they have learnt to perform a song together using the different instruments.



Enrichment

School Production- Wednesday
3.30-4.30- GDR
Music Ensemble- Thursday lunchtime
GMR
Vocalise with Mrs Woodall - Thursday
3.30-4.30 GDR
Keyboard Club with Mrs Evans Friday
Lunchtime-BMU

Performances- Spring
Mic Date TBC
Beauty and the Beast-
19th- 21st March



Homework

Students complete a weekly quiz using teaching gadget

Login details are on the Google Classroom



Assessments

Ongoing Keyboard Performance

Ukulele skills assessment

Ensemble Performance

Google Form theory and knowledge Test



Music is a world within itself with a language we all understand

Stevie Wonder- Sir duke



PHYSICAL EDUCATION



PE Curriculum Newsletter: Year 7 - Spring Term

Useful contacts / information

Mr Brownett

jbrownett@brookvalegroby.com

Mr Leonard

jleonard@brookvalegroby.com

Mr Lord - Curriculum Leader

mlord@brookvalegroby.com

Miss Maclachlan

amaclachlan@brookvalegroby.com

Mrs Richardson

mrichardson@brookvalegroby.com

Mrs Wiles - Head of KS3 PE

lwiles@brookvalegroby.com

For updates on Twitter/X:
[@bgcl_pe](https://twitter.com/bgcl_pe)



What are we learning this term?

Students have two lessons a week and cover one particular activity for three weeks, so six lessons in total. Over the course of the Spring term students in Year 7 will be covering some of the following activities: basketball, rounders, cricket, badminton, rugby union, gymnastics, hockey and Health Related Fitness.

Each lesson has a 'Know, Grow, Show' objective. The 'Know' objective links in with the rules and regulations of the activity, the 'Grow' objective focuses on LORIC values and the 'Show' objective links with skill and technique development. As the cold weather is upon us can you please ensure that all students bring their PE hoodie to lessons. They are welcome to wear extra layers underneath the hoodie.



Enrichment

The following clubs are open to all Year 7 students. Activities will change again after Easter, so look out for the new timetable then.

Basketball - Tuesday after school until 4:15pm in the Sports Hall

Badminton - Wednesday after school until 4:15pm in the Sports Hall.

Rugby Union - Wednesday after school until 4:15pm.



Homework

Each student will have a rules quiz to complete for homework at the end of each activity block of 6 lessons. These rules quizzes are posted on each group's Google Classroom and are completed digitally using Google Forms. The results from these quizzes allow us to assess students under the 'Know' strand of our assessment policy.



Assessments

We assess students in PE at the end of each activity block. We assess them in three areas:


'Know' - knowledge of rules and regulations.

'Grow' - demonstrating LORIC character values.

'Show' - the ability to perform activity specific skills and tactics under competitive pressure.



'The only one who can tell you 'you can't win' is you, and you don't have to listen'
Jessica Ennis-Hill



Year 7 CaRE

Citizenships and Religious Education Newsletter

Useful contacts / information

Rachael Gowdridge
Head of Faculty - Humanities
rgowdridge@brookvalegroby.com

Laura Seaton
Head of Geography and RS
Lseaton@brookvalegroby.com

Dan Tagg
Head of KS3 History and Citizenship
Dtagg@brookvalegroby.com



Year 7 are learning this term:

Unit 2: British Values

1. Identity
2. What makes a good Citizen?
3. British Values
4. Being British
5. Multiculturalism
6. Immigration
7. Aspects of British Society
 - a. Armed Forces
 - b. The NHS



Humanities Enrichment

•



Homework

Homework is posted weekly on the google classroom and all work is to be recorded in their planner. Teacher will check/reward/sanction homework weekly.

Please ensure your children are meeting deadlines.



Assessments

- 1) Knowledge quiz on British Values?
- 2) 'British Values' formal assessment





Subject Newsletter - Year 7 - (Spring term)

Useful contacts / information

Helen Hawke - Faculty Leader
hhawke@brookvalegroby.com

Dina Gajjar - Asst Faculty Leader (KS3 link / progress lead)
dgajjar@brookvalegroby.com

Ross Dixey - Asst Faculty leader (Tassomai link)
rdixey@brookvalegroby.com



What are we learning this term?

Waves 1 - Sound (Relate changes in the shape of an oscilloscope trace to changes in pitch and volume) and **light** (Use ray diagrams to model how light passes through lenses and transparent materials)

Reactions 1 - Metals and non-metals (Use experimental results to suggest an order of reactivity of various metals) and **Acids and alkalis** (Devise an enquiry to compare how well indigestion remedies work)

Genes 1 - Variation (Graph data relating to variation and explain how it may lead to the survival of a species) and **human reproduction** (Relate advice to pregnant women to ideas about transfer of substances to the embryo)



Enrichment

4th - 8th March: Assemblies
8th - 17th March British Science week
Poster competition
Space Centre speaker



Homework

Science - 2 daily goals on Tassomai



Assessments

End of module tests for all modules



“Nothing in life is to be feared, it is only to be understood. Now is the time to understand more, so that we may fear less.” – Marie Curie



TEXTILES - Year 7 - (All Rotations)

Useful contacts / information

hdepledge@brookvalegroby.com

(Subject Lead (textiles) and
Assistant Faculty Lead)

If you have any questions,
please do not hesitate to
contact your son/daughter's
subject teacher or the Subject
Lead



What are we learning this year?

In year 7 we undertake an Illuminated Manuscript inspired project where students look at the work of Ben Eine.

Students will complete the following tasks;

- Understanding the importance of Health and Safety
- Researching information around a topic
- Designing products to suit a theme
- Learning how to use a sewing machine
- Learning skills through the use of a sewing machine
- Producing a product to meet a given theme
- Trying to be independent in their learning
- Use of knowledge organiser and subsequent testing of their understanding



Enrichment

Live Competitions posted on the
Schools Social Media website for all
students to get involved in.

ADT Enrichment Google Classroom
created for students to experiment
and create additional pieces of work
for fun (these could be added into the
Coursework Portfolio for additional
marks/experimentation).

Extended Support available to support
our students outside of lesson time
with their design work so
that they succeed in the
subject.



Homework

For homework, students are expected
to complete revision of their
knowledge organisers by revising the
relevant section for the week and self
testing in their planners. The sections
expected to be learnt are posted in
the Google Classroom. In the following
lesson students will be quizzed using
their Do Now sheets in lessons.
Students have access to their
Knowledge Organisers on the Google
Classroom and if required can have a
copy printed for them.
A subject drive has been created for
all students so that they have access
to all materials to help
them at home.



Assessments

Students will be assessed in two areas
in year 7, their written work and their
practical work.

Written work consists of research,
designing and evaluating throughout
the project.

Practical work consists of any
experimentation work they produce as
well as the manufacture of their final
product.

Students will be assessed as either
exceeding, meeting or developing in
relation to their work.



'Creativity is intelligence having fun' - Albert Einstein