




YEAR 9



Welcome to our Spring Term Curriculum Newsletter.
In it you will find:

- An introduction to our progress team
- What is being studied in each subject this term

I hope you find this helpful.

Even more information can be found on our website
including our 5 or 7 year learning journeys.



Progress at Brookvale Groby Learning Campus

We would like to thank you in advance for all the hard work and support you will be offering your child as they embrace this year's academic studies.

At school, your child's form tutor, teachers and the year heads will offer support. We also have a whole school progress team which includes:

Ms Dina Gajjar - KS3 Progress Leader (Years 7 - 9)	dgajjar@brookvalegroby.com
Mr Jack Brownnett - KS4 Progress Leader (Years 10 and 11)	jbrownnett@brookvalegroby.com
Miss Taz Johal - Assistant Headteacher, Raising Standards Leader	tjohal@brookvalegroby.com
Ms Carol Hubbard - Deputy Headteacher, Progress and Curriculum	chubbard@brookvalegroby.com

HEAD OF YEAR INFORMATION:

Year 7 - Mrs Tina Rumming	trumming@brookvalegroby.com
Year 8 - Mrs Lucy Driver	ldriver@brookvalegroby.com
Year 9 - Mrs Jo Clarke	jclarke@brookvalegroby.com
Year 10 - Mrs Jayne Jordan	jjordan@brookvalegroby.com
Yr 11 - Mrs Donna Bee	dbee@brookvalegroby.com

All tutor and teacher contact information can be found on our website - www.brookvalegroby.com.

As a team, we will be working with your child to help them make the best possible progress, develop their character and help them understand the importance of kindness and respect.



ART - Year 9 - Oriental Art (Spring Term)

Useful contacts / information

dlaw@brookvalegroby.com

(Subject Lead and Assistant Faculty Lead)

Smamo-curtis@brookvalegroby.com

(Subject Teacher)

If you have any questions, please do not hesitate to contact your son/daughter's subject teacher or the Subject Lead



What are we learning this term?

Rotations 1 & 2 (Weeks 1-20):

In this skills building unit the students will look at traditional and contemporary Oriental Art from across various periods in history. They will complete image analysis and look closely at a variety of art sources and explore how they were created. They will create a moodboard showing influences on the theme and create realistic drawings from actual artefacts. This work is then used to create initial design ideas for the creation of a clay tile. A final design is then created to inform a personal response that will be made in clay - Clay safety forms part of the project. The clay work is then created, fired and painted.

Rotations 3 & 4 (Weeks 21-39):

In the second half of the project, students will work on producing an A3 mixed media art piece based on 'Oriental art.' They will recall the knowledge and the skills gained from the previous rotation and produce a personal response. Homeworks will also form the basis of the creative process. Students will be encouraged to look at a variety of materials and techniques to assist with the creation of the end product.



Enrichment

Live Competitions posted on the Schools Social Media website for all students to get involved in.

ADT Enrichment Google Classroom created for students to experiment and create additional pieces of work for fun. There are lots of choices for art students to be able to experiment with materials at home.

Other Enrichment opportunities will be advertised to the students in the first term as these are planned by ADT teachers.



Homework

Students will be given an extended writing piece of homework alongside a number of research activities to support the ongoing design process.

Students have access to Knowledge Organisers to support them with home learning (20:20:20)

A subject drive has been created for all students so that they have access to all materials to help them at home. This is shared with students in lessons.



Assessments

1. Mid point of unit (Rotations 1 & 3)
2. End point of unit (Rotations 1 & 3)

Please note that students have one 2 hour lesson per week and are given a week to complete independent homeworks. This is why the students are assessed mid way and at the end of the rotations so that they can make progress over a series of 2 hour lessons in the unit of work.

Students are marked in relation to the unit checklist (personalised learning checklist). It is communicated if they are Exceeding, Meeting or are Developing within the subject.



'I like the fact that in ancient Chinese art the great painters always included a deliberate flaw in their work: human creation is never perfect..' - Madeleine L'Engle



BCI - Year 9 - Computing (Spring/Summer Term)

Useful contacts / information

Mrs C Farrer

cfarrer@brookvalegroby.com

(BCI - Faculty Leader)

Mr I King

[@iking@brookvalegroby.com](mailto:iking@brookvalegroby.com)

(KS3 Computing Lead Teacher)

If you have any questions, please do not hesitate to contact your child's Computing Teacher, Subject Lead or Faculty Leader



What are we learning this term?

Rotation 1 (Weeks 1-20):

- Forms of Notation (Flowcharts & Logic Gates)
- Python Programming
- Computational Thinking (Binary & Sorts)

Rotation 2 (Weeks 21-39):

- Computational Thinking (Sorts & Searches)
- Advanced Python Programming (Arrays, Loops, Searches)
- Computer Hardware

Year 9 Computing Personalised Learning Checklist:

[Year 9 Computing PLC](#)



Enrichment

Warhammer Club will run on a Friday after school and will run from 15:30-16:45 and is being led by iking@brookvalegroby.com. Start date TBC but will be after the October half-term break and will run throughout the year.

KS3 Scratch Coding Club being led by iking@brookvalegroby.com

Other Enrichment opportunities will be advertised to students as these are planned by BCI teachers.



Homework

Students will be given knowledge organiser homework alongside research activities to support the project and design work.

Students have access to Knowledge Organisers to support them with home learning (20:20:20).

[Rotation 1: Knowledge Organiser](#)

[Rotation 2: Knowledge Organiser](#)

These have been created for all students so that they have access to all materials to help them at home. This is shared with students in lessons.



Assessments

1. Mid point of unit (programming task)
2. End point of unit (Multiple Choice test)

Please note that students have one 2 hour lesson per week and are given a week to complete independent homeworks. This is why the students are assessed mid way and at the end of the rotations so that they can make progress over a series of 2 hour lessons in the unit of work. Students are marked in relation to the unit checklist (personalised learning checklist). It is communicated if they are Exceeding, Meeting or are Developing within the subject.





DESIGN - Year 9 - ERGONOMICS. (Rotation 2)

Useful contacts / information

cwright@brookvalegroby.com
(Subject Lead for Design)

(Subject Teachers)

If you have any questions, please do not hesitate to contact your son/daughter's subject teacher or the Subject Lead



What are we learning this term?

Rotations 2: Ergonomics and Anthropometrics

This term, Year 9 students will take on a fun and challenging project to look at the measurements of the human body and how they relate to the design and manufacture of day to day products. Students will also be looking at Ergonomics and how this relates to the way we interact with products we use on a daily basis. Students will be introduced to rapid prototyping, creating models that reflect their design ideas based on grips and handles. Students will be working in a number of different materials to improve their knowledge and tool/machine skills over an nine week rotation that will build a satisfactory knowledge base ready for GCSE level in year 10

Re-entering the workshop, the class will review health and safety protocols and tool usage from last rotation, including sessions on the disc sander and coping saw.



Enrichment

Live Competitions posted on the Schools Social Media website for all students to get involved in.

ADT Enrichment Google Classroom created for students to experiment and create additional pieces of work for fun. There are lots of choices for art students to be able to experiment with materials at home.

Other Enrichment opportunities will be advertised to the students in the first term as these are planned by ADT teachers. .



Homework

Students will be given an extended writing piece of homework alongside a number of research / design activities to support the ongoing design process.

Students have access to Knowledge Organisers to support them with home learning (20:20:20). These are on the Google Classroom.

A subject drive has been created for all students so that they have access to all materials to help them at home. This is shared with students in lessons.



Assessments

1. Mid point of ergonomics Project Unit (Rotations 2)
2. End point of Ergonomics Project Unit (Rotation 2)

Please note that students have one 2 hour lesson per week and are given a week to complete independent homeworks. This is why the students are assessed mid way and at the end of the rotations so that they can make progress over a series of 2 hour lessons in the unit of work. Students are marked in relation to the personalised learning checklist in their folders (PLCs). It is communicated if they are Exceeding, Meeting or Developing within the subject.



'I like the fact that in ancient Chinese art the great painters always included a deliberate flaw in their work: human creation is never perfect.' - Madeleine L'Engle

DRAMA



DRAMA - Year 9 - The 39 Steps

Useful contacts / information

Laura Smith - Faculty Leader
lsmith@brookvalegroby.com

Adam Goodger - Assistant
Faculty Leader
agoodger@brookvalegroby.com

Ruth Smith - Drama Teacher
rsmith@brookvalegroby.com



What are we learning this term?

As part of the unit students will continue to build on the 5 basic skills we use when performing: Facial expressions, body language, spatial awareness, voice projection, tone of voice.

This unit begins to expose students to a level of text that they may be expected to study at GCSE. The 39 steps encourages students to consider how we might analyse and study a text's characters, style and genre. It also begins to get students to consider some of the more technical elements of theatre such as lighting and sound. Studying The 39 steps is designed to give students a feel for how we study a text in GCSE Drama.



Enrichment

Junior Drama Club - Monday
lunchtime (Groby Theatre)

School Production -
Wednesday 3:30-4:30 (Groby
Theatre)

Dance Club - Friday lunchtime
(Groby Theatre)



Homework

Using the knowledge
organiser to understand key
terms

Watch live or recorded
performance when they get
the opportunity



Assessments

Students are assessed
throughout the 5 basic skills
plus their use of teamwork
and effort. Students will
perform 2 extracts from the
play encouraging them to
choose contrasting
characters.



"Movies will make you famous; Television will make you rich; But theatre will make you good." -Terrence Mann



English, Media and Library

Year 9 - Spring Term

KS3 Lead: Lizzie Jones

ljones2@brookvalegroby.com

Enrichment: Fran Nolan

f.nolan@brookvalegroby.com

**Senior Faculty Lead:
Amanda Bellamy**

a.bellamy@brookvalegroby.com



What are we learning this term?

Tragedy

- Shakespearean text - Othello or Romeo and Juliet
- Conventions of tragedy
- Analysing Shakespeare's language and creative choices
- Societal and historical influences on the play of choice

Nature in Poetry

- Exploring the world around us through poetry
- Investigating how writers use and create tone
- Writing formal and critical essays
- Critical focus on language and structure



Reading Plus

- Students are completing a reading focused lesson once per week
- Students should complete 4 reading lessons and 1 vocabulary lesson by Sunday evening, which forms part of our 20/20/20 independent daily reading
- Comprehension and fluency reading skills
- Enjoyment of reading widely and often

Enrichment

Lunchtime Library clubs:

Monday: Board game club

Wednesday: Quiet study and reading

Friday: Book club

New Walk Museum trip - TBC

Poetry competition

Sponsored Readathon



Homework

Students have been given their A5 homework booklet to complete and return to class on the day their teacher has selected as 'homework check day'



KO study (10 minutes)

Grammar Practice (10 minutes)

KO's are on Google Classroom

Assessments

Reading Plus Baseline assessment 2 (internal progress)



Week commencing 12th February - Extract from a Shakespearean play exploring language and Tragedy context

"Show me a family of readers, and I will show you the people who move the world."



Food - Year 9 - Afternoon Tea Development

Useful contacts / information

ebayne@brookvalegroby.com

Subject Leader

csharkey@brookvalegroby.com

If you have any questions, please do not hesitate to contact your son/daughter's subject teacher or the Subject Lead



What are we learning this term?

In yr 9 students will spend approx 20 weeks in the food rotation as it will have been an option choice, this is divided into two 10 week rotations. In rotation two Afternoon tea is the main focus looking at its development, presentation and production. Students plan their own afternoon tea researching recipes and producing a working time plan.

Do - now general knowledge is included in written lessons.

Students will make a variety of products in yr 9 these include Bread. Fruit gateaux. Meringues and lemon curd. Paella and their afternoon tea.

Skills are developed through the dishes and students are encouraged to work as independently as possible with practical tasks ready for possible GCSE in yr 10.



Enrichment

An ADT Enrichment Google Classroom created for students.

Students can adapt recipes to suit the needs of people at home.

Research new recipes and cook at home, bringing in pictures to display in school and gain rewards.

Competitions at various times of the year are held.



Homework

Students are responsible for making sure they have the correct ingredients and containers organised ready for practical food lessons. Recipes are given out to students the week before and are posted on the Google classroom. Recipes may be adapted to suit dietary needs.

Students have access to Knowledge Organisers to support them with home learning (20:20:20)

A subject drive has been created for all students so that they have access to all materials to help them at home. This is shared with students in lessons.



Assessments


1. A Mid point assessment is made at week 5 and at the end of the rotation weeks 9 or 10.

Practical lessons are reviewed during each practical lesson and feedback given.

Students are marked in relation to the unit checklist (personalised learning checklist). It is communicated if they are Exceeding, Meeting or are Developing within the subject.



"No one is born a great cook, one learns by doing" - Julia Child



Geography Newsletter - 2023/24 - (Autumn term)

Useful contacts / information

Rachael Gowdridge
Head of Faculty - Humanities
rgowdridge@brookvalegroby.com

Laura Seaton
Head of Geography and RS
Lseaton@brookvalegroby.com



Year 9 are learning this term:

Unit 2: Map skills

1. How to read 4 and 6 figure grid references
2. How to use scale and direction on a map
3. How to read the height of land on a map
4. recognising my local area on a map

Unit 3: Global development

1. Where is the world developed or less developed?
2. What causes these inequalities?
3. How can we reduce the development gap?
4. Case study of 2 countries - HIC and LIC



Humanities Enrichment

- Holocaust memorial day (27th Jan)
- LGBTQ+ assemblies
- World water day (22nd march)
- Year 9 option choices (March)



Homework

Students should complete Week 17-26 in their homework booklet. All work to be recorded in their booklet or in their planner. Teacher will check/reward/sanction geography homework weekly

Please ensure your children are meeting deadlines.



Assessments

- 1) Baseline and knowledge quiz on Map skills
- 2) Map skills formal assessment
- 3) Baseline and knowledge quiz on development issues globally





GRAPHICS - Year 9 - Skills Building

Useful contacts / information

Sdixon@brookvalegroby.com
(Subject Lead and Faculty Lead)
Rpopper@brookvalegroby.com
lsheerin@brookvalegroby.com

If you have any questions, please do not hesitate to contact your son/daughter's subject teacher or the Subject Lead



What are we learning this term?

Rotation 1 & 2 (Weeks 1 - 10 / Weeks 11 - 20):

In this skills building unit the students will look at traditional Aboriginal Art from a Graphic Design perspective. They will choose a 'dreamtime' story and produce a modern day book cover. In the first rotation, our learners start the project by producing a moodboard in Photoshop, selecting a dreamtime story, analysing existing book cover designs and producing a digital dot piece of work in Photoshop. Students will also have a practical homework in this rotation to produce some drawn design ideas to communicate their book cover ideas.

Rotation 3 & 4 (Weeks 21 - 29 / Weeks 30 - 39):

In the second half of the project we will work on Typography skills, learners will explore the possibilities that surround working with Typography in the Graphic Design world. We will explore the use of typography when used in conjunction with paths tools. Using text to shape subjects such as animals in reference to Bembozoo. Students will explore their own use of mixed media by creating their own typography without the use of IT as a creative homework. By exploring all of these techniques students will have the ability to further develop their Photoshop skills ready for core GCSE modules.



Enrichment

Live Competitions posted on the Schools Social Media website for all students to get involved in.

ADT Enrichment Google Classroom created for students to experiment and create additional pieces of work for fun. There are lots of choices for Graphics students to be able to experiment with Photoshop at home.

Other Enrichment opportunities will be advertised to the students in the first term as these are planned by ADT teachers.



Homework

Students will be given practical homework in the first and second rotations. In the first rotation students will be asked to create handmade Mandalas inspired by Ross Holden. In the second rotation students will be asked to make hand made type. This affirms the importance of mixed media and experimentation outside of technology.

Students have access to Knowledge Organisers to support them with home learning (20:20:20)

A subject drive has been created for all students so that they have access to all materials to help them at home. This is shared with students in lessons.



Assessments


1. 3 x Assessment points take place in Rotation 1
2. 3 x Assessment points take place in Rotation 2

Please note that in Graphics the first rotation sees the students complete 3 x mini skills building units and then in their next rotation they complete a larger skills building unit. This is why the assessments are structured the way that they are.

Students are marked in relation to the unit checklist (personalised learning checklist). It is communicated if they are Exceeding, Meeting or are Developing within the subject.



"Creativity is nothing but the way to solve new problems." - Diana Santos



History Newsletter - 2023/24 - (Autumn term)

Useful contacts / information

Rachael Gowdrige
Head of Faculty - Humanities
rgowdrige@brookvalegroby.com

Ana Hall
Head of History
ahall@brookvalegroby.com

Daniel Tagg
Lead Teacher KS3- History
dtagg@brookvalegroby.com



Year 9 are learning this term:

Civil Rights at Home and Abroad: Students are learning about womens' suffrage in the UK, before recapping Year 7 work on the British Empire and moving into the Transatlantic Slave Trade. They will then be looking at how slaves were treated in America, the American Civil War, the Ku Klux Klan and African Americans' role in WWII.

Key Skills Learned: Students will be continuing understanding of describing and explaining causes and consequence, as well as working on analysis of primary sources and interpretations.



Enrichment

Students will have assemblies on Black History Month

There will be a Black History Month competition before half term.

History are also planning a Historical Bake Sale- where students can bake historical bakes or history themed bakes in aid of the Poppy Appeal



Homework

Students should complete Week 1 - 16 in their homework booklet. All work to be recorded in their booklet or in their planner. Teacher will check/reward/sanction History homework weekly

Please ensure your children are meeting deadlines.



Assessments

Week 5/6: Womens' Suffrage Assessment

Week 11/12: Slavery assessment





Languages Newsletter – Year 9 – Spring 2024

Welcome to the latest newsletter from the MFL Faculty. We would like to keep you up to date on everything we are learning and doing this half term. If you have any questions, please do not hesitate to contact us via email:

salban@brookvalegroby.com



What are we learning this term?

Single language Learners & Dual language Learners



All languages: Film. Students will be learning how to describe films and give extended opinions using the past tense. Students will also study a film and historical context:

Spanish – Voces Inocentes

German – Das Wunder von Bern

French – Neuilly sa Mere

Knowledge Organiser – Retrieval learning

Weekly tests will be set and available to see on the Google Classroom.

French single language	German single language	Spanish single language
The tests are based on the following Knowledge Organiser Students can also use their Quizlet Classroom to help practise for the weekly quizzes	The tests are based on the following Knowledge Organiser Students can also use their Quizlet Classroom to help practise for the weekly quizzes.	The tests are based on the following Knowledge Organiser Students can also use their Quizlet Classroom to help practise for the weekly quizzes
French dual language	German dual language	Spanish dual language
Knowledge Organiser Quizlet Classroom	Knowledge Organiser Quizlet Classroom	Knowledge Organiser Quizlet Classroom

Enrichment

Choosing Options:

Students in year 9 will be choosing their options during the spring term. Think carefully about whether language will enhance your CV. The homework load will increase significantly .



Homework

Homework is set every week in all Languages.

This will be in the form of a vocabulary (spelling test). See *above for the list of words.*

There will also be revision for assessments at key points in the year.



Assessments

Single language learners:

G/Sp: Week beginning 11th March – Writing assessment

F: Week beginning 5th February – Writing assessment


Dual Language Learners:

G: Week beginning 15th January – Listening assessment

G: Week beginning 5th February – Spelling assessment

F/Sp: Week beginning 12th February – Transcription

F/Sp: Week beginning 18th March - Listening



“One language sets you in a corridor for life. Two languages open every door along the way.”



Lifeskills Newsletter - Year 9

Useful contacts / information

Adam Goodger - Faculty Leader (Acting)

agoodger@brookvalegroby.com

Beth Rumming - Faculty Leader

brumming@brookvalegroby.com

Greg Godwin - Deputy Headteacher

ggodwin@brookvalegroby.com



What are we learning this term?

In Lifeskills, students cover topics within three core themes: Health and Wellbeing, Relationships and Living in the Wider World. These themes include our statutory responsibilities to teach about Careers and Relationship and Sex Education. This term, students will be looking at the following topics:

- Contraception
- STI's
- Understanding healthy sexual relationships
- FGM
- Preparation for options
- Careers

The Lifeskills curriculum is designed to be flexible. While the topics above are planned to be delivered in sequence, these may change to tackle in school or national issues that impact our students. Students have a Lifeskills lesson once a week.



Support

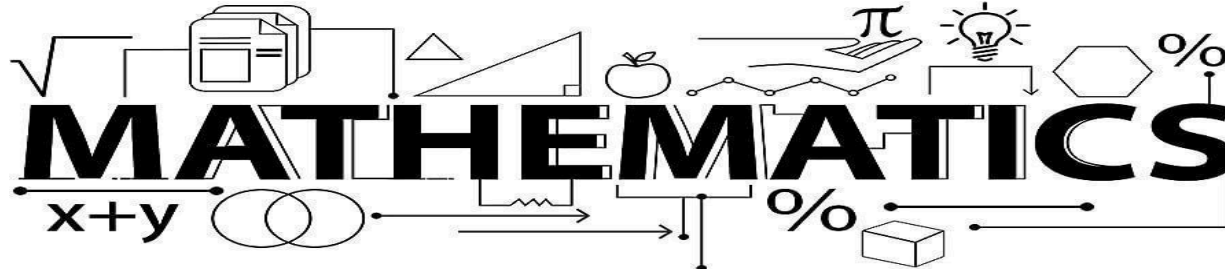
Lifeskills tackles important issues that we believe help to develop a well rounded individual. This means that we have a system of support for students who may find some of the learning challenging. Students are always signposted to support that is available to them in and out of school.

Homework

Students aren't set homework as part of Lifeskills but we encourage them to keep up to date with the latest developments in the local, national and international news. Watching and reading the news is a great way to learn more about the wider world we live in.



"Everyday of your life is another lesson. If you learn the lesson well and apply it; whether positive or negative, you determine what happens in your tomorrow" - David Kofi Awusi



Subject Newsletter - Year 9 - (Spring Term)

Useful contacts / information

Paul McPherson - Faculty Leader
pmcpherson@brookvalegroby.com

Stephen Taylor-Fox - Assistant
Faculty Leader (Lead Teacher for
Key Stage 3)
taylor-fox@brookvalegroby.com



What are we learning this term?

During the Spring term we will be covering the following topics:

- Maths and money
- Deductions
- Rotation and translation
- Pythagoras' Theorem



Setting in Mathematics

Students have been reset based on their Year 8 Summer Assessment, their latest GL Assessment and their Autumn Assessment. We look at the setting following each term's Assessment to see if there are any students who are massively out of place.

Enrichment

Sparx Maths help club runs every lunchtime (1:30pm-1:50pm) in G03



Homework

Homework is set every Thursday on [Sparx Maths](#) and is due in the following Thursday



Assessments

The Spring assessment will take place during the week commencing Monday 4th March



**"Pure mathematics is, in its way, the poetry of logical ideas."
– Albert Einstein**



Music - Year 9- Rotation 2

Useful contacts / information

To find out any information about our Music Curriculum or enrichment please contact

Laura Smith- Head of Performing Arts and Music subject Lead
lsmith@brookvalegroby.com



What are we learning this term?

This rotation year 9 are going to really focus on developing both their keyboard technique and their composition skills.

The topic we are looking at is all about protest songs. We begin by spending some time looking and analysing 'Imagine' by John Lennon. Students will perform parts of the song, exploring how it has been constructed before embarking on composing their own protest song.

Students will be primarily using the keyboard but will also have the opportunity to sing and will record their songs using music technology.



Enrichment

School Production- Wednesday
3.30-4.30- GDR
Music Ensemble- Thursday lunchtime
GMR
Vocalise with Mrs Woodall - Thursday
3.30-4.30 GDR

Performances- Spring
Mic Date TBC
Beauty and the Beast-
19th- 21st March



Homework

Students complete a weekly quiz using teaching gadget

Login details are on the Google Classroom



Assessments

Ongoing Keyboard Performance

Protest Song Composition

Google Form theory and knowledge Test




Music is a world within itself with a language we all understand

Stevie Wonder- Sir duke



PHYSICAL EDUCATION



PE Curriculum Newsletter: Year 9 - Spring Term

Useful contacts / information

Mr Brownnett

jbrownnett@brookvalegroby.com

Mr Leonard

jleonard@brookvalegroby.com

Mr Lord - Curriculum Leader

mlord@brookvalegroby.com

Miss Maclachlan

amaclachlan@brookvalegroby.com

Mrs Richardson

mrichardson@brookvalegroby.com

Mrs Wiles - Head of KS3 PE

lwiles@brookvalegroby.com

For updates on Twitter/X:
[@bgglc_pe](https://twitter.com/bgglc_pe)



What are we learning this term?

Students have chosen their teaching groups this year and have opted into either a GCSE PE/CNAT Sport preparation group, a creative activities group or a games group. Over the course of the Spring term, depending on the group they are in, students will cover some of the following activities: Health Related Fitness, hockey, basketball, dance, zumba, badminton, volleyball, rugby union, orienteering and softball. The GCSE PE/CNAT Sport groups will be set two pieces of theory work this half-term to prepare them for Key Stage 4 study. This work will be set as homework using a platform called The Everlearner.

As the cold weather is upon us can you please ensure that all students bring their PE hoodie to lessons. They are welcome to wear extra layers underneath the hoodie.



Enrichment

The following clubs are open to all Year 9 students. Activities will change again after Easter, so look out for the new timetable then.

Basketball - Tuesday after school until 4:15pm in the Sports Hall

Badminton - Wednesday after school until 4:15pm in the Sports Hall.

Rugby Union - Wednesday after school until 4:15pm.

House competitions will start on Tuesday lunch times soon.



Homework

Each student will have a rules quiz to complete for homework at the end of each activity block of 6 lessons. These rules quizzes are posted on each group's Google Classroom and are completed digitally using Google Forms. The results from these quizzes allow us to assess students under the 'Know' strand of our assessment policy.



Assessments

We assess students in PE at the end of each activity block. We assess them in three areas:


'Know' - knowledge of rules and regulations.

'Grow' - demonstrating LORIC character values.

'Show' - the ability to perform activity specific skills and tactics under competitive pressure.



'I've failed over and over and over again in my life and that is why I succeed.'
Michael Jordan



Year 9 **CaRE** **C**itizenships **a**nd **R**eligious **E**ducation Newsletter

Useful contacts / information

Rachael Gowdridge
Head of Faculty - Humanities
rgowdridge@brookvalegroby.com

Laura Seaton
Head of Geography and RS
Lseaton@brookvalegroby.com

Dan Tagg
Head of KS3 History and Citizenship
Dtagg@brookvalegroby.com



Year 9 are learning this term:

Unit 2: Rights and Responsibilities

1. Moral and Legal Rights
2. Human Rights
3. Age-related Rights
4. Hate Crimes
5. Does/should Britain have a 'Free Press'?
6. Freedoms to Protest
7. Creating a Campaign for Change
8. Rights in Conflict



Humanities Enrichment

•



Homework

Homework is posted weekly on the google classroom and all work is to be recorded in their planner. Teacher will check/reward/sanction homework weekly.

Please ensure your children are meeting deadlines.



Assessments

- 1) Knowledge quiz on 'Rights and Responsibilities'
- 2) 'Rights and Responsibilities' formal assessment





Subject Newsletter - Year 9 - (Spring term)

Useful contacts / information

Helen Hawke - Faculty Leader
hhawke@brookvalegroby.com

Dina Gajjar - Asst Faculty
Leader (KS3 link / progress
lead)
dgajjar@brookvalegroby.com

Ross Dixey - Asst Faculty
leader (Tassomai link)
rdixey@brookvalegroby.com



What are we learning this term?

Transition skills topic

We will start GCSE modules, these topics will be covered until the end of the year:

B1 Cell Biology

C1 Atomic structure and the periodic table

P3 Particle model of matter



Enrichment

4th - 8th March: Assemblies
8th - 17th March British
Science week
Poster competition



Homework

Science - 2 daily goals on
Tassomai



Assessments

End of module tests for all
modules



“Nothing in life is to be feared, it is only to be understood. Now is the time to understand more, so that we may fear less.” – Marie Curie



TEXTILES - Year 9 - (All Rotations)

Useful contacts / information

hdepledge@brookvalegroby.com

(Subject Lead (textiles) and Assistant Faculty Lead)

If you have any questions, please do not hesitate to contact your son/daughter's subject teacher or the Subject Lead



What are we learning this term?

Rotation 1: Skills and Techniques

In the first rotation students will further develop skills they have previously used whilst also learning about new ones. They will build up a portfolio of samples for a wide range of skills and techniques including seams, patchwork, applique, colouring techniques, weaving, embroidery along with others. Each sample will be evaluated giving its strengths and targets.

Rotation 2: Product Production

In the second rotation students will independently manufacture a product using the techniques they learnt and practised in the first rotation. They will decide on which skills and techniques they like and use these in the manufacture of a child's play mat, investigating how they can stimulate the user's senses through touch, texture and sound. Students will be encouraged to work as independently as possible whilst being creative and imaginative in their product manufacture.



Enrichment

Live Competitions posted on the Schools Social Media website for all students to get involved in.

ADT Enrichment Google Classroom created for students to experiment and create additional pieces of work for fun (these could be added into the Coursework Portfolio for additional marks/experimentation).

Extended Support available to support our students outside of lesson time with their design work so that they succeed in the subject.



Homework

For homework, students are expected to complete revision of their knowledge organisers by revising the relevant section for the week and self testing in their planners. The sections expected to be learnt are posted in the Google Classroom. In the following lesson students will be quizzed using their Do Now sheets in lessons. Students have access to their Knowledge Organisers on the Google Classroom and if required can have a copy printed for them. A subject drive has been created for all students so that they have access to all materials to help them at home.



Assessments

Students will be assessed in two areas in year 9, their written work and their practical work.

Written work consists of designing and evaluating throughout the project.

Practical work consists of any experimentation work they produce as well as the manufacture of their final product.

Students will be assessed as either exceeding, meeting or developing in relation to their work.



'Design is thinking made visual' - Saul Bass

