




# YEAR 9



Welcome to our Autumn Term Curriculum Newsletter. In it you will find:

- An introduction to our progress team
- What is being studied in each subject this term

I hope you find this helpful. Even more information can be found on our website including our 5 or 7 year learning journeys.



## Progress at Brookvale Groby Learning Campus

We would like to thank you in advance for all the hard work and support you will be offering your child as they embrace this year's academic studies.

At school, your child's form tutor, teachers and the year heads will offer support. We also have a whole school progress team which includes:

Ms Dina Gajjar - KS3 Progress lead (years 7-9)	<a href="mailto:dgajjar@brookvalegroby.com">dgajjar@brookvalegroby.com</a>
Mr Jack Brownnett - KS4 Progress Leader (Years 10 and 11)	<a href="mailto:jbrownnett@brookvalegroby.com">jbrownnett@brookvalegroby.com</a>
Miss Taz Johal - Assistant Headteacher, Raising Standards Leader	<a href="mailto:tjohal@brookvalegroby.com">tjohal@brookvalegroby.com</a>
Ms Carol Hubbard - Deputy Headteacher, Progress and Curriculum	<a href="mailto:chubbard@brookvalegroby.com">chubbard@brookvalegroby.com</a>

Year Head information:

Year 7 - Mrs Tina Rumming	<a href="mailto:trumming@brookvalegroby.com">trumming@brookvalegroby.com</a>
Year 8 - Mrs Lucy Driver	<a href="mailto:ldriver@brookvalegroby.com">ldriver@brookvalegroby.com</a>
Year 9 - Mrs Jo Clarke	<a href="mailto:jclarke@brookvalegroby.com">jclarke@brookvalegroby.com</a>
Year 10 - Mrs Jayne Jordan	<a href="mailto:jjordan@brookvalegroby.com">jjordan@brookvalegroby.com</a>
Yr 11 - Mrs Donna Bee	<a href="mailto:dbee@brookvalegroby.com">dbee@brookvalegroby.com</a>

All tutor and teacher contacts can be found on the website.

As a team, we will be working with your child to help them make the best possible progress, develop their character and help them understand the importance of kindness and respect.



# ART - Year 9 - Oriental Art (Autumn Term)

## Useful contacts / information

[dlaw@brookvalegroby.com](mailto:dlaw@brookvalegroby.com)

(Subject Lead and Assistant Faculty Lead)

[Smamo-curtis@brookvalegroby.com](mailto:Smamo-curtis@brookvalegroby.com)

(Subject Teacher)

If you have any questions, please do not hesitate to contact your son/daughter's subject teacher or the Subject Lead



## What are we learning this term?

### Rotations 1 & 2 (Weeks 1-20):

In this skills building unit the students will look at traditional and contemporary Oriental Art from across various periods in history. They will complete image analysis and look closely at a variety of art sources and explore how they were created. They will create a moodboard showing influences on the theme and create realistic drawings from actual artefacts. This work is then used to create initial design ideas for the creation of a clay tile. A final design is then created to inform a personal response that will be made in clay - Clay safety forms part of the project. The clay work is then created, fired and painted.

### Rotations 3 & 4 (Weeks 21-39):

In the second half of the project, students will work on producing an A3 mixed media art piece based on 'Oriental art.' They will recall the knowledge and the skills gained from the previous rotation and produce a personal response. Homeworks will also form the basis of the creative process. Students will be encouraged to look at a variety of materials and techniques to assist with the creation of the end product.



## Enrichment

Live Competitions posted on the Schools Social Media website for all students to get involved in.

ADT Enrichment Google Classroom created for students to experiment and create additional pieces of work for fun. There are lots of choices for art students to be able to experiment with materials at home.

Other Enrichment opportunities will be advertised to the students in the first term as these are planned by ADT teachers.



## Homework

Students will be given an extended writing piece of homework alongside a number of research activities to support the ongoing design process.

Students have access to Knowledge Organisers to support them with home learning (20:20:20)

A subject drive has been created for all students so that they have access to all materials to help them at home. This is shared with students in lessons.



## Assessments

1. Mid point of unit (Rotations 1 & 3)
2. End point of unit (Rotations 1 & 3)

Please note that students have one 2 hour lesson per week and are given a week to complete independent homeworks. This is why the students are assessed mid way and at the end of the rotations so that they can make progress over a series of 2 hour lessons in the unit of work. Students are marked in relation to the unit checklist (personalised learning checklist). It is communicated if they are Exceeding, Meeting or are Developing within the subject.



**'I like the fact that in ancient Chinese art the great painters always included a deliberate flaw in their work: human creation is never perfect..' - Madeleine L'Engle**



## BCI - Year 9 - Computing (Autumn/Spring Term)

### Useful contacts / information

Mrs C Farrer

[cfarrer@brookvalegroby.com](mailto:cfarrer@brookvalegroby.com)

(BCI - Faculty Leader)

Mr I King

[iking@brookvalegroby.com](mailto:iking@brookvalegroby.com)

(KS3 Computing Lead Teacher)

If you have any questions, please do not hesitate to contact your child's Computing Teacher, Subject Lead or Faculty Leader



### What are we learning this term?

Rotation 1 (Weeks 1-20):

- Forms of Notation (Flowcharts & Logic Gates)
- Python Programming
- Computational Thinking (Binary & Sorts)

**Year 9 Computing Personalised Learning Checklist:**

- Year 9 Computing PLC.pdf

**Year 9 Computing Knowledge Organiser:**

- #1 Year 9 Computing Rotation 1 KO 2021.pdf

**Digital Learning Resources:**

Forms of Notation - [Flowchart revision](#)

Python Programming - [Trinket Python](#) and [Programming revision](#)



### Enrichment

Warhammer Club will run on a Friday after school and will run from 15:30-16:45 and is being led by [iking@brookvalegroby.com](mailto:iking@brookvalegroby.com).

KS3 Scratch Coding Club being led by [iking@brookvalegroby.com](mailto:iking@brookvalegroby.com) Start date TBC but will be after the October half-term break and will run throughout the year.

Other Enrichment opportunities will be advertised to students as these are planned by BCI teachers.



### Homework

A weekly knowledge organiser quiz will take place in class. Therefore, students must use their knowledge organisers to focus on subject specific terminology that links to the current unit of study. Students should practise learning key computing words with self-quizzing and writing them in sentences (evidenced in their student planner).

Revision for each end of unit assessment with use of the knowledge organiser for the unit and BBC Bitesize Computing resources.



### Assessments

**1. End of topic Python project**

**2. End of unit google form assessment**

Students are marked in relation to the unit checklist (personalised learning checklist). It is communicated if they are Exceeding, Meeting or are Developing within the subject during the term 1 reporting round.







# DESIGN - Year 9 - Clock Project (Rotation 1)

## Useful contacts / information

[cwright2@brookvalegroby.com](mailto:cwright2@brookvalegroby.com)  
(Subject Lead for Design)

(Subject Teachers)

If you have any questions, please do not hesitate to contact your son/daughter's subject teacher or the Subject Lead



## What are we learning this term?

### Rotations 1 (Weeks 1-20):

This term, Year 9 students will take on a fun and challenging project to design and craft their own abstract clocks. Initially, they'll explore the concept of 'abstract,' backed by examples and key terms. Students will create moodboards and draft a design brief, along with two preliminary sketches, all subject to self and peer assessment.

To expand their design skills, they'll sketch four quick designs focused on drilled hole and jigsaw patterns, followed by an evaluation to refine their final clock design. Transitioning from paper to practice, students will build paper prototypes for modelling and testing purposes.

Re-entering the workshop, the class will review health and safety protocols and tool usage from last year, including sessions on the disc sander and coping saw.

Finally, students will manufacture and finish their clocks, choosing from various paint techniques for a personal touch



## Enrichment

Live Competitions posted on the Schools Social Media website for all students to get involved in.

ADT Enrichment Google Classroom created for students to experiment and create additional pieces of work for fun. There are lots of choices for art students to be able to experiment with materials at home.

Other Enrichment opportunities will be advertised to the students in the first term as these are planned by ADT teachers. .



## Homework

Students will be given an extended writing piece of homework alongside a number of research / design activities to support the ongoing design process.

Students have access to Knowledge Organisers to support them with home learning (20:20:20). These are on the Google Classroom.

A subject drive has been created for all students so that they have access to all materials to help them at home. This is shared with students in lessons.



## Assessments

1. Mid point of Clock Project Unit (Rotations 1)
2. End point of Clock Project Unit (Rotation 1)

Please note that students have one 2 hour lesson per week and are given a week to complete independent homeworks. This is why the students are assessed mid way and at the end of the rotations so that they can make progress over a series of 2 hour lessons in the unit of work. Students are marked in relation to the personalised learning checklist in their folders (PLCs). It is communicated if they are Exceeding, Meeting or Developing within the subject.



**'I like the fact that in ancient Chinese art the great painters always included a deliberate flaw in their work: human creation is never perfect..'** - Madeleine L'Engle

# DRAMA



## DRAMA - Year 9 - World War 1

### Useful contacts / information

Laura Smith - Faculty Leader  
[lsmith@brookvalegroby.com](mailto:lsmith@brookvalegroby.com)

Adam Goodger - Assistant Faculty Leader  
[agoodger@brookvalegroby.com](mailto:agoodger@brookvalegroby.com)

Ruth Smith - Drama Teacher  
[rsmith@brookvalegroby.com](mailto:rsmith@brookvalegroby.com)



### What are we learning this term?

As part of the unit students will continue to build on the 5 basic skills we use when performing: Facial expressions, body language, spatial awareness, voice projection, tone of voice.

This unit begins to build on the idea of devising their own work from a stimulus and begins to incorporate more specific techniques in how to build a performance in rehearsal. This includes techniques such as: sustaining character, using persuasive language as well as language applicable to an era, hot seating, forum theatre and narration. The unit also introduces Theatre in Education as a style of performance.



### Enrichment

**Junior Drama Club** - Monday lunchtime (Groby Theatre)

**School Production** - Wednesday 3:30-4:30 (Groby Theatre)

**Dance Club** - Friday lunchtime (Groby Theatre)



### Homework

Using the knowledge organiser to understand key terms

Watch live or recorded performance when they get the opportunity



### Assessments

Students are assessed throughout the 5 basic skills plus their use of teamwork and effort. Students will complete a piece of theatre in education as their final assessment.



**“Through Theatre and Drama... we come to recognise and feel for those who are different from us and, in doing so, we recognise our common humanity and their struggles become ours” - Jonathan Needham**



# English, Media and Library

## Year 9 - (Autumn term)

**KS3 Lead: Lizzie Jones**

[ljones2@brookvalegroby.com](mailto:ljones2@brookvalegroby.com)

**Enrichment: Fran Nolan**

[fnolan@brookvalegroby.com](mailto:fnolan@brookvalegroby.com)

**Senior Faculty Lead:**

**Amanda Bellamy**

[abellamy@brookvalegroby.com](mailto:abellamy@brookvalegroby.com)



### What are we learning this term?

#### *Speech is power - the spoken word*

- transcripts of spoken language
- language analysis
- writing to convey a point of view
- audio-visual texts

#### *A Christmas Carol*

- introduction to GCSE Literature text
- narrative, character, context
- audio-visual text



If you have overdue books from the library could you please return them ASAP.

### Enrichment

Lunchtime Library clubs:

**Monday:** Board game club

**Wednesday:** Quiet study and reading

**Friday:** Book club

Watch out for details regarding our new **Reading Plus** programme for KS3!



### Homework

Students have been given their A5 homework booklet to complete and return to class on the day their teacher has selected as 'homework check day'



**KO study (10 minutes)**  
**Grammar Practice (10 minutes)**  
KO's are on Google Classroom

### Assessments

week commencing 9th October - spoken language and rhetoric analysis



*"Show me a family of readers, and I will show you the people who move the world."*



# Food - Year 9 – Development of Food Skills

## Useful contacts / information

[ebrayne@brookvalegroby.com](mailto:ebrayne@brookvalegroby.com)

Subject Leader

[splatt@brookvalegroby.com](mailto:splatt@brookvalegroby.com)

[rpopper@brookvalegroby.com](mailto:rpopper@brookvalegroby.com)

If you have any questions, please do not hesitate to contact your son/daughter's subject teacher or the Subject Lead



## What are we learning this term?

In year 9 students will spend approximately 20 weeks in the food rotation as it will have been an option choice, this is divided into two 10-week rotations. The first rotation looks at health and safety. Nutrients and the consequences of a poor diet. It considers different dietary groups and their specific needs. Food development is researched and the wants and needs of groups are identified. Students learn how to adapt a recipe looking at alternative ingredients. Food and the environment is researched.

Do-Now general knowledge is included in written lessons and supports students learning of the weekly set knowledge organiser tasks.

Students will make a variety of products in year 9 these include Curry, Chickpea burger, Asian food dish, Samosa and Quiche.

Skills are developed through the dishes and students are encouraged to work as independently as possible with practical tasks ready for possible GCSE in year 10.



## Enrichment

An ADT Enrichment Google Classroom created for students.

Students can adapt recipes to suit the needs of people at home.

Research new recipes and cook at home, bringing in pictures to display in school and gain rewards.

Competitions at various times of the year are held.



## Homework

Students are responsible for making sure they have the correct ingredients and containers organised ready for practical food lessons. Recipes are given out to students the week before and are posted on the Google classroom. Recipes may be adapted to suit dietary needs.

Students have access to Knowledge Organisers to support them with home learning (20:20:20)

A subject drive has been created for all students so that they have access to all materials to help them at home. This is shared with students in lessons.



## Assessments

1. A Mid point assessment is made at week 5 and at the end of the rotation weeks 9 or 10.


Practical lessons are reviewed during each practical lesson and feedback given.

Students are marked in relation to the unit checklist (personalised learning checklist). It is communicated if they are Exceeding, Meeting or are Developing within the subject.



**"No one is born a great cook, one learns by doing" - Julia Child**





## Geography Newsletter - 2023/24 - (Autumn term)

### Useful contacts / information

Rachael Gowdridge  
Head of Faculty - Humanities  
[rgowdridge@brookvalegroby.com](mailto:rgowdridge@brookvalegroby.com)

Laura Seaton  
Head of Geography and RS  
[Lseaton@brookvalegroby.com](mailto:Lseaton@brookvalegroby.com)



### Year 9 are learning this term:

#### Unit 1: Coasts

1. How do coasts and tides work?
2. The process of erosion, transportation, deposition and weathering
3. Understand how these processes create different coastal landforms
4. Coastal landforms include: Caves, arches, stacks, stumps, headlands, bays
5. How hard and soft engineering reduces erosion at the coast
6. A study of coastal erosion at Happisburgh



### Humanities Enrichment

- Black History month assembly



### Homework

Students should complete Week 1 - 14 in their homework booklet.  
All work to be recorded in their booklet or in their planner.  
Teacher will check/reward/sanction geography homework weekly

Please ensure your children are meeting deadlines



### Assessments

- 1) Baseline and knowledge quiz on Coasts
- 2) Coasts formal assessment





# GRAPHICS - Year 9 - Skills Building

## Useful contacts / information

[Sdixon@brookvalegroby.com](mailto:Sdixon@brookvalegroby.com)  
(Subject Lead and Faculty Lead)  
[Rpopper@brookvalegroby.com](mailto:Rpopper@brookvalegroby.com)  
[lsheerin@brookvalegroby.com](mailto:lsheerin@brookvalegroby.com)

If you have any questions, please do not hesitate to contact your son/daughter's subject teacher or the Subject Lead



## What are we learning this term?

### Rotation 1 & 2 (Week 1 - 10):

In this skills building unit the students will look at traditional Aboriginal Art from a Graphic Design perspective. They will choose a 'dreamtime' story and produce a modern day book cover. In the first rotation, our learners start the project by producing a moodboard in Photoshop, selecting a dreamtime story, analysing existing book cover designs and producing a digital dot piece of work in Photoshop. Students will also have a practical homework in this rotation to produce some drawn design ideas to communicate their book cover ideas.

### Rotation 3 & 4 (Week 30 - 39):

In the second half of the project we will work on Typography skills, learners will explore the possibilities that surround working with Typography in the Graphic Design world. We will explore the use of typography when used in conjunction with paths tools. Using text to shape subjects such as animals in reference to Bembozoo. Students will explore their own use of mixed media by creating their own typography without the use of IT as a creative homework. By exploring all of these techniques students will have the ability to further develop their Photoshop skills ready for core GCSE modules.



## Enrichment

Live Competitions posted on the Schools Social Media website for all students to get involved in.

ADT Enrichment Google Classroom created for students to experiment and create additional pieces of work for fun. There are lots of choices for Graphics students to be able to experiment with Photoshop at home.

Other Enrichment opportunities will be advertised to the students in the first term as these are planned by ADT teachers.



## Homework

Students will be given practical homework in the first and second rotations. In the first rotation students will be asked to create handmade Mandalas inspired by Ross Holden. In the second rotation students will be asked to make hand made type. This affirms the importance of mixed media and experimentation outside of technology.

Students have access to Knowledge Organisers to support them with home learning (20:20:20)

A subject drive has been created for all students so that they have access to all materials to help them at home. This is shared with students in lessons.



## Assessments


1. Mid point of unit (end of rotation 2)
2. End point of unit (end of rotation 4)

Please note that in Graphics students have only single lessons in comparison to other ADT subjects. This is why the students are assessed at the end of the rotations so that they can make progress over a series of single lessons in the unit of work.

Students are marked in relation to the unit checklist (personalised learning checklist). It is communicated if they are Exceeding, Meeting or are Developing within the subject.



**"Creativity is nothing but the way to solve new problems." - Diana Santos**



## History Newsletter - 2023/24 - (Autumn term)

### Useful contacts / information

Rachael Gowdrige  
Head of Faculty - Humanities  
[rgowdrige@brookvalegroby.com](mailto:rgowdrige@brookvalegroby.com)

Ana Hall  
Head of History  
[ahall@brookvalegroby.com](mailto:ahall@brookvalegroby.com)

Daniel Tagg  
Lead Teacher KS3- History  
[dtagg@brookvalegroby.com](mailto:dtagg@brookvalegroby.com)



### Year 9 are learning this term:

**Civil Rights at Home and Abroad:** Students are learning about womens' suffrage in the UK, before recapping Year 7 work on the British Empire and moving into the Transatlantic Slave Trade. They will then be looking at how slaves were treated in America, the American Civil War, the Ku Klux Klan and African Americans' role in WWII.

**Key Skills Learned:** Students will be continuing understanding of describing and explaining causes and consequence, as well as working on analysis of primary sources and interpretations.



### Enrichment

Students will have assemblies on Black History Month

There will be a Black History Month competition before half term.

History are also planning a Historical Bake Sale- where students can bake historical bakes or history themed bakes in aid of the Poppy Appeal



### Homework

Students should complete Week 1 - 16 in their homework booklet. All work to be recorded in their booklet or in their planner. Teacher will check/reward/sanction History homework weekly

**Please ensure your children are meeting deadlines.**



### Assessments

**Week 5/6:** Womens' Suffrage Assessment

**Week 11/12:** Slavery assessment





# Languages Newsletter – Year 9 – Autumn 2023

Welcome to the latest newsletter from the MFL Faculty. We would like to keep you up to date on everything we are learning and doing this half term. If you have any questions, please do not hesitate to contact us via email:

[salban@brookvalegroby.com](mailto:salban@brookvalegroby.com)



## What are we learning this term?



### Single language Learners

*All languages: Geography, Holidays.* Students will learn about the country of the language they are studying, learn how to compare this to where we live. They will also learn how to describe a recent holiday and a dream holiday.

### Dual language Learners

*All Language: School.* Students will learn how to describe their subjects, their likes and dislikes with reasons and talk about their future plans after school.

## Knowledge Organiser – Retrieval learning

Weekly tests will be set and available to see on the Google Classroom.

French single language	German single language	Spanish single language
The tests are based on the following <a href="#">knowledge organiser</a>	The tests are based on the following <a href="#">Knowledge Organiser</a>	The tests are based on the following <a href="#">Knowledge Organiser</a>
Students can also use their <a href="#">Quizlet Classroom</a> to help practise for the weekly quizzes	Students can also use their <a href="#">Quizlet Classroom</a> to help practise for the weekly quizzes.	Students can also use their <a href="#">Quizlet Classroom</a> to help practise for the weekly quizzes
French dual language	German dual language	Spanish dual language
<a href="#">Knowledge Organiser</a> <a href="#">Quizlet Classroom</a>	<a href="#">Knowledge Organiser</a> <a href="#">Quizlet Classroom</a>	<a href="#">Knowledge Organiser</a> <a href="#">Quizlet Classroom</a>

## Enrichment

### Construction Challenge:

Students in year 9 will be using their team working skills as well as a bit of imagination to recreate a famous landmark from Germany, France or Spain using some alternative building materials!



## Homework

Homework is set every week in all Languages.

This will be in the form of a vocabulary (spelling test). See *above for the list of words.*

There will also be revision for assessments at key points in the year.



## Assessments

### Single language learners:

Week beginning 23<sup>rd</sup> October – Reading assessment

Week beginning 4<sup>th</sup> December – Speaking assessment

Week beginning 11<sup>th</sup> December – Universals test

### Dual Language Learners:

Week beginning 30<sup>th</sup> October – Reading & Writing assessment

Week beginning 27<sup>th</sup> November – Transcription assessment



*“Knowledge of Languages is the doorway to wisdom” Roger Bacon*





## Lifeskills Newsletter - Year 9

### Useful contacts / information

Adam Goodger - Faculty Leader  
[agoodger@brookvalegroby.com](mailto:agoodger@brookvalegroby.com)

Greg Godwin - Deputy Headteacher  
[ggodwin@brookvalegroby.com](mailto:ggodwin@brookvalegroby.com)



### What are we learning this term?

In Lifeskills, students cover topics within three core themes: Health and Wellbeing, Relationships and Living in the Wider World. These themes include our statutory responsibilities to teach about Careers and Relationship and Sex Education. This term, students will be looking at the following topics:

- Drugs
- Alcohol and Tobacco
- Gambling
- Preventing Discrimination
- Identifying Risky Behaviour
- Anti-bullying: The Bystander Effect
- Conflict Management
- Exploitation
- Long Term Commitments
- Sex and Consent
- Careers
- Positive Friendships

The Lifeskills curriculum is designed to be flexible. While the topics above are planned to be delivered in sequence, these may change to tackle in school or national issues that impact our students. Students have a Lifeskills lesson once a week.



### Support


Lifeskills tackles important issues that we believe help to develop a well rounded individual. This means that we have a system of support for students who may find some of the learning challenging. Students are always signposted to support that is available to them in and out of school.

### Homework

Students aren't set homework as part of Lifeskills but we encourage them to keep up to date with the latest developments in the local, national and international news. Watching and reading the news is a great way to learn more about the wider world we live in.



**“Education is the most powerful weapon, which you can use to change the world” - Nelson Mandela**



## Subject Newsletter - Year 9 - (Autumn term)

### Useful contacts / information

Paul McPherson - Faculty Leader  
[pmcpherson@brookvalegroby.com](mailto:pmcpherson@brookvalegroby.com)

Stephen Taylor-Fox - Assistant  
 Faculty Leader (Lead Teacher for  
 Key Stage 3)  
[sfox@brookvalegroby.com](mailto:sfox@brookvalegroby.com)



### What are we learning this term?

During the Autumn term we will be covering the following topics:

- Straight line graphs
- Forming and solving equations
- Testing conjectures
- 3D shapes
- Constructions and congruency
- Numbers
- Using percentages



### Setting in Mathematics

Students have been set based on their Year 8 Summer Assessment and their latest GL Assessment. We look at the setting following each term's Assessment to see if there are any students who are massively out of place.

#### Enrichment

Sparx Maths help club runs every lunchtime (1:30pm-1:50pm) in G03



#### Homework

Homework is set every Thursday on [Sparx Maths](#)



#### Assessments

The Autumn assessment will take place during the week commencing Monday 13th November



**“Pure mathematics is, in its way, the poetry of logical ideas.”  
 – Albert Einstein**



## Music - Year 9 - Rotation 1

### Useful contacts / information

To find out any information about our Music Curriculum or enrichment please contact

Laura Smith- Head of Performing Arts and Music subject Lead  
lsmith@brookvalegroby.com



### What are we learning this term?

During this first rotation year 9 will be covering two topics. Our first topic will be 'Let's Play Together' is all about ensemble performance. Students will learn to play songs as part of class and as a group showing an awareness of how their parts fit with each other. Students pick their own song for their final performance, creating their own arrangements of the song they have chosen.

Our second topic looks at the style of minimalism. During this topic students will analyse and perform the music of minimalist composers. Students will also learn how to compose in a minimalist style using music technology.



### Enrichment

Ukulele Club- Wednesday lunchtimes  
GMR

School Production- Wednesday  
3.30-4.30- GDR

Music Ensemble- Thursday lunchtime  
GMR

Vocalise with Mrs Woodall - Thursday  
3.30-4.30 GDR

Bandlab Club with Mrs Evans Friday  
Lunchtime-BMU

**Performances- Open Mic 1st November**  
**Christmas Concert 20th December**



### Homework

Students complete a weekly quiz using teaching gadget and Focus on Sound

Login details are on the Google Classroom



### Assessments

Live Lounge Performance

Minimalist composition

Google Form theory and knowledge Test



***Music is a world within itself with a language we all understand***

Stevie Wonder- Sir duke



# PHYSICAL EDUCATION



## PE Curriculum Newsletter: Year 9 - Autumn Term

### Useful contacts / information

Mr Brownett

[jbrownett@brookvalegroby.com](mailto:jbrownett@brookvalegroby.com)

Mr Leonard

[jleonard@brookvalegroby.com](mailto:jleonard@brookvalegroby.com)

Mr Lord - Curriculum Leader

[mlord@brookvalegroby.com](mailto:mlord@brookvalegroby.com)

Miss Maclachlan

[amaclachlan@brookvalegroby.com](mailto:amaclachlan@brookvalegroby.com)

Mrs Richardson

[mrichardson@brookvalegroby.com](mailto:mrichardson@brookvalegroby.com)

Mrs Wiles - Head of KS3 PE

[lwiles@brookvalegroby.com](mailto:lwiles@brookvalegroby.com)

For updates on Twitter/X:  
[@bgglc\\_pe](https://twitter.com/bgglc_pe)



### What are we learning this term?

Students have chosen their teaching groups this year and have opted into either a GCSE PE/CNAT Sport preparation group, a creative activities group or a games group. Over the course of the Autumn term, depending on the group they are in, students will cover some of the following activities: hockey, netball, football, team building, badminton, orienteering, volleyball, rugby union, gymnastics, dance and Health Related Fitness. The GCSE PE/CNAT Sport groups will be set two pieces of theory work this half-term to prepare them for Key Stage 4 study. This work will be set as homework using a platform called The Everlearner.

We lose the Sports Hall in November for two weeks due to Year 11 mock exams, so students will be able to compete for their house in an activity of their choosing during this period.



### Enrichment

The following clubs are open to all Year 9 students. Activities will change again after October half-term, so look out for the new timetable then.

**Basketball** - Wednesday lunch time in the Groby Sports Hall.

**Girls Netball** - Wednesday after school until 4:15pm.

**Boys Football** - Wednesday after school until 4:15pm.

House competitions will start on Tuesday lunch times soon.



### Homework

Each student will have a rules quiz to complete for homework at the end of each activity block of 6 lessons. These rules quizzes are posted on each group's Google Classroom and are completed digitally using Google Forms. The results from these quizzes allow us to assess students under the 'Know' strand of our assessment policy.



### Assessments

We assess students in PE at the end of each activity block. We assess them in three areas:

**'Know'** - knowledge of rules and regulations.


**'Grow'** - demonstrating LORIC character values.

**'Show'** - the ability to perform activity specific skills and tactics under competitive pressure.



**'If my mind can conceive it and my heart can believe it - then I can achieve it'**  
**Muhammad Ali**





## Religious Education Newsletter - 2023/24 - (Autumn term)

### Useful contacts / information

Rachael Gowdridge  
Head of Faculty - Humanities  
[rgowdridge@brookvalegroby.com](mailto:rgowdridge@brookvalegroby.com)

Laura Seaton  
Head of Geography and RS  
[Lseaton@brookvalegroby.com](mailto:Lseaton@brookvalegroby.com)



### Year 9 are learning this term:

#### Unit 1: Suffering

1. Understand the different types of suffering in the world
2. Explore reasons why suffering happens
3. Understand how Christians make sense of suffering
4. Explore Buddhist teachings on suffering
5. Study and interpret different religious quotes and teaching



### Humanities Enrichment

- Black History month assembly



### Homework

Students should complete Week 1 - 14 in their homework booklet.

All work to be recorded in their booklet or in their planner.

Teacher will check/reward/sanction geography homework weekly

**Please ensure your children are meeting deadlines.**



### Assessments

- 1) Baseline and knowledge quiz on 'Suffering'
- 2) 'Suffering' formal assessment





## Subject Newsletter - Year 9 - (Autumn term)

### Useful contacts / information

Helen Hawke - Faculty Leader  
[hhawke@brookvalegroby.com](mailto:hhawke@brookvalegroby.com)

Dina Gajjar - Asst Faculty Leader (KS3 link / progress lead)  
[dgajjar@brookvalegroby.com](mailto:dgajjar@brookvalegroby.com)

Ross Dixey - Asst Faculty leader (Tassomai link)  
[rdixey@brookvalegroby.com](mailto:rdixey@brookvalegroby.com)



### What are we learning this term?

**Environment 2 - Respiration** ( use data from investigating fermentation with yeast to explore respiration) **and photosynthesis** (use lab tests on variegated leaves to show that chlorophyll is essential for photosynthesis)

**Electromagnets 2 - Electromagnets** (investigate ways of varying the strength of an electromagnet) **and magnetism** (explore the magnetic field pattern around different types or combinations of magnets)

**Waves 2 - Wave effects** (Relate the impacts of different types of wave on living cells to their frequency and the energy carried by the wave and their uses) **and wave properties** ( use the wave model to explain observations of the reflection, absorption and transmission of waves)



### Enrichment

Science club



### Homework

Science - 2 daily goals on Tassomai



### Assessments

End of module tests for all modules  
Dec - GL assessments



**“Scientists have become the bearers of the torch of discovery in our quest for knowledge.” – Stephen Hawking**



## TEXTILES - Year 9 - (All Rotations)

### Useful contacts / information

[hdepledge@brookvalegroby.com](mailto:hdepledge@brookvalegroby.com)

(Subject Lead (textiles) and Assistant Faculty Lead)

If you have any questions, please do not hesitate to contact your son/daughter's subject teacher or the Subject Lead



### What are we learning this term?

#### Rotation 1: Skills and Techniques

In the first rotation students will further develop skills they have previously used whilst also learning about new ones. They will build up a portfolio of samples for a wide range of skills and techniques including seams, patchwork, applique, colouring techniques, weaving, embroidery along with others. Each sample will be evaluated giving its strengths and targets.

#### Rotation 2: Product Production

In the second rotation students will independently manufacture a product using the techniques they learnt and practised in the first rotation. They will decide on which skills and techniques they like and use these in the manufacture of a child's play mat, investigating how they can stimulate the user's senses through touch, texture and sound. Students will be encouraged to work as independently as possible whilst being creative and imaginative in their product manufacture.



### Enrichment

Live Competitions posted on the Schools Social Media website for all students to get involved in.

ADT Enrichment Google Classroom created for students to experiment and create additional pieces of work for fun (these could be added into the Coursework Portfolio for additional marks/experimentation).

Extended Support available to support our students outside of lesson time with their design work so that they succeed in the subject.



### Homework

For homework, students are expected to complete revision of their knowledge organisers by revising the relevant section for the week and self testing in their planners. The sections expected to be learnt are posted in the Google Classroom. In the following lesson students will be quizzed using their Do Now sheets in lessons. Students have access to their Knowledge Organisers on the Google Classroom and if required can have a copy printed for them. A subject drive has been created for all students so that they have access to all materials to help them at home.



### Assessments

Students will be assessed in two areas in year 9, their written work and their practical work.

Written work consists of designing and evaluating throughout the project.

Practical work consists of any experimentation work they produce as well as the manufacture of their final product.

Students will be assessed as either exceeding, meeting or developing in relation to their work.



**'Design is thinking made visual' - Saul Bass**