




YEAR 7



Welcome to our Autumn Term Curriculum Newsletter. In it you will find:

- An introduction to our progress team
- What is being studied in each subject this term

I hope you find this helpful. Even more information can be found on our website including our 5 or 7 year learning journeys.



Progress at Brookvale Groby Learning Campus

We would like to thank you in advance for all the hard work and support you will be offering your child as they embrace this year's academic studies.

At school, your child's form tutor, teachers and the year heads will offer support. We also have a whole school progress team which includes:

Ms Dina Gajjar - KS3 Progress lead (years 7-9)	dgajjar@brookvalegroby.com
Mr Jack Brownnett - KS4 Progress Leader (Years 10 and 11)	jbrownnett@brookvalegroby.com
Miss Taz Johal - Assistant Headteacher, Raising Standards Leader	tjohal@brookvalegroby.com
Ms Carol Hubbard - Deputy Headteacher, Progress and Curriculum	chubbard@brookvalegroby.com

Year Head information:

Year 7 - Mrs Tina Rumming	trumming@brookvalegroby.com
Year 8 - Mrs Lucy Driver	ldriver@brookvalegroby.com
Year 9 - Mrs Jo Clarke	jclarke@brookvalegroby.com
Year 10 - Mrs Jayne Jordan	jjordan@brookvalegroby.com
Yr 11 - Mrs Donna Bee	dbee@brookvalegroby.com

All tutor and teacher contacts can be found on the website.

As a team, we will be working with your child to help them make the best possible progress, develop their character and help them understand the importance of kindness and respect.



ART - Year 7 - Animals in Art

Useful contacts / information

dlaw@brookvalegroby.com

(Subject Lead and
Assistant Faculty Lead)

Smamo-curtis@brookvalegroby.com

(Subject Teacher)

If you have any questions, please do
not hesitate to contact your
son/daughter's subject
teacher or the Subject Lead



What are we learning this term?

Rotations 1 & 2 (Weeks 1-20):

Students will engage in a project based around the theme 'Animals in Art' and produce a clay animal head towards the end of the rotation. They will explore the artwork of Henry Moore and Donna Sharman and create transcriptions based on the artists' work. They will have the opportunity to create their own independent research on an animal of their choice and create a moodboard on this to support their design work. Students will create a design idea of an animal head, in preparation for clay work. Each individual will make their own unique design in clay, learning about how to use clay safely and effectively. Once the clay has been fired, students will have the opportunity to paint their animal head based on their designs influenced by the bright colourful work of Donna Sharman and the mark making techniques of Henry Moore.



Enrichment

Live Competitions posted on the
Schools Social Media website for all
students to get involved in.

ADT Enrichment Google Classroom
created for students to experiment
and create additional pieces of work
for fun. There are lots of choices for
art students to be able to experiment
with materials and techniques at
home.

Other Enrichment opportunities will
be advertised to the students
in the first term as these are
planned by ADT teachers.



Homework

Students will be given knowledge
organiser homework alongside
research activities to support the
project and design work.

Students have access to Knowledge
Organisers to support them with home
learning (20:20:20).

A subject drive has been created for
all students so that they have access
to all materials to help
them at home. This is shared with
students in lessons.



Assessments

1. Mid point of unit
2. End point of unit

Please note that students have one 2
hour lesson per week and are given a
week to complete independent
homeworks. This is why the students
are assessed mid way and at the end
of the rotations so that they can make
progress over a series of 2 hour
lessons in the unit of work.
Students are marked in relation to the
unit checklist (personalised learning
checklist). It is communicated if they
are Exceeding, Meeting or
are Developing within the
subject.



'Every child is an artist. The problem is how to remain an artist once we grow up.'
- Pablo Picasso



BCI - Year 7 - Computing

Useful contacts / information

Mrs C Farrer

cfarrer@brookvalegroby.com

(BCI - Faculty Leader)

Mr I King

[@iking@brookvalegroby.com](mailto:iking@brookvalegroby.com)

(KS3 Computing Lead Teacher)

If you have any questions, please do not hesitate to contact your child's Computing Teacher, Subject Lead Teacher or Faculty Leader



What are we learning this term?

Topic 1: Digital Literacy 📄 #1 Year 7 Computing KO Topic 1 - Digital Literacy.pdf

- Basic computer skills
- Computer shortcuts
- File management
- File type for images
- Advanced search in google

Topic 2: PowerPoint & Hyperlinks

📄 #2 Year 7 Computing KO Topic 2.pdf

- Powerpoint - design, formatting and animation
- Powerpoint - transitions and hyperlinks

Year 7 Computing Personalised Learning Checklist:

📄 Year 7 Computing PLC.pdf



Enrichment

Warhammer Club will run on a Friday after school and is being led by Mr King - iking@brookvalegroby.com.

KS3 Scratch Coding Club is being led by Mr King iking@brookvalegroby.com. Start date TBC but will be after the October half-term break and will run throughout the year.

Other Enrichment opportunities will be advertised to the students in the first term as these are planned by BCI teachers.



Homework

A weekly knowledge organiser quiz will take place in class. Therefore, students must use their knowledge organisers to focus on subject specific terminology that links to the current unit of study. Students should practise learning key computing words with self-quizzing and writing them in sentences (evidenced in their student planner).

Revision for each end of unit assessment with use of the knowledge organiser for the unit and BBC Bitesize Computing resources.



Assessments

1. Topic 1: Digital Literacy end of unit google form assessment

2. Topic 2: PowerPoint & Hyperlinks end of topic project

Students are marked in relation to the unit checklist (personalised learning checklist). It is communicated if they are Exceeding, Meeting or are Developing within the subject during the term 1 reporting round.





Design - Year 7 - Slottable Toy Project

Useful contacts / information

ctowers@brookvalegroby.com

cwright2@brookvalegroby.com

If you have any questions, please do not hesitate to contact your son/daughter's subject teacher or the Subject Lead



What are we learning this term?

Year 7 complete a 9/ 10 week project which results in students making a wooden slottable toy from plywood. All lessons and supporting material are available on your child's Google classroom.

Students learn how to:

Research wooden toys, produce moodboards and mindmaps, they analyse existing slottable toys, develop drawing skills, design and cardboard model their final idea, learn health and safety in the workshop, how to use tools and machinery correctly and how to evaluate their work. Students are usually in the workshop completing practical work for approx 5 weeks until the project is finished.



Enrichment

Live Competitions posted on the Schools Social Media website for all students to get involved in.

ADT Enrichment Google Classroom created for students to experiment and create additional pieces of work for fun (these could be added into the Coursework Portfolio for additional marks/experimentation).

Extended Support available to support our students outside of lesson time with their design work so that they succeed in the subject.



Homework

For homework, students are expected to complete lesson tasks. These are posted in the Google Classroom. Each homework for our topics are different but it is expected that all students are staying in line with our academic year calendar.

Students have access to Knowledge Organisers to support them with home learning which we use for the Do Now tasks at the start of each lesson.

A subject drive has been created for all students so that they have access to all materials to help them at home.



Assessments

Students' work is assessed half way through the project and then at the end. Students are given 'STAR TIME' to read through their teachers feedback, understand the targets set and then improve their existing work.

At the end of the project both the practical work and the design folder and marks and targets are given. These are targets that students should be working on in their next art, design and technology area. Students will be given a summative grading of developing, meeting or exceeding.



"Design is not just what it looks like and feels like. Design is how it works." - Steve Jobs, co-founder of Apple, Inc

DRAMA



Drama Newsletter - Year 7 - The Lion King

Useful contacts / information

Laura Smith - Faculty Leader
lsmith@brookvalegroby.com

Adam Goodger - Assistant
Faculty Leader
agoodger@brookvalegroby.com

Ruth Smith - Drama Teacher
rsmith@brookvalegroby.com



What are we learning this term?

As part of the unit we begin to look at the 5 basic skills we use when performing: Facial expressions, body language, spatial awareness, voice projection, tone of voice.

The unit also encourages students to consider how relationships between characters can change and how this can be affected by their decisions and objectives.

Students will begin to think about technical elements of theatre and how lighting and sound can begin to contribute to how a performance looks.



Enrichment

Junior Drama Club - Monday
lunchtime (Groby Theatre)

School Production -
Wednesday 3:30-4:30 (Groby
Theatre)

Dance Club - Friday lunchtime
(Groby Theatre)



Homework

Using the knowledge
organiser to understand key
terms

Watch live or recorded
performance when they get
the opportunity



Assessments

Students are assessed
throughout the 5 basic skills
plus their use of teamwork
and effort. Students will
complete a final assessment
focusing on an extract from
the play.



"Oh yes, the past can hurt. But from the way I see it, you can either run from it, or learn from it." -Rafiki



English, Media and Library Year 7

KS3 Lead: Lizzie Jones

ljones2@brookvalegroby.com

Enrichment: Fran Nolan

fnolan@brookvalegroby.com

Senior Faculty Lead:

Amanda Bellamy

abellamy@brookvalegroby.com



What are we learning this term?

Spirited Away

- audio-visual text
- narrative and character development
- creative writing
- different cultures

Overcoming the Monster

- a journey through literature
- language and literary analysis
- creative writing



Watch out for details regarding our new **Reading Plus** programme for KS3!

Enrichment

Lunchtime Library clubs:

Monday: Board game club

Wednesday: Quiet study and reading

Friday: Book club

Library lesson: 'This Is Me'

Young Writers Poetry Competition



Homework

Students have been given their A5 homework booklet to complete and return to class on the day their teacher has selected as 'homework check day'



KO study (10 minutes)

Grammar Practice (10 minutes)

KO's are on Google Classroom

Assessments

Week commencing 9th October - creative writing using a visual stimulus



"Show me a family of readers, and I will show you the people who move the world."



Food - Year 7 - Health and Hygiene

Useful contacts / information

ebayne@brookvalegroby.com

Subject lead

splatt@brookvalegroby.com

rpopper@brookvalegroby.com

If you have any questions, please do not hesitate to contact your son/daughter's subject teacher or the Subject Lead



What are we learning this term?

Students start learning about health and safety in the kitchen.

This covers food, the kitchen environment, how to store food, food poisoning and personal hygiene.

They learn about the Eatwell guide - healthy food choices.

They complete various food planning activities and a sensory analysis task. *Homemade v Bought scones.*

Do-Now general knowledge is included in written lessons.

Students learn how to produce a Fruit salad which introduces them to knife skills.

They continue their knife skills making coleslaw the following week.

Students then move onto making scones which teaches them oven skills.

A white sauce is next which teaches students how to use the hob.

An apple crumble and savoury rice are the final dishes the students produce.



Enrichment

An ADT Enrichment Google Classroom is created for students to use.

Students can adapt recipes to suit the needs of people at home.

Research new recipes and cook at home, bringing in pictures to display in school and gain rewards.

Competitions at various times of the year are held.



Homework

Students are responsible for making sure they have the correct ingredients and containers organised ready for practical food lessons. Recipes are given out to students the week before and are posted on the Google classroom. Recipes may be adapted to suit dietary needs.

Students have access to Knowledge Organisers to support them with home learning (20:20:20)

A subject drive has been created for all students so that they have access to all materials to help them at home. This is shared with students in lessons.



Assessments


1. A Mid point assessment is made at week 5 and at the end of the rotation weeks 9 or 10.

Practical lessons are reviewed during each practical lesson and feedback given.

Students are marked in relation to the unit checklist (personalised learning checklist). It is communicated if they are Exceeding, Meeting or are Developing within the subject.



"No one is born a great cook, one learns by doing" - Julia Child



Geography Newsletter - Year 7

Useful contacts / information

Rachael Gowdridge
Head of Faculty - Humanities
rgowdridge@brookvalegroby.com

Laura Seaton
Head of Geography and RS
Lseaton@brookvalegroby.com



Year 7 are learning this term:

- 1) What is Geography?
- 2) The 3 types of Geography - Physical, Human and Environmental
- 3) Map symbols
- 4) How to read maps using grid references
- 5) How to describe the height of places using a map
- 6) To measure distance and size using scale



We will be focussing and using an Ordnance survey maps

Humanities Enrichment

- Black History month assembly



Homework

Students should complete Week 1 - 14 in their homework booklet.
All work to be recorded in their booklet or in their planner.
Teacher will check/reward/sanction geography homework weekly

Please ensure your children are meeting deadlines.



Assessments

- 1) Baseline and knowledge quiz on map skills
- 2) Map skills formal assessment





GRAPHICS - Year 7 - Aboriginal Book Cover

Useful contacts / information

Sdixon@brookvalegroby.com
(Subject Lead and Faculty Lead)

Rpopper@brookvalegroby.com
Jsheerin@brookvalegroby.com
Smamo-curtis@brookvalegroby.com
Agoodger@brookvalegroby.com

If you have any questions, please do not hesitate to contact your son/daughter's subject teacher or the Subject Lead



What are we learning this term?

Rotation 2 (Week 21-29):

In this skills building unit the students will look at traditional Aboriginal Art from a Graphic Design perspective. They will choose a 'dreamtime' story and produce a modern day book cover. In the first rotation, our learners start the project by producing a moodboard in Photoshop, selecting a dreamtime story, analysing existing book cover designs and producing a digital dot piece of work in Photoshop. Students will also have a practical homework in this rotation to produce some drawn design ideas to communicate their book cover ideas.

Rotation 4 (Week 30-39):

In the second half of the project we will work on producing the Digital Book cover design for the 'dreamtime' story chosen. Students will start to put together their design in Photoshop and then develop this. To develop their book cover design students will look at experimenting with colour, fonts, backgrounds, image, layout, blending options and information. Throughout the process of development our students will arrive at a final book cover design and will finally reflect on the progress that they have made throughout the unit by writing an evaluation.



Enrichment

Live Competitions posted on the Schools Social Media website for all students to get involved in.

ADT Enrichment Google Classroom created for students to experiment and create additional pieces of work for fun. There are lots of choices for Graphics students to be able to experiment with Photoshop at home.

Other Enrichment opportunities will be advertised to the students in the first term as these are planned by ADT teachers.



Homework

Students will be given a practical homework in the first rotation to produce some sketched design ideas for their book cover. This encourages drawing, thought into colour/pattern, idea generation as well as awareness of layout and what book covers consist of.

Students have access to Knowledge Organisers to support them with home learning (20:20:20)

A subject drive has been created for all students so that they have access to all materials to help them at home. This is shared with students in lessons.



Assessments


1. Mid point of unit (end of rotation 2)
2. End point of unit (end of rotation 4)

Please note that in Graphics students have only single lessons in comparison to other ADT subjects. This is why the students are assessed at the end of the rotations so that they can make progress over a series of single lessons in the unit of work.

Students are marked in relation to the unit checklist (personalised learning checklist). It is communicated if they are Exceeding, Meeting or are Developing within the subject.



'There are three responses to a piece of design - yes, no and WOW! WOW is the one to aim for.' - Milton Glaser



History Newsletter - Year 7

Useful contacts / information

Rachael Gowdridge
Head of Faculty - Humanities
rgowdridge@brookvalegroby.com

Ana Hall
Head of History
ahall@brookvalegroby.com

Daniel Tagg
Lead Teacher KS3- History
dtagg@brookvalegroby.com



Year 7 are learning this term:

The Invaders: Students are learning about the various different groups that have invaded Britain, and thus make up Britain's cultural heritage. They will study Celts, Romans, Saxons, Vikings, and Normans.

Key Skills: Students will learn about causes and consequences, chronology, and how to describe well in History.



Enrichment

Students will have assemblies on Black History Month

There will be a Black History Month competition before half term.

History are also planning a Historical Bake Sale- where students can bake historical bakes or history themed bakes in aid of the Poppy Appeal



Homework

Students should complete Week 1 - 16 in their homework booklet. All work to be recorded in their booklet or in their planner.

Teacher will check/reward/sanction History homework weekly

Please ensure your children are meeting deadlines.



Assessments

Students complete a baseline assessment in early September

Their first Invaders assessment (on Celts, Romans and Saxons) will take place in weeks 11/12.





Languages Newsletter – Year 7 – Autumn 2023

Welcome to the latest newsletter from the MFL Faculty. We would like to keep you up to date on everything we are learning and doing this half term. If you have any questions, please do not hesitate to contact us via email:

salban@brookvalegroby.com



What are we learning this term?

All languages: *Topic: Family and pets.*



Students will be learning how to structure their language learning, how to learn vocabulary and what good learning looks like. We will focus a lot on learning the basic phonics of the language they are studying. We will also learn how to talk about our family, including descriptions and opinions. We will introduce pets and various grammar patterns which occur along the way.

Knowledge Organiser – Retrieval learning

Weekly tests will be set and available to see on the Google Classroom.

French	German	Spanish
The tests are based on the following Knowledge Organiser Students can also use their Quizlet Classroom to help practise for the weekly quizzes	The tests are based on the following Knowledge Organiser Students can also use their Quizlet Classroom to help practise for the weekly quizzes.	The tests are based on the following Knowledge Organiser Students can also use their Quizlet Classroom to help practise for the weekly quizzes

Enrichment

Spelling Bee: Students in year 7 will be learning the alphabet in their language lessons and will all get the opportunity to compete in the Language Spelling Bee. There will be a class competition and the winners will go through the school final. Parents will be able to come and watch the final – updates to follow!



Homework

Homework is set every week in all Languages.

This will be in the form of a vocabulary (spelling test). See *above for the list of words.*

There will also be revision for assessments at key points in the year.



Assessments

Week beginning 2nd October – Phonics speaking and listening

Week beginning 11th December – Universals test 1

Students will prepare for this in class, but can do some revision of the sounds at home – info on Google Classroom



“Knowledge of Languages is the doorway to wisdom” Roger Bacon



Lifeskills Newsletter - Year 7

Useful contacts / information

Adam Goodger - Faculty Leader
agoodger@brookvalegroby.com

Greg Godwin - Deputy Headteacher
ggodwin@brookvalegroby.com



What are we learning this term?

In Lifeskills, students cover topics within three core themes: Health and Wellbeing, Relationships and Living in the Wider World. These themes include our statutory responsibilities to teach about Careers and Relationship and Sex Education. This term, students will be looking at the following topics:

- An introduction to Lifeskills
- Transition to Secondary School
- Bullying vs Banter
- Understanding Mental Health
- Discrimination and Prejudice
- Healthy Lifestyles
- Road Safety
- Fire Safety



The Lifeskills curriculum is designed to be flexible. While the topics above are planned to be delivered in sequence, these may change to tackle in school or national issues that impact our students. Students have a Lifeskills lesson once every two weeks.

Support

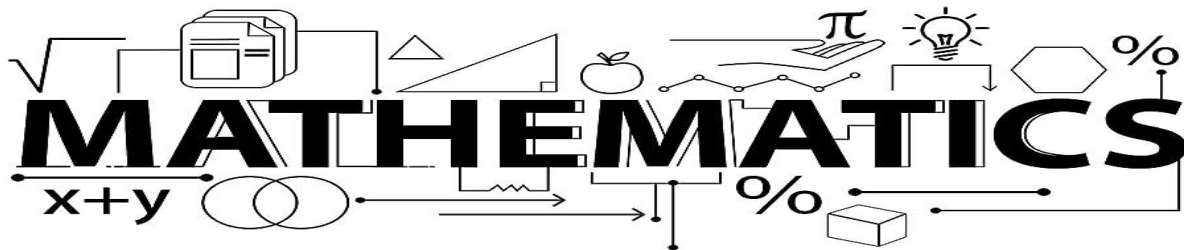
Lifeskills tackles important issues that we believe help to develop a well rounded individual. This means that we have a system of support for students who may find some of the learning challenging. Students are always signposted to support that is available to them in and out of school.

Homework

Students aren't set homework as part of Lifeskills but we encourage them to keep up to date with the latest developments in the local, national and international news. Watching and reading the news is a great way to learn more about the wider world we live in.



“Everyday of your life is another lesson. If you learn the lesson well and apply it; whether positive or negative, you determine what happens in your tomorrow” - David Kofi Awusi



Maths Newsletter - Year 7

Useful contacts / information

Paul McPherson - Faculty Leader
pmcpherson@brookvalegroby.com

Stephen Taylor-Fox - Assistant
Faculty Leader (Lead Teacher for
Key Stage 3)
sfox@brookvalegroby.com



What are we learning this term?

During the Autumn term we will be covering the following topics:

- Sequences
- Understand and use algebraic notation
- Equality and equivalence
- Place value, ordering integers and decimals
- Fraction, decimal and percentage equivalence
- Fractions and percentages of amounts



Setting in Mathematics

Students have initially been set using their Key Stage 2 Mathematics scores although some changes may occur early in the term following their GL Assessments. In each band there is a set for the most able (7R1/Ma and 7S1/Ma) and a set for those students requiring additional support (7R5/Ma and 7S4/Ma). All other groups are equal, middle ability groups.

Enrichment

Sparx Maths help club runs every lunchtime (1:30pm-1:50pm) in G03



Homework

Homework is set every Friday on [Sparx Maths](#)



Assessments

The Autumn assessment will take place during the week commencing Monday 11th December



**“Pure mathematics is, in its way, the poetry of logical ideas.”
– Albert Einstein**



Music - Year 7

Useful contacts / information

To find out any information about our Music Curriculum or enrichment please contact

Laura Smith- Head of Performing Arts and Music subject Lead
lsmith@brookvalegroby.com



What are we learning this term?

This term year 7 will be covering two topics. Our first topic will be 'let's sing together' which will be looking at all things singing! Students will be using their voices to sing songs in parts and well even be learning to beatbox!

We will then be moving on to looking at keyboard skills which will be the main instrument that students will use during KS3 to perform and compose. Students will be learning some notation basics, along with how to play a melody and simple chord progressions



Enrichment

Ukulele Club- Wednesday lunchtimes GMR
School Production- Wednesday 3.30-4.30- GDR
Music Ensemble- Thursday lunchtime GMR
Vocalise with Mrs Woodall - Thursday 3.30-4.30 GDR
Bandlab Club with Mrs Evans Friday Lunchtime-BMU

Performances- Open Mic
1st November
Christmas Concert 20th December



Homework

Students complete a weekly quiz using teaching gadget

Login details are on the Google Classroom



Assessments

Singing Performance

Keyboard Performance

Google Form theory and knowledge Test



Music is a world within itself with a language we all understand
Stevie Wonder- Sir duke



PHYSICAL EDUCATION



PE Curriculum Newsletter: Year 7

Useful contacts / information

Mr Brownnett

jbrownnett@brookvalegroby.com

Mr Leonard

jleonard@brookvalegroby.com

Mr Lord - Curriculum Leader

mlord@brookvalegroby.com

Miss Maclachlan

amaclachlan@brookvalegroby.com

Mrs Richardson

mrichardson@brookvalegroby.com

Mrs Wiles - Head of KS3 PE

lwiles@brookvalegroby.com

For updates on Twitter/X:
[@bg1c_pe](https://twitter.com/bg1c_pe)



What are we learning this term?

Students have two lessons a week and cover one particular activity for three weeks, so six lessons in total. Over the course of the Autumn term students in Year 7 will be covering some of the following activities: badminton, netball, football, basketball, rugby union, gymnastics, hockey and Health Related Fitness. Each lesson has a 'Know, Grow, Show' objective. The 'Know' objective links in with the rules and regulations of the activity, the 'Grow' objective focuses on LORIC values and the 'Show' objective links with skill and technique development.

We lose the Sports Hall in November for two weeks due to Year 11 mock exams, so students will be able to compete for their house in an activity of their choosing during this period.



Enrichment

The following clubs are open to all Year 7 students. Activities will change again after October half-term, so look out for the new timetable then.

Basketball - Wednesday lunch time in the Groby Sports Hall.

Girls Netball - Wednesday after school until 4:15pm.

Boys Football - Wednesday after school until 4:15pm.

House competitions will start on Tuesday lunch times soon.



Homework

Each student will have a rules quiz to complete for homework at the end of each activity block of 6 lessons. These rules quizzes are posted on each group's Google Classroom and are completed digitally using Google Forms. The results from these quizzes allow us to assess students under the 'Know' strand of our assessment policy.



Assessments

We assess students in PE at the end of each activity block. We assess them in three areas:


'Know' - knowledge of rules and regulations.

'Grow' - demonstrating LORIC character values.

'Show' - the ability to perform activity specific skills and tactics under competitive pressure.



'I've failed over and over and over again in my life and that is why I succeed.'
Michael Jordan



Religious Education Newsletter - Year 7

Useful contacts / information

Rachael Gowdrige
Head of Faculty - Humanities
rgowdrige@brookvalegroby.com

Laura Seaton
Head of Geography and RS
Lseaton@brookvalegroby.com



Year 7 are learning this term:

Unit 1: What is Religious Studies?

1. How did ideas of God develop?
2. What are our own main beliefs?
3. What is the location of the main religions?
4. Who are religious leaders, what do they teach?
5. What rules do religious and non-religious people follow?



Humanities Enrichment

- Black History month assembly



Homework

Students should complete Week 1 - 14 in their homework booklet.

All work to be recorded in their booklet or in their planner.

Teacher will check/reward/sanction homework weekly

Please ensure your children are meeting deadlines



Assessments

- 1) Baseline and knowledge quiz on What is RE?
- 2) 'What is RE?' formal assessment





Science Newsletter - Year 7

Useful contacts / information

Helen Hawke - Faculty Leader
hhawke@brookvalegroby.com

Dina Gajjar - Asst Faculty
 Leader (KS3 link / progress
 lead)
dgajjar@brookvalegroby.com

Ross Dixey - Asst Faculty
 leader (Tassomai link)
rdixey@brookvalegroby.com



What are we learning this term?

Organisms 1 - Movement (explore how the skeletal system and muscular system work together to cause movement) **and cells** (identify the principal feature of cells and describe their function)

Forces 1 - Speed (investigate variables on the speed of a car rolling down a slope) **and gravity** (explain the link between gravity and the distance between objects)

Matter 1 - particle model (use models to investigate the relationship between the properties of a material and the arrangement of particles) **and separating mixtures** (devise ways to separate mixtures, based on their properties)



Enrichment

Science club



Homework

Science - 2 daily goals on
 Tassomai



Assessments

End of module tests for all
 modules



“Scientists have become the bearers of the torch of discovery in our quest for knowledge.” – Stephen Hawking



TEXTILES - Year 7 - (All Rotations)

Useful contacts / information

hdepledge@brookvalegroby.com

(Subject Lead (textiles) and Assistant Faculty Lead)

If you have any questions, please do not hesitate to contact your son/daughter's subject teacher or the Subject Lead



What are we learning this year?

In year 7 we undertake an Illuminated Manuscript inspired project where students look at the work of Ben Eine.

Students will complete the following tasks;

- Understanding the importance of Health and Safety
- Researching information around a topic
- Designing products to suit a theme
- Learning how to use a sewing machine
- Learning skills through the use of a sewing machine
- Producing a product to meet a given theme
- Trying to be independent in their learning
- Use of knowledge organiser and subsequent testing of their understanding



Enrichment

Live Competitions posted on the Schools Social Media website for all students to get involved in.

ADT Enrichment Google Classroom created for students to experiment and create additional pieces of work for fun (these could be added into the Coursework Portfolio for additional marks/experimentation).

Extended Support available to support our students outside of lesson time with their design work so that they succeed in the subject.



Homework

For homework, students are expected to complete revision of their knowledge organisers by revising the relevant section for the week and self testing in their planners. The sections expected to be learnt are posted in the Google Classroom. In the following lesson students will be quizzed using their Do Now sheets in lessons. Students have access to their Knowledge Organisers on the Google Classroom and if required can have a copy printed for them. A subject drive has been created for all students so that they have access to all materials to help them at home.



Assessments

Students will be assessed in two areas in year 7, their written work and their practical work.

Written work consists of research, designing and evaluating throughout the project.

Practical work consists of any experimentation work they produce as well as the manufacture of their final product.

Students will be assessed as either exceeding, meeting or developing in relation to their work.



'Creativity is intelligence having fun' - Albert Einstein