




# YEAR 8



Welcome to our Autumn Term Curriculum Newsletter. In it you will find:

- An introduction to our progress team
- What is being studied in each subject this term

I hope you find this helpful. Even more information can be found on our website including our 5 or 7 year learning journeys.



## Progress at Brookvale Groby Learning Campus

We would like to thank you in advance for all the hard work and support you will be offering your child as they embrace this year's academic studies.

At school, your child's form tutor, teachers and the year heads will offer support. We also have a whole school progress team which includes:

Ms Dina Gajjar - KS3 Progress lead (years 7-9)	<a href="mailto:dgajjar@brookvalegroby.com">dgajjar@brookvalegroby.com</a>
Mr Jack Brownnett - KS4 Progress Leader (Years 10 and 11)	<a href="mailto:jbrownnett@brookvalegroby.com">jbrownnett@brookvalegroby.com</a>
Miss Taz Johal - Assistant Headteacher, Raising Standards Leader	<a href="mailto:tjohal@brookvalegroby.com">tjohal@brookvalegroby.com</a>
Ms Carol Hubbard - Deputy Headteacher, Progress and Curriculum	<a href="mailto:chubbard@brookvalegroby.com">chubbard@brookvalegroby.com</a>

Year Head information:

Year 7 - Mrs Tina Rumming	<a href="mailto:trumming@brookvalegroby.com">trumming@brookvalegroby.com</a>
Year 8 - Mrs Lucy Driver	<a href="mailto:ldriver@brookvalegroby.com">ldriver@brookvalegroby.com</a>
Year 9 - Mrs Jo Clarke	<a href="mailto:jclarke@brookvalegroby.com">jclarke@brookvalegroby.com</a>
Year 10 - Mrs Jayne Jordan	<a href="mailto:jjordan@brookvalegroby.com">jjordan@brookvalegroby.com</a>
Yr 11 - Mrs Donna Bee	<a href="mailto:dbee@brookvalegroby.com">dbee@brookvalegroby.com</a>

All tutor and teacher contacts can be found on the website.

As a team, we will be working with your child to help them make the best possible progress, develop their character and help them understand the importance of kindness and respect.



# ART - Year 8 - Mexican Folk Art (Autumn Term)

## Useful contacts / information

[dlaw@brookvalegroby.com](mailto:dlaw@brookvalegroby.com)

(Subject Lead and Assistant Faculty Lead)

[JSheerin@brookvalegroby.com](mailto:JSheerin@brookvalegroby.com)

(Subject Teacher)

If you have any questions, please do not hesitate to contact your son/daughter's subject teacher or the Subject Lead



## What are we learning this term?

Rotations 1 & 2 (Weeks 1-20):

Students will engage in a project based around the theme of 'Mexican Folk Art'. They will develop their knowledge of the subject and carry out research in preparation for creating a moodboard, this will involve researching the types of images/artefacts they wish to look at for inspiration. Students will be taught the skills in observation drawing using the grid method and create a realistic tonal drawing. Following inspirations from the work created, they will create initial design ideas and a final design. This will lead to a more substantial piece of work in the form of a personal response, which will be created over a number of weeks. Students will be encouraged to work with a range of varied materials, which could include; paint, coloured pencil crayons, biro and collage materials.



## Enrichment

Live Competitions posted on the Schools Social Media website for all students to get involved in.

ADT Enrichment Google Classroom created for students to experiment and create additional pieces of work for fun. There are lots of choices for art students to be able to experiment with materials and techniques at home.

Other Enrichment opportunities will be advertised to the students in the first term as these are planned by ADT teachers.



## Homework

Students will be given knowledge organiser homework alongside research activities to support the project and design work.

Students have access to Knowledge Organisers to support them with home learning (20:20:20).

A subject drive has been created for all students so that they have access to all materials to help them at home. This is shared with students in lessons.



## Assessments

1. Mid point of unit
2. End point of unit

Please note that students have one 2 hour lesson per week and are given a week to complete independent homeworks. This is why the students are assessed mid way and at the end of the rotations so that they can make progress over a series of 2 hour lessons in the unit of work. Students are marked in relation to the unit checklist (personalised learning checklist). It is communicated if they are Exceeding, Meeting or are Developing within the subject.



**'I don't paint dreams or nightmares, I paint my own reality' - Frida Kahlo**



## BCI - Year 8 - Computing (Autumn Term)

### Useful contacts / information

**Mrs C Farrer**

[cfarrer@brookvalegroby.com](mailto:cfarrer@brookvalegroby.com)

(BCI - Faculty Leader)

**Mr I King**

[@iking@brookvalegroby.com](mailto:iking@brookvalegroby.com)

(KS3 Computing Lead Teacher)

If you have any questions, please do not hesitate to contact your child's Computing Teacher, Subject Lead Teacher or Faculty Leader



### What are we learning this term?

**Topic 1: Excel** ■ #1 Year 8 Computing Unit 1 - Spreadsheets KO.pdf

- Entering data, and formatting
- Mathematical functions
- Chart creation and formatting

Preparing for use of spreadsheets in the workplace.

Provides skills on how to track and plan finances.

**Topic 2: Ethics and E-Safety** ■ #2 Year 8 Computing Unit 2 - Computing Ethics KO.pdf

- How to use the internet and social media safely
- Understanding laws
- Good/bad use of personal data

Data Protection, computer misuse and cybersecurity.

**Year 8 Computing Personalised Learning Checklist:**

- Year 8 Computing PLC.pdf



**Digital Learning Resources:**

<https://www.bbc.co.uk/bitesize/guides/zdydmp3/revision/1>

<https://www.bbc.co.uk/bitesize/guides/zrtrd2p/revision/1>

<https://www.childline.org.uk/info-advice/bullying-abuse-safety/online-mobile-safety/>

### Enrichment

Warhammer Club will run on a Friday after school and is being led by Mr King - [iking@brookvalegroby.com](mailto:iking@brookvalegroby.com).

Year 8 girls Cyberfirst Competition - starting at the end of September and is being led by Miss Jackson [ajackson@brookvalegroby.com](mailto:ajackson@brookvalegroby.com)

KS3 Scratch Coding Club is being led by Mr King [iking@brookvalegroby.com](mailto:iking@brookvalegroby.com). Start date TBC but will be after the October half-term break and will run throughout the year.



### Homework

A weekly knowledge organiser quiz will take place in class. Therefore, students must use their knowledge organisers to focus on subject specific terminology that links to the current unit of study. Students should practise learning key computing words with self-quizzing and writing them in sentences (evidenced in their student planner).

Revision for each end of unit assessment with use of the knowledge organiser for the unit and BBC Bitesize Computing resources.



### Assessments

**1. Topic 1: Excel end of topic project**

**2. Topic 2: Ethics and E-Safety end of unit google form assessment**

Students are marked in relation to the unit checklist (personalised learning checklist). It is communicated if they are Exceeding, Meeting or are Developing within the subject during the term 1 reporting round.







## Design - Year 8 - Gumball machine

### Useful contacts / information

[cwright2@brookvalegroby.com](mailto:cwright2@brookvalegroby.com)

Head of Department

[splatt@brookvalegroby.com](mailto:splatt@brookvalegroby.com)

[ctowers@brookvalegroby.com](mailto:ctowers@brookvalegroby.com)

If you have any questions, please do not hesitate to contact your son/daughter's subject teacher or the Subject Lead



### What are we learning this term?

Students are introduced to the project and complete research, a mind map and design brief.

They then complete a moodboard to help with their design ideas.

A design specification is completed and initial designs drawn.

A final design proposal is drawn.

Health and safety and a workshop certificate is completed.

Workshop activities are started which involves using various pieces of equipment. Health and safety and demonstrations are given and students sign to say they have been shown how to use equipment safely.

Students are usually in the workshop completing practical work for approx 5 weeks until the project is finished.

A product evaluation is then completed.



### Enrichment

An ADT Enrichment Google Classroom has been created for students..

Competitions at various times of the year are held.



### Homework

Students have access to Knowledge Organisers to support them with home learning (20:20:20)

A subject drive has been created for all students so that they have access to all materials to help them at home. This is shared with students in lessons.



### Assessments

1. A Mid point assessment is made at week 5 and at the end of the rotation weeks 9 or 10.

Practical lessons are reviewed during each practical lesson and feedback given.

Students are marked in relation to the unit checklist (personalised learning checklist). It is communicated if they are Exceeding, Meeting or are Developing within the subject.



**“Design is thinking made visual” - Saul Bass**

# DRAMA



## Drama Newsletter - Year 8 - Physical Theatre

### Useful contacts / information

Laura Smith - Faculty Leader  
[lsmith@brookvalegroby.com](mailto:lsmith@brookvalegroby.com)

Adam Goodger - Assistant  
Faculty Leader  
[agoodger@brookvalegroby.com](mailto:agoodger@brookvalegroby.com)

Ruth Smith - Drama Teacher  
[rsmith@brookvalegroby.com](mailto:rsmith@brookvalegroby.com)



### What are we learning this term?

As part of the unit we begin to look at the various types of performance that live under the umbrella of Physical Theatre.

The unit encourages students to think about alternative ways we can use physical movement to create performance. They will create abstract performance as well as experiment with Mime.

Students will study the work of Cirque Du Soleil and Frantic Assembly and discover how they use various styles of Physical Theatre to create a captivating performance.

This will culminate in a final performance bringing together the skills they have learnt over the course of the unit.



### Enrichment

**Junior Drama Club** - Monday  
lunchtime (Groby Theatre)

**School Production** -  
Wednesday 3:30-4:30 (Groby  
Theatre)

**Dance Club** - Friday lunchtime  
(Groby Theatre)



### Homework

Using the knowledge  
organiser to understand key  
terms

Watch live or recorded  
performance when they get  
the opportunity



### Assessments

Students are assessed  
throughout the 5 basic skills  
plus their use of teamwork  
and effort. Students will  
complete a final assessment  
focusing on a range of  
Physical Theatre skills.



**“As far as I’m concerned all theatre is physical.” - Simon McBurney**



# English, Media and Library

## Year 8 - (Autumn term)

**KS3 Lead: Lizzie Jones**  
[ljones2@brookvalegroby.com](mailto:ljones2@brookvalegroby.com)

**Enrichment: Fran Nolan**  
[fnolan@brookvalegroby.com](mailto:fnolan@brookvalegroby.com)

**Senior Faculty Lead:**  
**Amanda Bellamy**  
[abellamy@brookvalegroby.com](mailto:abellamy@brookvalegroby.com)



### What are we learning this term?

#### ***Mystery and Terror - Gothic Literature***

- creating a genre specific atmosphere
- language and literary analysis
- creative writing
- audio-visual texts

#### ***Watching the detective - Crime Fiction***

- literary genre study
- language and literary analysis
- creative writing

If you have overdue books from the library could



you please return them ASAP.

### Enrichment

Lunchtime Library clubs:

**Monday:** Board game club

**Wednesday:** Quiet study and reading

**Friday:** Book club

Watch out for details regarding our new **Reading Plus** programme for KS3!



### Homework

Students have been given their A5 homework booklet to complete and return to class on the day their teacher has selected as 'homework check day'



**KO study (10 minutes)**  
**Grammar Practice (10 minutes)**  
**KO's are on Google Classroom**

### Assessments

week commencing 23rd October - creative writing using a visual stimulus



*"Show me a family of readers, and I will show you the people who move the world."*



## Food - Year 8 - Nutrition

### Useful contacts / information

[ebayne@brookvalegroby.com](mailto:ebayne@brookvalegroby.com)

Subject Lead

[splatt@brookvalegroby.com](mailto:splatt@brookvalegroby.com)

[rpopper@brookvalegroby.com](mailto:rpopper@brookvalegroby.com)

If you have any questions, please do not hesitate to contact your son/daughter's subject teacher or the Subject Lead



### What are we learning this term?

During this rotation students will learn about health and safety in the food room and Hygiene practises. Why do we eat food?

They will learn about the Eatwell guide and how to make healthy choices.

Students will complete a sensory analysis activity relating to soup.

Nutritional needs of specific groups are considered and special diets for different food choices and medical conditions are researched.

Dietary guidelines and healthy eating are also considered.

Do-now general knowledge is included in written lessons

During this rotation students will produce various dishes.

Pizza. Cheesecake. Spicy sausage bolognese. Soup. Fruit plait and Cottage pie. These dishes provide students with the opportunity to develop skills such as weighing, measuring, chopping, shaping, peeling, whisking, melting, rubbing in, sieving, segmenting, slicing and blending.

Cooking skills are extended in year 8 through these recipes.



### Enrichment

An ADT Enrichment Google Classroom created for students.

Students can adapt recipes to suit the needs of people at home.

Research new recipes and cook at home, bringing in pictures to display in school and gain rewards.

Competitions at various times of the year are held.



### Homework

Students are responsible for making sure they have the correct ingredients and containers organised ready for practical food lessons. Recipes are given out to students the week before and are posted on the Google classroom. Recipes may be adapted to suit dietary needs.

Students have access to Knowledge Organisers to support them with home learning (20:20:20)

A subject drive has been created for all students so that they have access to all materials to help them at home. This is shared with students in lessons.



### Assessments

1. A Mid-point assessment is made at week 5 and at the end of the rotation weeks 9 or 10.


Practical lessons are reviewed during each practical lesson and feedback given.

Students are marked in relation to the unit checklist (personalised learning checklist). It is communicated if they are Exceeding, Meeting or are Developing within the subject.



**"No one is born a great cook, one learns by doing" - Julia Child**





## Geography Newsletter - (Autumn term)

### Useful contacts / information

Rachael Gowdridge  
Head of Faculty - Humanities  
[rgowdridge@brookvalegroby.com](mailto:rgowdridge@brookvalegroby.com)

Laura Seaton  
Head of Geography and RS  
[Lseaton@brookvalegroby.com](mailto:Lseaton@brookvalegroby.com)



### Year 8 are learning this term:

#### Unit 1: Tectonic hazards

1. The structure of the earth
2. The different plate boundaries
3. How do earthquakes occur?
4. Case study in to 2 contrasting earthquakes
5. How do volcanoes occur?
6. What are the social, economic and environmental impacts of tectonic hazards?



### Humanities Enrichment

- Black History month assembly



### Homework

Students should complete Week 1 - 14 in their homework booklet.  
All work to be recorded in their booklet or in their planner.  
Teacher will check/reward/sanction geography homework weekly

Please ensure your children are meeting deadlines.



### Assessments

- 1) Baseline and knowledge quiz on tectonics
- 2) Plate tectonics - Earthquakes formal assessment





# GRAPHICS - Year 8 - Beach Project

## Useful contacts / information

[Sdixon@brookvalegroby.com](mailto:Sdixon@brookvalegroby.com)  
(Subject Lead and Faculty Lead)  
[Rpopper@brookvalegroby.com](mailto:Rpopper@brookvalegroby.com)  
[Isheerin@brookvalegroby.com](mailto:Isheerin@brookvalegroby.com)  
[Smamo-curtis@brookvalegroby.com](mailto:Smamo-curtis@brookvalegroby.com)  
[Agoodger@brookvalegroby.com](mailto:Agoodger@brookvalegroby.com)

If you have any questions, please do not hesitate to contact your son/daughter's subject teacher or the Subject Lead



## What are we learning this term?

### Rotation 1 (Week 1-10):

In this skills building unit the students will look at the British Seaside from a Graphic Design perspective. Students will explore the variety of key elements found at British coastal town or resort. They will use this knowledge to gather research images and information to support their drawing studies later on. In the first rotation, our learners start the project by producing a moodboard in Photoshop, selecting and researching a British Resort or town, analysing existing posters, analysing the work of Michael Craig-Martin and producing their first digital line drawing work in Photoshop.

### Rotation 3 (Week 21-29):

In the second half of the project we will work on producing a poster or postcard for their chosen British seaside resort or town. Students will start to put together their design in Photoshop and then develop this. To develop their poster or postcard, students will look at experimenting with colour, fonts, backgrounds, image, layout, blending options and information. Throughout the process of development our students will arrive at a poster or postcard design and will finally reflect on the progress that they have made throughout the unit by writing an evaluation.



## Enrichment

Live Competitions posted on the Schools Social Media website for all students to get involved in.

ADT Enrichment Google Classroom created for students to experiment and create additional pieces of work for fun. There are lots of choices for Graphics students to be able to experiment with Photoshop at home.

Other Enrichment opportunities will be advertised to the students in the first term as these are planned by ADT teachers.



## Homework

Students will be given a research homework and a practical homework. They will be asked to research a British seaside town of their choice as their main research task. They will then produce some sketched design ideas for their poster. This encourages drawing, thought into colour, composition, idea generation as well as awareness of layout and what advertising posters comprise of. Students have access to Knowledge Organisers to support them with home learning (20:20:20) A subject drive has been created for all students so that they have access to all materials to help them at home. This is shared with students in lessons.




## Assessments

1. Mid point of unit (end of rotation 2)
2. End point of unit (end of rotation 4)

Please note that in Graphics students have only single lessons in comparison to other ADT subjects. This is why the students are assessed at the end of the rotations so that they can make progress over a series of single lessons in the unit of work.

Students are marked in relation to the unit checklist (personalised learning checklist). It is communicated if they are Exceeding, Meeting or are Developing within the subject.





## History Newsletter - (Autumn term)

### Useful contacts / information

Rachael Gowdrige  
Head of Faculty - Humanities  
[rgowdrige@brookvalegroby.com](mailto:rgowdrige@brookvalegroby.com)

Ana Hall  
Head of History  
[ahall@brookvalegroby.com](mailto:ahall@brookvalegroby.com)

Daniel Tagg  
Lead Teacher KS3- History  
[dtagg@brookvalegroby.com](mailto:dtagg@brookvalegroby.com)



### Year 8 are learning this term:

**A Shift in Power:** Students are learning about how power has shifted between Church, King, Nobility and Parliament, beginning with King John and Magna Carta. They then learn how it developed through Simon De Montfort, the Black Death and the Peasants Revolt, into the religious turbulence of Tudor England and ending with assessing the Golden Age of Elizabeth I.

**Key Skills Covered:** Cause and Consequence, Change and Continuity, and historical significance. Students perfect describing and work on explaining.



### Enrichment

Students will have assemblies on Black History Month

There will be a Black History Month competition before half term.

History are also planning a Historical Bake Sale- where students can bake historical bakes or history themed bakes in aid of the Poppy Appeal



### Homework

Students should complete Week 1 - 16 in their homework booklet. All work to be recorded in their booklet or in their planner.

Teacher will check/reward/sanction History homework weekly

**Please ensure your children are meeting deadlines.**



### Assessments

First assessment is week 5/6 and covers Magna Carta, the creation of Parliament, the Black Death and the Peasants Revolt.

Second assessment is week 14/15 and is on the Tudors.





## Languages Newsletter – Year 8 – Autumn 2023

Welcome to the latest newsletter from the MFL Faculty. We would like to keep you up to date on everything we are learning and doing this half term. If you have any questions, please do not hesitate to contact us via email:

[salban@brookvalegroby.com](mailto:salban@brookvalegroby.com)



### What are we learning this term?

#### Single language Learners

*All languages: Daily Routine, Poetry, School.* Students will learn how to describe their daily routine, tell the time, practise their phonics again and describe their likes and dislikes at school.

#### Dual language Learners

*All Language: Where I live.* Students will learn how to describe where they live, the area and their homes.



### Knowledge Organiser – Retrieval learning

Weekly tests will be set and available to see on the Google Classroom.

French single language	German single language	Spanish single language
The tests are based on the following <a href="#">knowledge organiser</a>	The tests are based on the following <a href="#">Knowledge Organiser</a>	The tests are based on the following <a href="#">Knowledge Organiser</a>
Students can also use their <a href="#">Quizlet Classroom</a> to help practise for the weekly quizzes	Students can also use their <a href="#">Quizlet Classroom</a> to help practise for the weekly quizzes.	Students can also use their <a href="#">Quizlet Classroom</a> to help practise for the weekly quizzes
French dual language	German dual language	Spanish dual language
<a href="#">Knowledge Organiser</a> <a href="#">Quizlet Classroom</a>	<a href="#">Knowledge Organiser</a> <a href="#">Quizlet Classroom</a>	<a href="#">Knowledge Organiser</a> <a href="#">Quizlet Classroom</a>

### Enrichment

#### National Poetry Week:

Students in year 8 will be completing a phonics unit which sees them revisit their phonics from last year, read and analyse poetry in the language they are learning and write and illustrate their own poem.



### Homework

Homework is set every week in all Languages.

This will be in the form of a vocabulary (spelling test). See *above for the list of words.*

There will also be revision for assessments at key points in the year.



### Assessments

#### Single language learners:

Week beginning 23<sup>rd</sup> October – Phonics speaking and listening

Week beginning 20<sup>th</sup> November – Universals test 1

Week beginning 11<sup>th</sup> December – Writing assessment

#### Dual language learners:

Week beginning 27<sup>th</sup> November – Speaking and Listening assessment



*“Knowledge of Languages is the doorway to wisdom”* Roger Bacon





## Lifeskills Newsletter - Year 9

### Useful contacts / information

Adam Goodger - Faculty Leader  
[agoodger@brookvalegroby.com](mailto:agoodger@brookvalegroby.com)

Greg Godwin - Deputy Headteacher  
[ggodwin@brookvalegroby.com](mailto:ggodwin@brookvalegroby.com)

### What are we learning this term?

In Lifeskills, students cover topics within three core themes: Health and Wellbeing, Relationships and Living in the Wider World. These themes include our statutory responsibilities to teach about Careers and Relationship and Sex Education. This term, students will be looking at the following topics:

-

The Lifeskills curriculum is designed to be flexible. While the topics above are planned to be delivered in sequence, these may change to tackle in school or national issues that impact our students. Students have a Lifeskills lesson once every two weeks.

### Support

Lifeskills tackles important issues that we believe help to develop a well rounded individual. This means that we have a system of support for students who may find some of the learning challenging. Students are always signposted to support that is available to them in and out of school.




### Homework

Students aren't set homework as part of Lifeskills but we encourage them to keep up to date with the latest developments in the local, national and international news. Watching and reading the news is a great way to learn more about the wider world we live in.



**"Everyday of your life is another lesson. If you learn the lesson well and apply it; whether positive or negative, you determine what happens in your tomorrow"** - David Kofi Awusi





## Subject Newsletter - Year 8 - (Autumn term)

### Useful contacts / information

Paul McPherson - Faculty Leader  
[pmcpherson@brookvalegroby.com](mailto:pmcpherson@brookvalegroby.com)

Stephen Taylor-Fox - Assistant  
Faculty Leader (Lead Teacher for  
Key Stage 3)  
[sfox@brookvalegroby.com](mailto:sfox@brookvalegroby.com)



### What are we learning this term?

During the Autumn term we will be covering the following topics:

- Ratio and scale
- Multiplicative change
- Multiplying and dividing fractions
- Working in the Cartesian plane
- Representing data
- Tables and probability



### Setting in Mathematics

Students have been set based on their Year 7 Summer Assessment and their latest GL Assessment. We look at the setting following each term's Assessment to see if there are any students who are massively out of place.

#### Enrichment

Sparx Maths help club runs every lunchtime (1:30pm-1:50pm) in G03



#### Homework

Homework is set every Thursday on [Sparx Maths](#)



#### Assessments

The Autumn assessment will take place during the week commencing Monday 11th December



**“Pure mathematics is, in its way, the poetry of logical ideas.”  
– Albert Einstein**



## Music - Year 8 - Autumn Term

### Useful contacts / information

To find out any information about our Music Curriculum or enrichment please contact

Laura Smith- Head of Performing Arts and Music subject Lead  
lsmith@brookvalegroby.com



### What are we learning this term?

This term year 8 will be covering two topics. Our first topic 'On the Stage' is based all around Musical Theatre and continues to embed the vocal work from year 7. Students will be learning various parts from different musical theatre songs from a variety of genres, including rapping from 'Hamilton'. The focus will be on a vocal ensemble performance singing/rapping in two or more parts.

Next we will be moving on to 'All about the bass' which will explore different riffs and basslines from a variety of genres.. During this topic students will be learning how read the bass clef and bass tab, along with performing and composing riffs and basslines using the guitar and keyboards.



### Enrichment

Ukulele Club- Wednesday lunchtimes GMR  
School Production- Wednesday 3.30-4.30- GDR  
Music Ensemble- Thursday lunchtime GMR  
Vocalise with Mrs Woodall - Thursday 3.30-4.30 GDR  
Bandlab Club with Mrs Evans Friday Lunchtime-BMU  
**Performances- Open Mic 1st November**  
**Christmas Concert 20th December**



### Homework

Students complete a weekly quiz using teaching gadget

Login details are on the Google Classroom



### Assessments

Musical Theatre Performance

Bassline Composition

Bassline Performance

Google Form theory and knowledge Test



***Music is a world within itself with a language we all understand***

Stevie Wonder- Sir duke



# PHYSICAL EDUCATION



## PE Curriculum Newsletter: Year 8 - Autumn Term

### Useful contacts / information

Mr Brownnett

[jbrownnett@brookvalegroby.com](mailto:jbrownnett@brookvalegroby.com)

Mr Leonard

[jleonard@brookvalegroby.com](mailto:jleonard@brookvalegroby.com)

Mr Lord - Curriculum Leader

[mlord@brookvalegroby.com](mailto:mlord@brookvalegroby.com)

Miss Maclachlan

[amaclachlan@brookvalegroby.com](mailto:amaclachlan@brookvalegroby.com)

Mrs Richardson

[mrichardson@brookvalegroby.com](mailto:mrichardson@brookvalegroby.com)

Mrs Wiles - Head of KS3 PE

[lwiles@brookvalegroby.com](mailto:lwiles@brookvalegroby.com)

For updates on Twitter/X:  
[@bglic\\_pe](https://twitter.com/bglic_pe)




### What are we learning this term?

Students have two lessons a week and cover one particular activity for three weeks, so six lessons in total. Over the course of the Autumn term students in Year 8 will be covering some of the following activities: football, gymnastics, netball, badminton, hockey and Health Related Fitness. They will get a choice whether they do contact rugby this year, or not.

Each lesson has a 'Know, Grow, Show' objective. The 'Know' objective links in with the rules and regulations of the activity, the 'Grow' objective focuses on LORIC values and the 'Show' objective links with skill and technique development.

We lose the Sports Hall in November for two weeks due to Year 11 mock exams, so students will be able to compete for their house in an activity of their choosing during this period.



### Enrichment

The following clubs are open to all Year 8 students. Activities will change again after October half-term, so look out for the new timetable then.

**Basketball** - Wednesday lunch time in the Groby Sports Hall.

**Girls Netball** - Wednesday after school until 4:15pm.

**Boys Football** - Wednesday after school until 4:15pm.

House competitions will start on Tuesday lunch times soon.



### Homework

Each student will have a rules quiz to complete for homework at the end of each activity block of 6 lessons. These rules quizzes are posted on each group's Google Classroom and are completed digitally using Google Forms. The results from these quizzes allow us to assess students under the 'Know' strand of our assessment policy.



### Assessments

We assess students in PE at the end of each activity block. We assess them in three areas:

**'Know'** - knowledge of rules and regulations.


**'Grow'** - demonstrating LORIC character values.

**'Show'** - the ability to perform activity specific skills and tactics under competitive pressure.



**'The only one who can tell you 'you can't win' is you, and you don't have to listen'**  
**Jessica Ennis-Hill**





## Religious Education Newsletter - (Autumn term)

### Useful contacts / information

Rachael Gowdridge  
Head of Faculty - Humanities  
[rgowdridge@brookvalegroby.com](mailto:rgowdridge@brookvalegroby.com)

Laura Seaton  
Head of Geography and RS  
[Lseaton@brookvalegroby.com](mailto:Lseaton@brookvalegroby.com)



### Year 8 are learning this term:

Unit 1: Is death the end?

1. Consider different people's ideas about the meaning of life
2. Religious and non-religious ideas about the afterlife; Christianity, Buddhism and Humanism
3. Why do religious rules help motivate a person's actions
4. Research into different religious funerals



### Humanities Enrichment

- Black History month assembly



### Homework

Students should complete Week 1 - 14 in their homework booklet.

All work to be recorded in their booklet or in their planner.

Teacher will check/reward/sanction geography homework weekly

**Please ensure your children are meeting deadlines.**



### Assessments

- 1) Baseline and knowledge quiz on 'Is death the end?'
- 2) 'Is death the end?' formal assessment





## Subject Newsletter - Year 8 - (Autumn term)

### Useful contacts / information

Helen Hawke - Faculty Leader  
[hhawke@brookvalegroby.com](mailto:hhawke@brookvalegroby.com)

Dina Gajjar - Asst Faculty Leader (KS3 link / progress lead)  
[dgajjar@brookvalegroby.com](mailto:dgajjar@brookvalegroby.com)

Ross Dixey - Asst Faculty leader (Tassomai link)  
[rdixey@brookvalegroby.com](mailto:rdixey@brookvalegroby.com)



### What are we learning this term?

**Organisms 2 - Breathing** (investigate a claim linking height to lung volume) **and digestion** (evaluate how well a model represents key features of digestion)

**Forces 2 - Contact forces** (investigate factors that affect the size of frictional forces or drag forces) **and pressure** (investigate how pressure from your foot onto the ground varies with different footwear)

**Matter 2 - Periodic table** (sort elements using chemical data and relate this to their position in the periodic table) **and elements** (compare the properties of elements with the properties of the compounds they form)



### Enrichment

Science club



### Homework

Science - 2 daily goals on Tassomai



### Assessments

End of module tests for all modules



**“Scientists have become the bearers of the torch of discovery in our quest for knowledge.” – Stephen Hawking**



## TEXTILES - Year 8 - (All Rotations)

### Useful contacts / information

[hdepledge@brookvalegroby.com](mailto:hdepledge@brookvalegroby.com)

(Subject Lead (textiles) and  
Assistant Faculty Lead)

If you have any questions,  
please do not hesitate to  
contact your son/daughter's  
subject teacher or the Subject



### What are we learning this term?

In year 8 we undertake a Pablo Picasso inspired project where students investigate the work of the artist before designing and making a cushion cover using a variety of textiles skills and techniques.

Student will complete the following tasks;

- Researching information around a topic
- Designing products to suit a theme
- Developing and improving skills and techniques in textiles from those learnt in Year 7
- Producing a product for a specific theme
- Developing independence in their learning
- Use of knowledge organiser and testing of understanding



### Enrichment

Live Competitions posted on the  
Schools Social Media website for all  
students to get involved in.

ADT Enrichment Google Classroom  
created for students to experiment  
and create additional pieces of work  
for fun (these could be added into the  
Coursework Portfolio for additional  
marks/experimentation).

Extended Support available to support  
our students outside of lesson time  
with their design work so  
that they succeed in the  
subject.



### Homework

For homework, students are expected  
to complete revision of their  
knowledge organisers by revising the  
relevant section for the week and self  
testing in their planners. The sections  
expected to be learnt are posted in  
the Google Classroom. In the following  
lesson students will be quizzed using  
their Do Now sheets in lessons.  
Students have access to their  
Knowledge Organisers on the Google  
Classroom and if required can have a  
copy printed for them.  
A subject drive has been created for  
all students so that they have access  
to all materials to help  
them at home.



### Assessments

Students will be assessed in two areas  
in year 8, their written work and their  
practical work.

Written work consists of research,  
designing and evaluating throughout  
the project.

Practical work consists of any  
experimentation work they produce as  
well as the manufacture of their final  
product.

Students will be assessed as either  
exceeding, meeting or developing in  
relation to their work.



**'Make it simple but significant' - Don Draper**