













A Family Guide to Supporting with Homework at BGLC



As students enter secondary school the demands of homework increase and students will be expected to become increasingly independent in order to help them to prepare for exams in Year 11 and 13. We strongly value the positive role that homework plays here for our students at BGLC. Research from the Education Endowment Foundation has shown that completing regular and purposeful homework activities can have a positive impact of +5 months additional progress. We equally value the essential part that parents play in creating a supportive home learning environment where students can focus.

Whilst many of our students thrive with their 20:20:20 homework and the additional independence at Key Stage 5, we know that homework can sometimes be stressful for both students and parents! Sometimes parents feel unsure how they can motivate or how best to support their children. Therefore, in order to support you to support your children, we've put together a poster offering our **Top 10 Homework Tips at BGLC**.

| | |
|---|---|
|  <p>Make homework part of your regular conversations about school. Ask questions about what your child is learning and their homework activities for the week.</p> |  <p>Discuss how to create a routine and think about planning ahead. When will be the best time for homework? It is important to allow plenty of time for your child to ask their teachers any questions about difficulties before the due date.</p> |
|  <p>Think about the homework environment. Is there a suitable space at home for doing homework? Check that they can access a well-lit desk space and check that they have access to stationery supplies.</p> |  <p>Make sure that your child has thought about their organisation. What subjects are they working on and when? What time have they got? Have they got access to their Knowledge Organisers? Can they access their Google Classroom to find their resources?</p> |
|  <p>Help your child by setting targets. Ask them to tell you what they have been learning in their homework. Offer to help test them and give them supportive feedback. Students will have Knowledge Organisers for most lessons which makes quizzing easier as they are laid out in distinct sections.</p> |  <p>Be cautious about distractions. Whilst we use technology to support our homework approach, sometimes it is best to remove the temptations to use that app or watch that video.</p> |
|  <p>Showing that you are present is sometimes all that is needed for older children. Check in with your child. Suggest a small break or a chat if they are tearing their hair out.</p> |  <p>It is inevitable that students will struggle with their homework from time to time. Encourage them to make contact with their teachers or seek support from their tutors as this will be the best way to gain reassurance.</p> |
|  <p>We are all motivated by a pat on the back! Let them know how well they have done. Praise effort. Hopefully, class assessment scores will improve as a result of their homework efforts and new skills in organisation will develop.</p> |  <p>Make sure that students are doing the learning for themselves. Although collaboration can be useful, they are ultimately in charge of their own learning and need to be able to think for themselves and make their own mistakes.</p> |