

UCAS

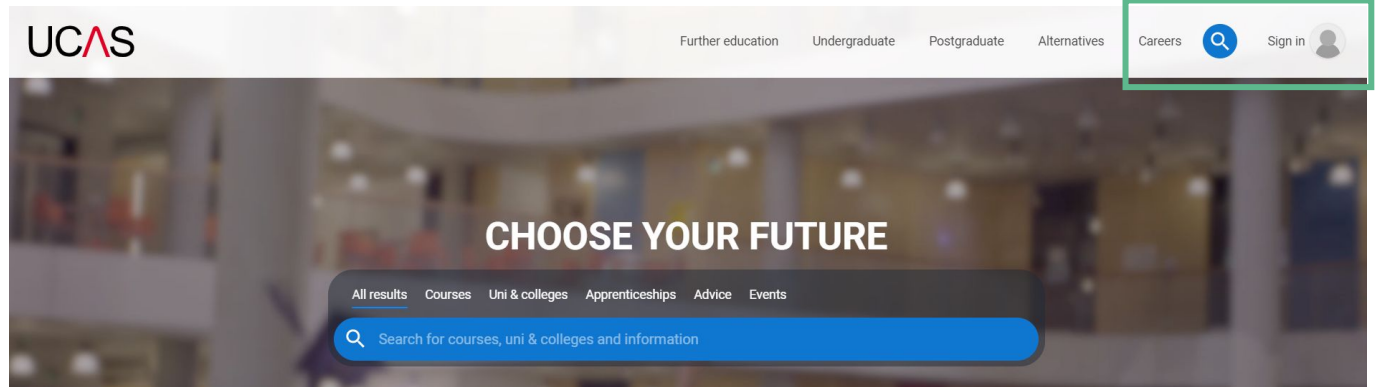
REGISTERING AN ACCOUNT WITH UCAS HUB

Registering for an account.

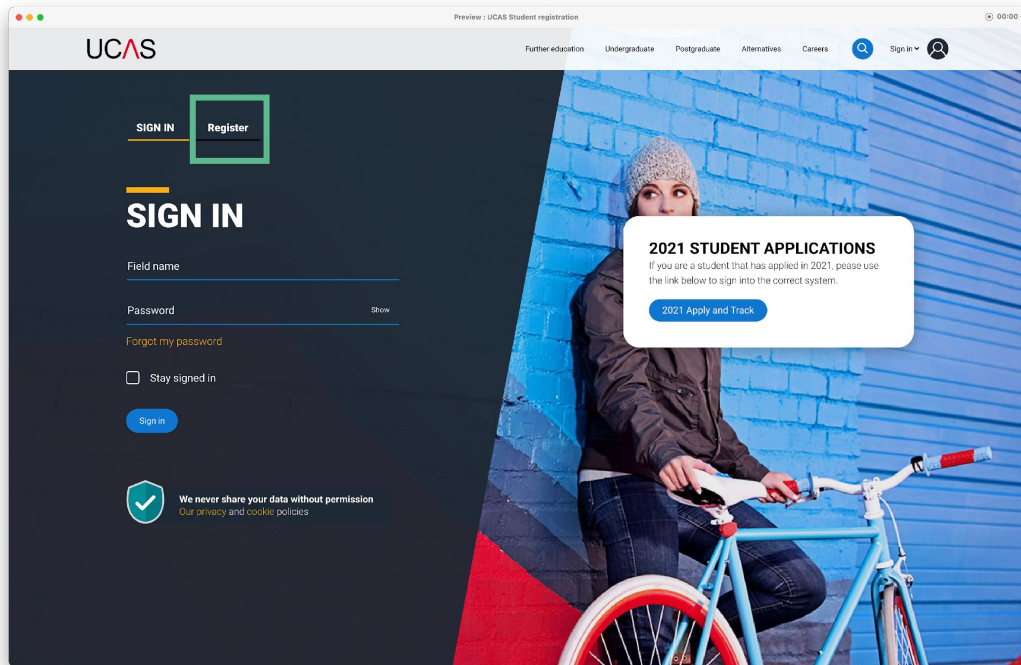
Registering for an account

Head to
ucas.com

Select **Sign in**
from the
drop-down
menu.



Registering for an account



Choose **Register**.

Note: The design of this screen is likely to evolve as we proceed through the application cycle.

Registering for an account

UCAS

[Further education](#) [Undergraduate](#) [Postgraduate](#) [Alternatives](#) [Careers](#) [Account](#)

Complete the short form.

Make sure the **password** is **memorable**.

Sign in **Register**

REGISTER

Email *

First name *

Last name

Password *

Confirm password *

I have read and understood the [Terms and conditions](#) *

Register

We never share your data without permission
[Our privacy and cookie policies](#)

Registering for an account

We'll email you a **code** to **verify** your email address, so we know we've got the right details.

UCAS

Email verification

Hi,

You now need to verify your email address.

Please enter **647527** when prompted on the website.

This verification code will expire after 5 minutes.

Kind regards.

UCAS

VERIFY YOUR ACCOUNT

An email has been sent to you on behalf of UCAS, with a code to verify your email address. Please enter the code below.

Code *

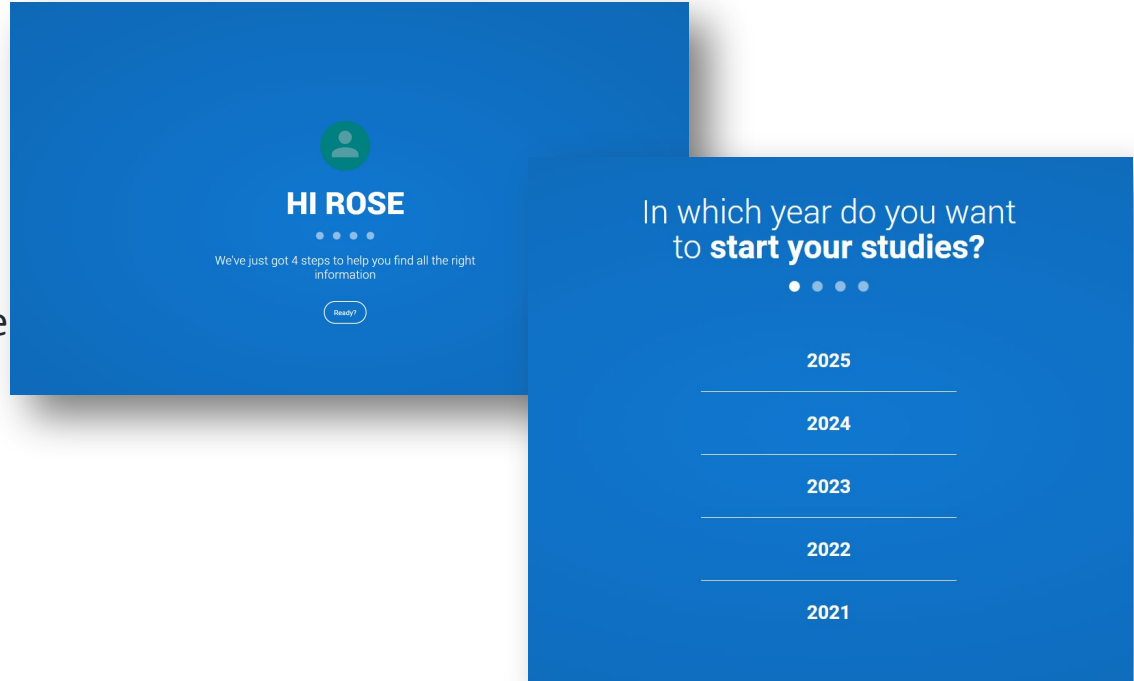
Verify

If you have not received an email, you can [request another code](#)

Registering for an account

Once you've registered, we ask you a few questions like when you want to start studying, where you live and what you're interested in so we can tailor the information you see.

Make sure you choose the correct study year, **2022** if you want to start next year.

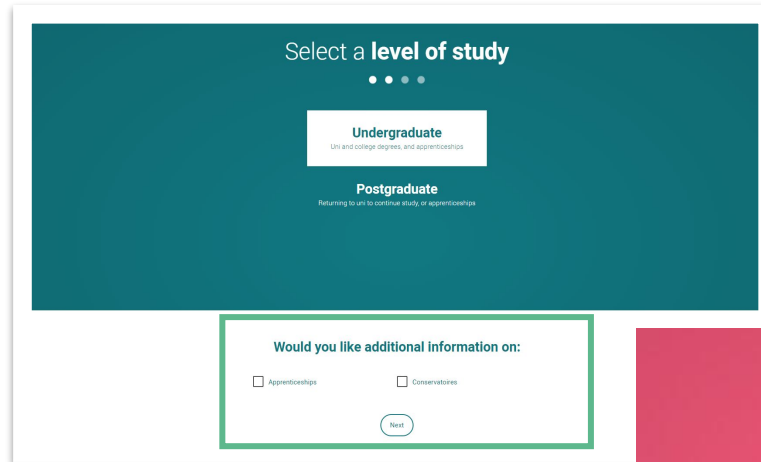


Registering for an account

Choose the correct level of study, it's **Undergraduate** if you are still at school/college.

You can choose to get information on **apprenticeships** and **conservatoires** here too.

Tell us where you live so we can direct you to the right information.



Select a **level of study**

• • • •

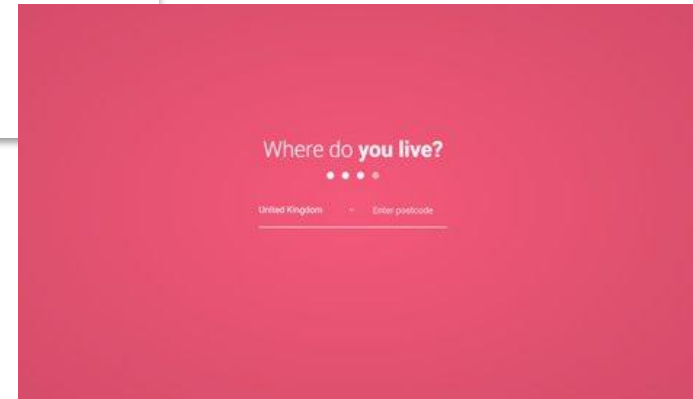
Undergraduate
UK and college degrees and apprenticeships

Postgraduate
Returning to uni to continue study, or apprenticeships

Would you like additional information on:

Apprenticeships Conservatoires

Next



Where do **you** live?

• • • •

United Kingdom Enter postcode

Registering for an account

Choose if you want to get tailored information about uni, college and apprenticeship options.

Select the **subjects** that you are interested in – you can change these at any point in your preferences.

Then scroll right to the bottom to **Create account**.

Your preferences

● ● ● ●


Stay up-to-date with unis, colleges, offers, and more

Get tailored info about uni and college courses, open days, and apprenticeship options. *

Yes No

Get great deals, offers, and freebies, including high street brands, tech, and travel. *

Yes No

 Just so you know, your data is safe with us, and we never pass your details to third parties for marketing purposes without your permission. You can change your mind, and update your personal details and preferences at any time. For more information on how we treat your personal data, including how to opt out, take a look at our [privacy policy](#).

Which subject(s) are you interested in studying?

Subject 1 *
Select an option

Subject 2
Select an option

Subject 3
Select an option

Create account

Your Hub

Once your account has been created your notifications and boards will be tailored to your choices and you can get started.....

Explore the boards and layout of UCAS Hub and discover what it can do to help you out with your research.

The screenshot displays the UCAS Hub dashboard with a dark blue background and teal accents. At the top, the text "YOUR HUB" is visible. Below this, there are three circular icons: a "0%" icon for "Your to do list" (with a sub-link "Open to do list"), a person icon for "Your preferences" (with a sub-link "Update for a better experience"), and a "2" icon for "Your notifications" (with a sub-link "Open notifications").

The main content area features several cards:

- READ NEXT** (red header): Contains a photo of five people sitting on a wooden floor. Below the photo is the section "FINDING A CAREER" with the text "Explore different jobs and pathways to your career." and a "READ MORE" link at the bottom.
- HUB LIVE** (dark blue header): Contains a video player with the title "Let's talk personal statements" and a subtitle "Personal statement expert, Jane Marshall, explains what a personal statement is, what to include, and how to structure yours." Below the video is a "SEE ALL" link.
- YOUR 2022 APPLICATIONS** (white header): Located at the bottom right.

Other visible elements include a "TARIFF POINT CALCULATOR" button at the bottom left, a "DATES & DEADLINES" button at the bottom center, and a "Feedback" button on the right edge. A small "Join Pin Group" button is also visible at the bottom right.

Your Hub

To get the best from UCAS Hub use the 'to do list' (tab in the top left).

If you work through the list it will help you to research what is on offer to you, the courses and universities and when the open days are.

It also has a handy tool to help you get started with your personal statement.

