



# Year 7 Induction Day

August 2020



# Welcome to Brookvale Groby!



It has been a strange year but finally we can meet face to face.



Today is going to be exciting!

You are the only students who are here today and so by the end of the day we hope you will be feeling a lot more confident.



# Our Motto



*Work Hard*  
*Be Kind*



# Our Values



*Self control with learning*

*Self control with others*

*Social intelligence*

*Gratitude*

*Curiosity and creativity*

*Zest*

*Grit*

*Growth mindset*

# The plan for today



We will be spending the day together as a tutor group. This morning we will be:

- Doing some activities to get to know each other.
- Having our photographs taken.
- Completing our computer login process.
- Getting our time tables and planners.
- Going for a look around the school.
- Doing some Learning Camp activities.

**Timetable**

Time	Monday	Tuesday	Wednesday	Thursday	Friday	Saturday
1						
2						
3						
4						
5						
6						
7						
8						

# The plan for today



This afternoon we will be having an assembly via a Google Meet with Mr. Teece and other members of the school staff team with some follow up activities.

Most importantly today you will have the chance to ask all of your questions.

Don't go home today without asking anything you are concerned about. We want you to be excited about starting your timetable next Tuesday - not worried.



# Planners and timetables



- Fill in the personal details in your planner as directed by your tutor.
- Copy the printed timetable that you have into the space in your planner.
- Make sure that you know what each abbreviation means on your timetable.
- It might be helpful to highlight the rooms that you will be going to on your map.

# Ice breakers and Games



Tutor choice of activity - some examples - feel free to use all, some or none but do some activities to welcome students in.

In year 7 this might be an opportunity to use the Best of Me's as some tutors have mentioned to me.

Talk time - introduce yourself to your neighbour (talk about listening skills) - 2 minutes each. Your partner will then introduce you to the rest of the group by telling them your name and 1 thing that you told them about you.



# Ice breakers contd.



- 3 truths and a lie - Write down or tell your partner / the whole group 3 true things about you and 1 lie. Can they guess or spot the lie.
- <https://www.boredteachers.com/classroom-ideas/21-social-distance-friendly-and-virtual-icebreakers-students-will-actually-have-fun-with> Use this link for access to a whole range of other possible activities.

# Coronavirus and Movement Plans



As well as all the usual parts of moving to a new school that we need to talk about today, the Coronavirus also means that there are a range of different measures in place in school that are designed to keep you safe and which you will need to play a part in.

We are going to spend a few minutes now looking at some of them.

# Coronavirus and Movement Plans



Some of the measures that we have in place to keep you safe.

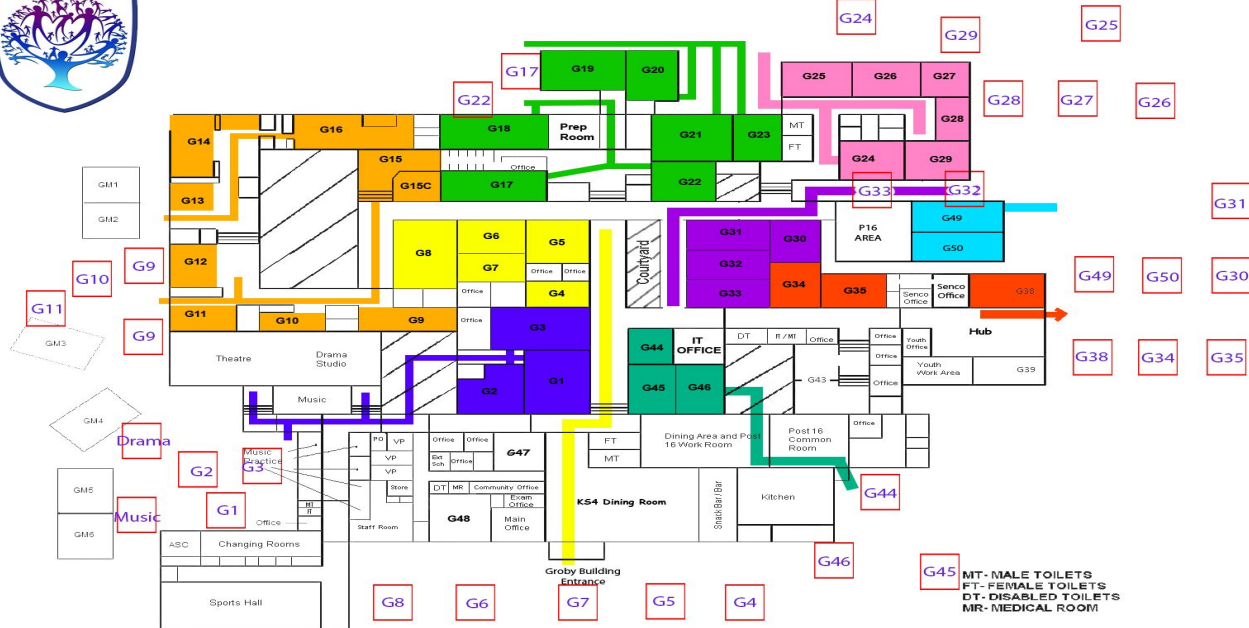
- Access to sanitiser and washing facilities - please use regularly. It is a good idea to carry your own personal sanitiser as well. Good hygiene by everyone is our best protection. Wash your hands regularly - when you arrive, before you eat, after you eat and regularly in between.
- All year groups will have their own bubbles.
- All year groups will have their own eating areas and outside social areas for break and lunchtime.
- Many adults will wear masks.
- You may wear a mask if you would like to but it is not compulsory in classrooms.

# Coronavirus contd.



- There will be no lockers available for the time being.
- You may come to school in PE kit on the days that you have PE.
- Change in guidance to wearing masks.

# Movement Plan

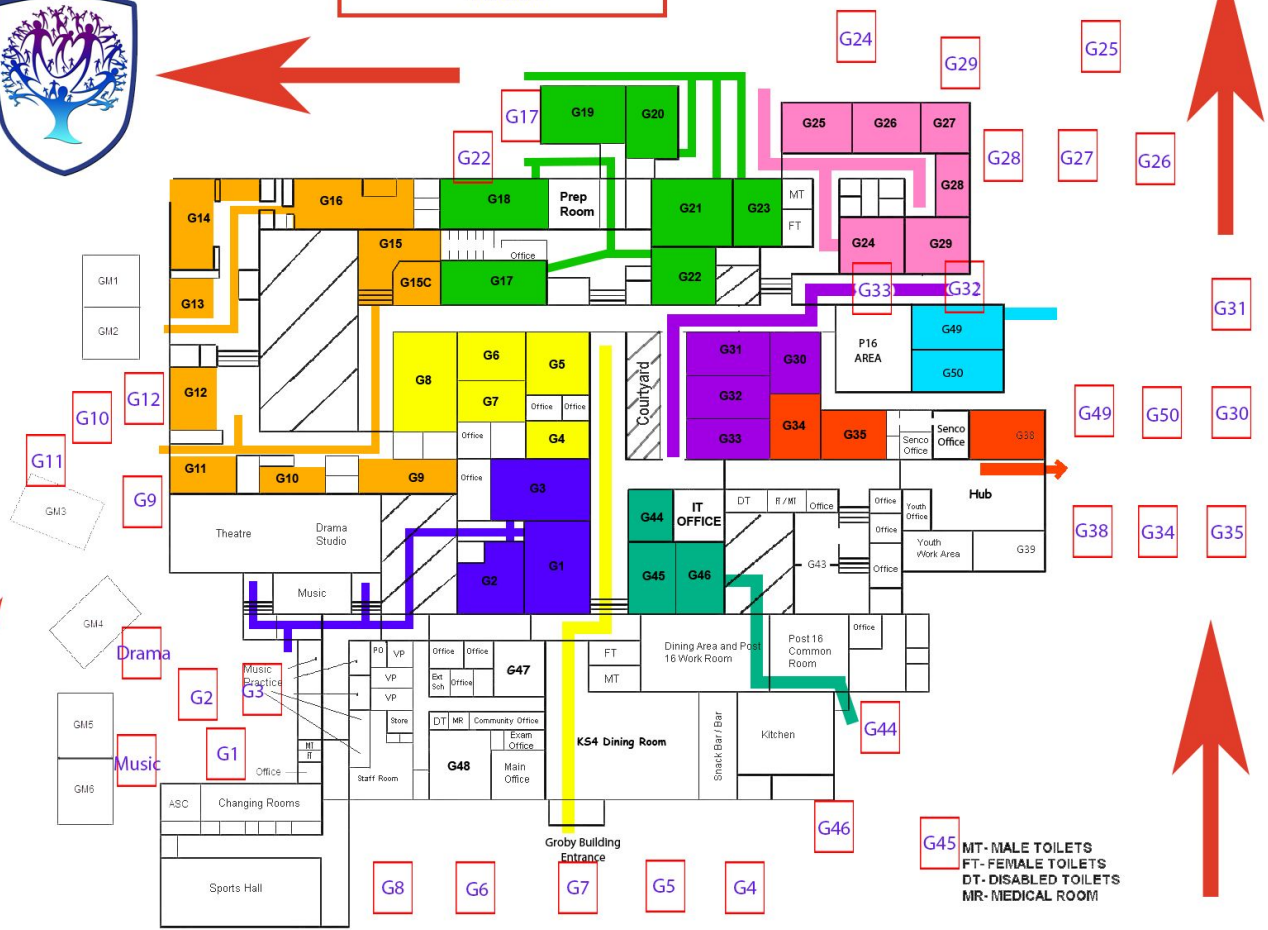


# Brookvale Groby Learning Campus

Valuing Everyone, Achieving Excellence



Please move in an anti-clockwise direction



G45 MT - MALE TOILETS  
FT - FEMALE TOILETS  
DT - DISABLED TOILETS  
MR - MEDICAL ROOM



# Movement Plan contd



Brookvale classrooms can all be accessed directly through their external doors and so there are no holding pens.

The only exception to this is B25. If you have a lesson in this room you should wait in the holding pen at the back of the Brookvale Gym from where your teacher will collect you.

More time than in the past will be spent outside for safety - PLEASE BRING A COAT EVERYDAY.

# Movement Plans





# Movement Plan



# Breaktimes and lunchtimes



Year 7 will have sole use of the BV dining hall. You will enter from the main front door and leave via the fire doors. Don't worry someone will show you.

At break and lunchtime a bell will sound half way at 11.10 and 1.45. You can ignore this bell as it signifies a change of sitting for other year groups.

At breaktime (unless it is raining) you should buy your food and go outside.

At lunchtime you may sit inside and eat but must not move any chairs from where they have been placed as these are ensuring social distancing is maintained.

# Breaktimes and lunchtimes contd.



Sandwich eaters should “picnic” outside in the fenced area outside the food rooms. You can see this on your tour shortly.

If the bell sounds to signal a wet lunchtime you should go to either the dining hall or the Brookvale gym. This will be opened from the inside by a member of staff.

In all food eating areas there will be distance markers around where you should line up.

You should wash your hands before and after eating.

# Breaks and lunches contd



At lunchtimes we will not be having as big a hot food choice as usual. It is likely to be mainly pasta, jacket potatoes baguettes and sandwiches. Breaktime will have the usual toast and hot cob offers.

The cash machines cannot be used at the minute to top up accounts - your parents will need to do this online.

# Buses and leaving the campus



At the end of the day we have changed our routines to give us all as much space as possible to spread out and maintain a social distance. No traffic at all is allowed to move between 3.10 and 3.20 so you are free to walk down any part of the drive.

Our buses have been spread out to make sure big queues don't mix together and so that students not getting the buses will not have to walk through the queues.

# Bus locations



Purple and Red buses will be outside the Groby building.

# Tour the school



Take your planner and a pen so that you can see which rooms apply particularly to you as you walk around and add any information to your maps that you think would be useful.

# Learning Camp



Most of you, either at your primary school or at home will have completed some of our usual Learning Camp Activities during the last couple of weeks of last term.

Learning Camp is our way of preparing you for life on our campus - the way we do things here.

We are going to spend some time going through some of that information now. Over the next few weeks we will do more of this and also remind you of things so don't worry if there seems a lot to remember!



# Campus Code



## Campus Code

### Students must:

- Arrive on time to lessons
- Listen to the member of staff without interrupting
- Follow instructions without argument
- Sit where they are told to sit
- Keep shirts tucked in and ties on at all times
- Bring the correct equipment to all lessons (Contained in a bag that will hold A4 folders)



### Students must not:

- Eat or drink in lessons (bottled still water allowed dependent on the subject)
- Wear outdoor clothes in the classroom
- Wear a hat inside the building
- Smoke **ANYWHERE** on campus
- Have mobile phones out between 8:40am – 3:10pm



#### YEARS 7, 8 & 9

- Wear makeup in school

#### YEARS 10, 11, 12 & 13

- Apply makeup in lesson time

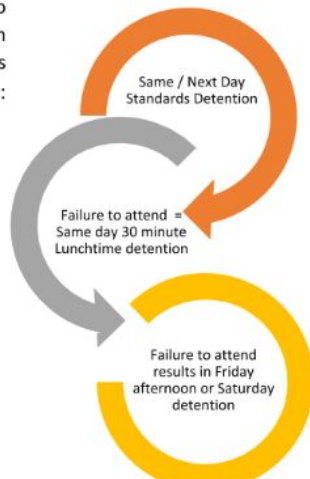
# Campus Code



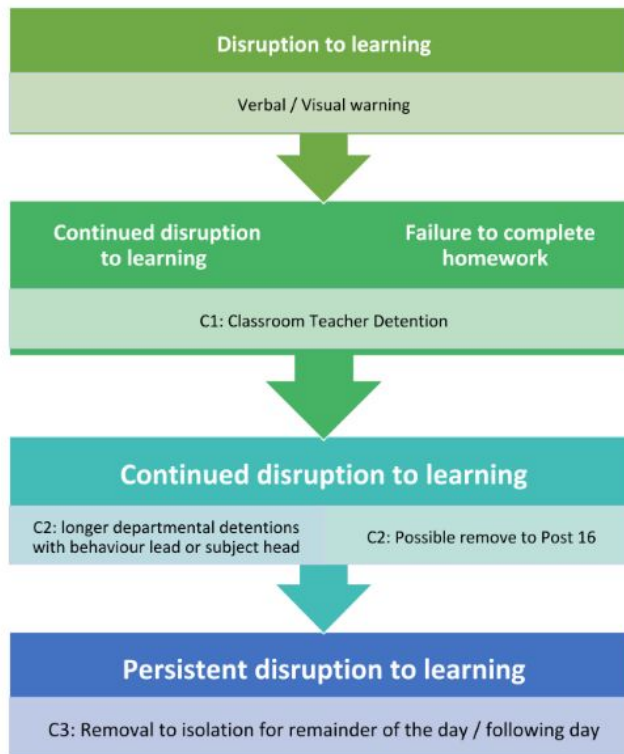
## Standards – Our Basic Expectations



Failure to comply with these standards will result in:



## Behaviour – Escalation Route



Work Hard Be kind



*Attendance*

# Attendance



The action or state of going regularly to or being present at a place or event.

## Quiz; Question 1



Which one of the following should a student do to be on time for school?

- a. Watch your favorite video
- b. Play with friends
- c. Get up on time
- d. Sleep in late

**SUCCESS  
DOESN'T JUST  
COME AND  
FIND YOU,  
YOU HAVE TO  
GO OUT  
AND GET IT.**

## Quiz; Question 2



**Which things could a student do to be prepared for school?**

- a. Do their homework**
- b. Lay out their school clothes**
- c. Go to bed early enough to get plenty of sleep**
- d. All of the above**

## Quiz; Question 3



**What time does school officially start?**

- a. 7:45**
- b. 8:30**
- c. 8:40**
- d. 8:45**

## Quiz; Question 4



**What time is a student late if they are walking into school?**

- a. 8:20**
- b. 8:45**
- c. 8:40**
- d. 8:30**



## Quiz; Question 5



**What should your parent/carer do if you are going to be absent?**

- a. Call the school in the morning and let them know you won't be there**
- b. Get you to tell your teacher(s) the next day when you return to school**
- c. The school doesn't need to know that.**
- d. Get your brother or sister to tell the office**

## Quiz; Question 6



**An excused absence from school would be:**

- a. It is a beautiful day and you want to ride your bike**
- b. Your favourite cousin is visiting**
- c. You have a temperature of 100 degrees**
- d. You just bought a new video game**

## Quiz; Question 7



**7. A good reason for being at school, on time, ready to work everyday is:**

- a. You will get better grades**
- b. You will get to see your friends**
- c. You will have a good habit of being on time**
- d. All of the above**

# *Get up and at 'em !*



How do you know that you are going to get to school on time?

Plan what you need to do each morning to make sure you get to school on time.

# *Get up and at 'em !*



What are the  
key facts ?  
Make notes as  
we discuss this.

# *Get up and at 'em !*



Group discussion promoting good attendance.

Why should you be at school?

Why is it important?

Come up with an attendance slogan

You have 5 minutes.

Attendance During one school year	Equates to days absent	Which is approximately	Which means the number of lessons missed
94%	10 Days	2 Weeks	50 Lessons
90%	19 Days	4 Weeks	100 Lessons
85%	29 Days	6 Weeks	150 Lessons
80%	38 Days	8 Weeks	200 Lessons
75%	48 Days	10 Weeks	250 Lessons
70%	57 Days	11.5 Weeks	290 Lessons
65%	67 days	13.5 Weeks	340 lessons

Minutes late per day	Equates to days of teaching lost in one year	Which means this number of lessons missed
5 mins	10 Days	17 Lessons
10 mins	7 Days	35 Lessons
15 mins	10.5 Days	52 Lessons
20 mins	14 Days	70 Lessons
30 mins	21 Days	104 Lessons

## Poster: Slogan Ideas



80 Percent of Success is Showing Up.  
 Attend Today, Achieve Tomorrow.  
 Be Here! Every Day. All Day. All The Way!  
 Be Here. Get There.  
 Being Here Is Half The Battle.  
 Everyday In School Matters.  
 Get An Education. Stay In School!  
 Grades Go Down When You're Not Around.  
 I Need To Aim To Attend School 100% Of The Time.  
 It's Cool To Be In School Everyday.  
 It's Not In To Be Out.  
 Missing School = Missing Out!  
 NBA All Stars. Never Been Absent.  
 On Time and On Target!

On Time and On Target!  
 School Attendance Matters.  
 School Isn't Boring If You're There.  
 School Keeps You Safe, Educates You, And Prepares You  
 For Your Future. Don't Miss Out!  
 Show Up. Grow Up!  
 Show Your Class. Stay In School.  
 Skipping Class Is Skipping Life.  
 Stay Cool And Be At School.  
 Stay In School, Keep Your Freedom.  
 Stay In School. Don't Be Late. Graduate.  
 Staying On Target Is The Best Way!  
 Thanks For "Beeing" Here.  
 There's No Time Like The Present and No Substitute For  
 Being Present.  
 Timing Is Everything. Get To School On Time!

Work Hard Be kind



*Homework*



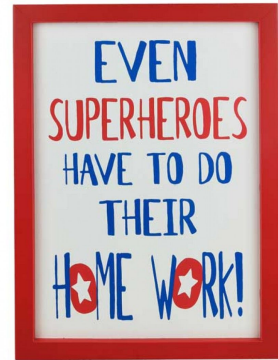
# Do Now



*“Homework is a waste of time.”*

*“Homework is just for geeks.”*

*Task: Write down at least 3 counter arguments to these comments.*



# Daily Homework

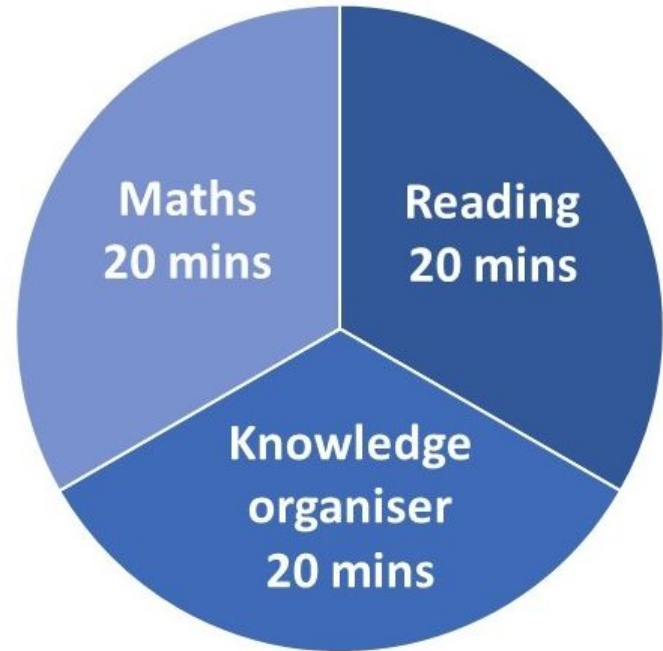


*Work Hard, Be Kind*

**Maths:** booklet with weekly sheets that are to be completed at home. Maths teachers will check these in lessons.

**Reading**

**Knowledge organisers**



# Daily Homework



You will now need to open  
your Student Organiser...




# Week 1

Friday 31st August 2018

Subject	Homework Evidence
French	J'aime les jeux télévisés Je déteste les informations feuilletons feuilletons feuilletons
Textiles	Questions to ask myself: what is an appliqué? How long is a seam allowance?
Science	$\text{Carbon dioxide} + \text{glucose} \rightarrow \text{oxygen} + \text{water} \quad \times \times$ $\text{Carbon dioxide} + \text{water} \xrightarrow{\text{light}} \text{glucose} + \text{oxygen} \quad \checkmark \checkmark$

Log for this Week: Reading and Maths Record

You are expected to do the equivalent of 20 minutes per day of Reading and Maths



# Progress Review 2019-2020

Term	Behaviour	Rewards	Attendance
Autumn			
Spring			
Summer			

## Autumn Term

What's gone well?

Targets for improvement:

## Spring Term

What's gone well?

Targets for improvement:





# Campus Values



## Pastoral Curriculum - Character Education



Zest is an approach to life filled with excitement and energy.

### ZEST



Gratitude is the appreciation of the benefits we receive from others and the desire to do something nice in return.

### GRATITUDE



Grit is sticking at something, even when it's hard. Sometimes called perseverance.

### GRIT



Having a Growth Mindset means understanding that intelligence can be developed through purposeful practice.

### GROWTH MINDSET



Social Intelligence is understanding other people's feelings and using what we know to react appropriately.

### SOCIAL INTELLIGENCE



Curiosity is a strong desire to learn or know something - it is the search for information for its own sake.

### CURIOSITY



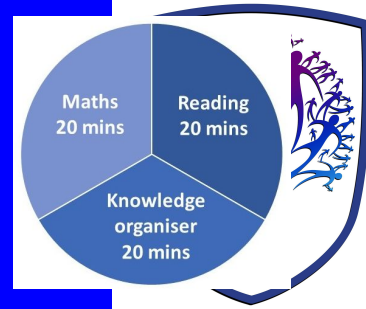
### Log for this Week: Reading and Maths Record

You are expected to do the equivalent of 20 minutes per day of Reading and Maths

Reading Book Title: Harry Potter & the Goblet of Fire	Maths Topic: Fractions
Pages read: • Monday + Tuesday: 60-85 • Wednesday - Friday: 85-110 • Weekend: finished book	• simplifying fractions • equivalent fractions • mixed numbers
Parent/Carer Signature: FJ Moss	Parent/Carer Signature: FJ Moss
English Teacher Signature: 	Maths Teacher Signature: A Trenchard

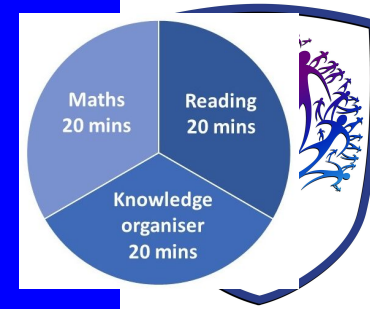


# Knowledge Organiser Homework



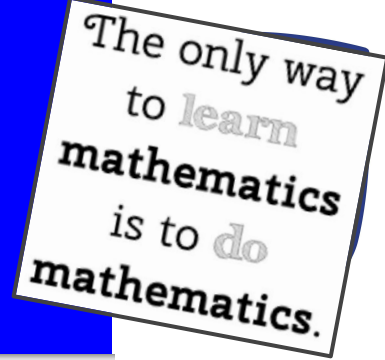
- At least 20 minutes of revision per weekday.
- Written notes in your organiser. Tutors will check this every Monday in tutor time.
- Actively engage with the information, e.g. make bullet points, draw diagrams, look-cover-write-check
- Quizzing on the content of KOs on a weekly basis by your subject teachers.

# Reading Homework



- At least 20 minutes of reading per weekday. Students to choose what to read, however form tutors, librarians and English staff will be happy to help with resources and recommendations.
- Students need to leave education with strong literacy skills.
- Many benefits of regular reading across all curriculum areas.
- Regular readers are more able to read at speed, develop a broader vocabulary, and construct organised and detailed written responses.

# Maths



The only way  
to **learn**  
**mathematics**  
is to **do**  
**mathematics.**

Mathematics is in everyone's daily lives.

A good maths education will provide our students with essential tools.

In a technological world Maths skills are hugely sought after.

We require students to engage with 20 minutes of Maths every day, outside of school.

Students in Year 7, 8 and 9 will be set maths homework which will be checked by their maths teacher.



## Brookvale Groby Learning Campus

Knowledge Organiser: Year 6 Learning Camp

# Homework and using your Knowledge Organisers



## Homework

Every school day you should be completing 20 minutes of reading, 20 minutes of Maths and 20 minutes working on your knowledge organisers. You should be studying/making notes/self-testing on at least 1 Knowledge Organiser (KO) within that 20 minutes.

You are to use your student diary to show the work you have done. You need to bring your KOs and student diary with you

**EVERY DAY** to school.

Your parents should sign your student diary every week to say you have completed your homework.

Parents should also sign off your reading and maths using the reading /maths log page at the end of each week in your student diary.

These will be checked by your tutor during Monday registrations each week.

You will also be tested in your lessons on knowledge from the organisers as part of the 'Do Nows' and other assessments.

## Self-testing

You can use your KOs and student diary in a number of different ways but you should not just copy from the Knowledge Organiser into your diary. Below are some possible tasks:

- Look, cover, write and check
- Ask someone to write questions for you
- Write your own challenging questions and then leave it overnight to answer them the next day
- Create mind-maps
- Create flashcards
- Put the key words into new sentences
- Mnemonics
- Draw a comic strip of a timeline
- Use the 'clock' template to divide the information into smaller sections. Then test yourself on different sections
- Give yourself spelling tests
- Definition tests
- Draw diagrams of processes
- Draw images and annotate/label them with extra information
- Do further research on the topic

## Presentation in Student Diaries

You should take pride in how you present your work in your student diaries. Self-testing should be completed in the space entitled 'Homework Evidence' and ensure that you note the subject in the space provided.

Year : 7

Term : 1

Work Hard, Be Kind

Work Hard Be kind



*E-learning*

# Network Login Campus website



## Network/Campus website

Username - firstinitialsurname

Password - password



# Work Hard Independent learning via the website



**Attention!** Last day of term is Friday 14 July - Campus closes at 1.20pm



## **BROOKVALE GROBY LEARNING CAMPUS**

Valuing Everyone, Achieving Excellence

# Google Classroom



The screenshot shows the Google Classroom interface for a class named "11Y4". At the top, there is a navigation bar with "STREAM", "STUDENTS", and "ABOUT" tabs. Below this, the class name "11Y4" is displayed, along with the names of the teachers, Amanda Bearne and Cherie Evans. The main content area shows a post from Amanda Bearne dated Sep 4, titled "Multiplication Video". The post includes a video thumbnail and the text "Multiplication end number - Corbettmaths" with a duration of "3 minutes". On the left side, there are sections for "No work due soon" and "TOPICS". A red plus sign button is visible in the bottom right corner of the interface.

From this year,  
each of your  
subjects has a  
classroom  
automatically  
created



# Google Classroom - Homework



Your teachers will post your homework in the classroom so you know which part of the knowledge organiser to work on each week. Like the example below:

Due Jul 12

## Knowledge Organiser Homework Summer Term 2

 Victoria Murphy May 16 (Edited May 16)

Week 34 - 3rd June 2019 - Learn all parts of être from the box titled 'Past Tense with Etre'.

Week 35 - 10th June 2019 - Learn the rules for negative past tense from the box titled 'Negatives'.

Week 36 - 17th June 2019 - Learn the time phrases numbers 11-16.

Week 37 - 24th June 2019 - Learn the time phrases numbers 17-21.

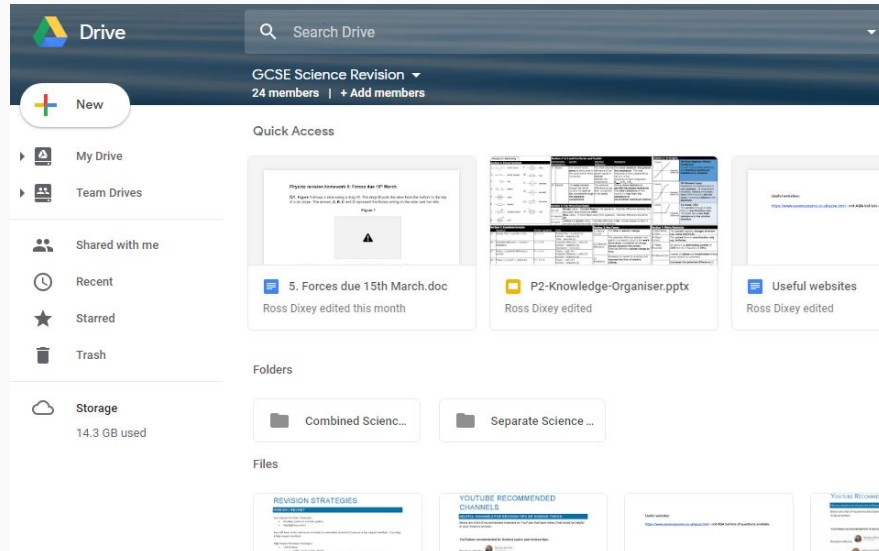
Week 38 - 1st July 2019 - Learn the present tense endings for verbs from the box titled 'Present Tense'

# Knowledge Organiser Team Drives



## Team Drives

Knowledge Organiser  
Science, English



Work Hard Be kind



*Tutor Time Activities*  
*- The Pastoral*  
*Curriculum*

# Tutor Time: What should I expect?



	Year 7	Year 8	Year 9	Year 10	Year 11
Monday	Knowledge Organiser Standards / Equipment Check	Knowledge Organiser Standards / Equipment Check	Knowledge Organiser Standards / Equipment Check	Knowledge Organiser Standards / Equipment Check	Knowledge Organiser Standards / Equipment Check
Tuesday	Assembly	Reading / Tutor 1 to 1	Reading / Tutor 1 to 1	Assembly / Reading / Tutor 1 to 1	Reading / Tutor 1 to 1
Wednesday	Directed Activity Assembly Planning	Assembly	News Bulletin / Arts Discussion	Assembly / Reading / Tutor 1 to 1	News Bulletin / Arts Discussion
Thursday	News Bulletin / Arts Discussion	Directed Activity / Assembly Planning	Assembly	Directed Activity / Careers Presentation Planning	Assembly / Revision Presentation Planning (Core Subject Yr 10 topic)
Friday	Reading / Tutor 1 to 1	News Bulletin / Arts Discussion	Directed Activity / Aspirational Presentation Planning	News Bulletin / Arts Discussion	Assembly / Revision Presentation Planning (Core Subject Yr 10 Topic)

## Year 7

By the end of Year 7 students will be expected to:

- Contribute to a TG Assembly
- Compete in a House Competition/ Enrichment Activity
- Take part in a CPR interactive session
- Contribute to a House Charity Event
- Contribute to weekly discussions / activities regarding assembly topics, news events etc
- Complete a book review
- Have a 1:1 review with your Tutor every term (minimum)
- Weekly review of Knowledge Organisers

## Year 9

By the end of Year 9 students will be expected to:

- To make a presentation to your TG: What role model inspires you?
- Compete in a House Competition/ Enrichment Activity
- Take part in a CPR interactive session
- Contribute to a House Charity Event
- Complete a revision timetable for the Year 9 Mock Exams
- Complete your options form
- Complete a book review
- Have a 1:1 review with your Tutor every term (minimum)
- Attend the Options Open Evening
- Weekly review of Knowledge Organisers

## Year 8


By the end of Year 8 students will be expected to:

- Contribute to a TG Assembly
- Compete in a House Competition/ Enrichment Activity
- Take part in a CPR interactive session
- Contribute to a House Charity Event
- Contribute to weekly discussions / activities regarding assembly topics, news events etc
- Complete a book review
- Have a 1:1 review with your Tutor every term (minimum)
- Weekly review of Knowledge Organisers

## Year 10

By the end of Year 10 students will be expected to:

- Contribute to a group presentation to your TG on a specific career
- Compete in a House Competition/ Enrichment Activity
- Take part in a CPR interactive session
- Contribute to a House Charity Event
- Complete a revision timetable for the Year 10 Mock Exams
- Complete a RAG analysis for the topics within a subject
- Complete a book review
- Have a 1:1 review with your Tutor every term (minimum)
- Weekly review of Knowledge Organisers
- Attend the Post 16 Open Evening and Careers Event



- Weekly review of Knowledge Organisers

subject

- Complete a book review
- Have a 1:1 review with your Tutor every term (minimum)
- Weekly review of Knowledge Organisers
- Attend the Post 16 Open Evening and Careers Event



## Year 11

By the end of Year 11 students will be expected to:

- Contribute to a group revision presentation to your TG on a topic within a core subject
- Compete in a House Competition/ Enrichment Activity
- Take part in a CPR interactive session
- Contribute to a House Charity Event
- Complete a revision timetable for GCSEs
- Complete a RAG analysis for the topics within an option subject
- Complete UCAS progress form
- Take part in a mock interview
- Weekly review of Knowledge Organisers
- Have a 1:1 review with your Tutor every term (minimum)

Work Hard Be kind



*Knowledge  
Organisers*

# Knowledge Organisers

## - Key Questions



*What is a Knowledge Organiser?*

*Why do I need them?*

*Where do I get them from?*

*How do I use them?*





# Knowledge Organisers

## - Key Questions




*What is a Knowledge Organiser?*

*Why do I need them?*

*Where do I get them from?*

*How do I use them?*



**Family**

1. Hast du Geschwister?	Do you have siblings?
2. einen Bruder	A brother
3. zwei Brüder	Two brothers
4. eine Schwester	A sister
5. zwei Schwestern	Two sisters
6. ich habe keine Geschwister	No siblings
7. keinen Bruder	No brothers
8. keine Schwester	No sisters
9. ich bin Einzelkind	I am an only child

**Animals**

10. Hast du Haustiere?	Do you have pets?
11. einen Goldfisch	a goldfish
12. einen Hund	a dog
13. einen Wellensittich	a budgie
14. einen Hamster	a hamster
15. eine Schlange	a snake
16. eine Schildkröte	a tortoise
17. eine Katze	a cat
18. eine Maus	a mouse
19. ein Kaninchen	a rabbit
20. ein Pferd	a horse
21. ein Meerschweinchen	a guinea pig
22. keine Tiere	no animals
23. viele Tiere	lots of animals

**Adjectives**

24. fluffig	fluffy
25. niedlich	cute
26. nett	nice
27. frech	cheeky
28. freundlich	friendly
29. nervig	annoying
30. schleimig	slimy
31. süß	sweet
32. stark	strong
33. sportlich	sporty
34. exotisch	exotic
35. langsam	slow
36. schnell	fast
37. stinkig	smelly
38. faul	lazy
39. glücklich	happy

**Grammar – possessive pronouns**

Below you will find the basic forms. Using the table on the right you can add the correct endings to match the gender of the thing that follows it.

mein – my → mein Vater (m)  
 sein – his → seine Mutter (f)  
 ihr – her → ihr Kaninchen (n)  
 ihr – their → ihre Geschwister (pl)

**Key Verbs**

haben –	
ich habe	
du hast	
er hat/sie hat/ es hat	
wir haben	
ihr habt	
sie haben	
Sie haben	
sein –	
ich bin	
du bist	
er ist/ sie ist/ es ist	
wir sind	
ihr seid	
sie sind	
Sie sind	

THE		M			
Das ist ...	der				
Es gibt ...	den				
A		M			
Das ist ...	ein				
Es gibt ...	einen				
MY		M			
start	mein	meine	mein	meine	
middle	meinen	meine	mein	meine	

# Typical Features

- ❑ Key pieces of information needed for a topic or range of topics.
- ❑ Used in all subjects
- ❑ A4 size with common branding
- ❑ Normally one per topic or per half-term



# Knowledge Organisers

## - Key Questions



*What is a Knowledge Organiser?*

*Why do I need them?*

*Where do I get them from?*

*How do I use them?*



**The curriculum has changed and we need to adapt to meet the needs of our learners.**

Over the last few years the formal curriculum we study in school has changed. Gone are the short modules examined throughout the school year. Instead, every course is linear which means students learn the content over a long period and are examined at the end of 2 or more years.

Every course also has **increased knowledge and content** or a higher level of skill requirement. Students need to know, in-depth, **more content** about a subject and **retain it for longer**. Their brains need to pull on a larger, broader and more in-depth body of knowledge and pull it together in the pressurised conditions of an exam.

During the exams students have many more papers to take and therefore they need to hold a **huge bank of knowledge in their head**. In other words students have to be **more skilled in learning and retaining lots of information for their exams**.

# Knowledge Organisers

## - Key Questions



*What is a Knowledge Organiser?*

*Why do I need them?*

*Where do I get them from?*

*How do I use them?*



# Knowledge Organisers - Organisation



- All subjects will produce KOs (per module/term)
- Accessed via Google Classroom, some may be printed
- At least 20 minutes of revision homework per weekday
- Written notes in your student organisers - actively engage with information (self-test) - Tutor to check every Monday
- Quizzing on the content on a weekly basis during lessons.
- If printed copies are given, students expected to store in folder at home

# Knowledge Organisers

## - Key Questions




*What is a Knowledge Organiser?*

*Why do I need them?*

*Where do I get them from?*

*How do I use them?*



# Knowledge Organisers - Key Questions



*The following video talks through a method of using Knowledge Organisers. There are other methods too!*



# Knowledge Organisers

## - Key Questions



# Methods of self-quizzing

- Ask someone to write questions for you
- Write your own challenging questions and then leave it overnight to answer them the next day
- Create mind-maps
- Create flashcards
- Put the key words into new sentences
- Look, cover, write and check
- Mnemonics
- Draw a comic strip of a timeline
- Use the 'clock' template to divide the information into smaller sections. Then test yourself on different sections
- Give yourself spelling tests
- Definition tests
- Draw diagrams of processes
- Draw images and annotate/label them with extra information
- Do further research on the topic



# Knowledge Organisers - Key Questions



*The following video talks through a method of using Knowledge Organisers. There are other methods too!*

# Reception Services



*Got a question - not sure what to do?*

*You can always pop along to Reception.*

*Access is via a hatch in the internal corridor  
( not the outside entrance).      Staff in the  
Reception office can help with .....*

# Reception Services



Timetable queries / first aid / feeling poorly / lost property / if you don't know where your classroom is ..... and lots, lots more!!!!!!