


Speech and Language



Colours

Touch something red.
Find something green.
Point to something orange.

Vocabulary

Touch the glue.
Touch the clock.
Touch the laptop.
Point to a book.

Two Step Direction

Touch the scissors, then a picture.
Touch the tablet, then a book.
Point to the teacher, then a clock.
Point to the laptop, then a chair.

Verbs

Touch the child who is painting
Point to the child who is using a tablet.
Find 2 children who are reading.

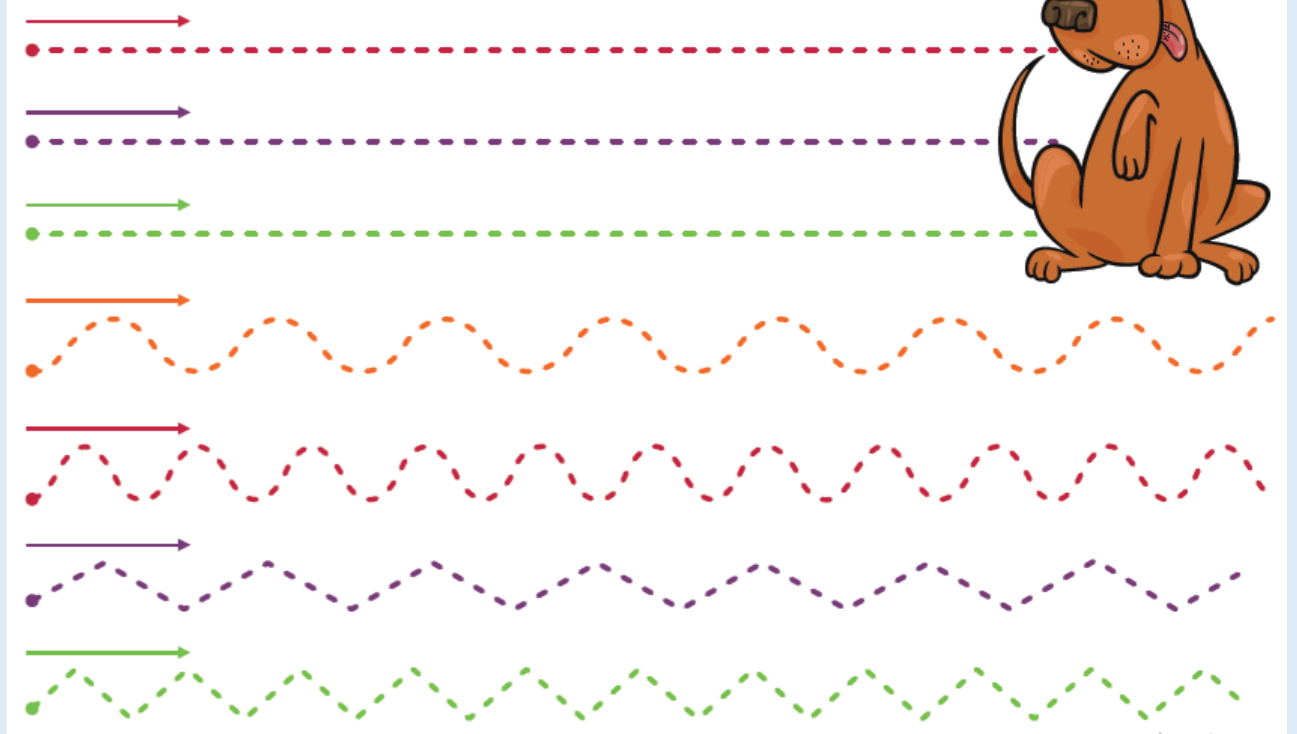
Challenge questions

How many children are in this classroom?
How do you think the children feel? Why?

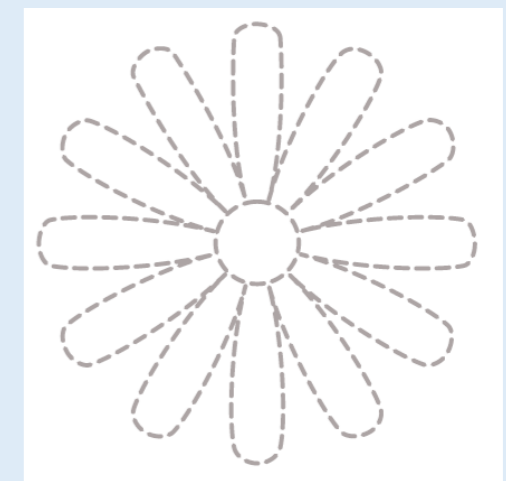
Fine motor skills

Pencil Control 1 Name _____

Start from the dots and carefully trace over the lines from left to right.



- Ask an adult to draw these lines onto a piece of paper.
- Follow the lines very carefully with a pencil or crayon.



Gross Motor Skills / Physical activities



SNAKE WALK

- Sit up on your knees
- Raise both arms above your head to be the snakes body and head
- Sway your arms and body together as one, side to side

© Tiny Tackers Therapy 2018



BEAR WALK

- Bend over, place hands on the floor
- Keep arms and legs straight and back flat
- Move right hand/foot at the same time
- Move left hand/foot at the same time
- Keep head down

© Tiny Tackers Therapy 2018

Try
these
Brain
Breaks



CAT WALK

- Bend over and place hands on the floor.
- Keep arms and legs straight
- Arch your back to get your belly button far away from the ground
- Move sides of body together (i.e., right hand/foot)

© Tiny Tackers Therapy 2018



BIRD WALK

- Stand on tip-toes
- Wave arms slowly up and down
- As wings move faster, run on tippy-toes faster
- As flapping slows, the bird comes to a stop
- Adult or leader can set the pace in a group

© Tiny Tackers Therapy 2018