


Speech and Language



Colours

Touch something yellow.
Touch something green.
Point to something red.

Two Step Direction

Touch a car, then a truck.
Touch the bike, then the plane.
Touch the dog, then the mouse.

Vocabulary

Touch a car.
Touch the bus.
Point to the snake.
Touch the truck.

Verbs

Touch someone who is driving.
Touch the child who is riding a bike.
Point to the person who is skateboarding.
Touch someone who is holding a baby.

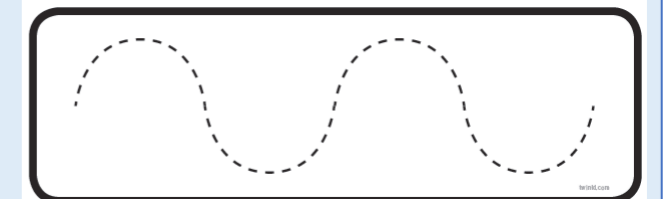
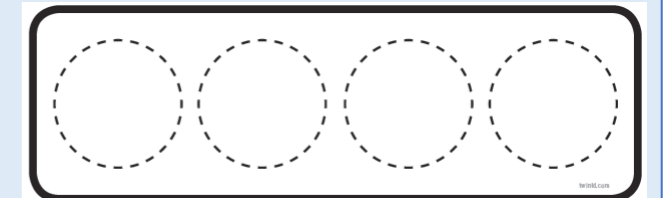
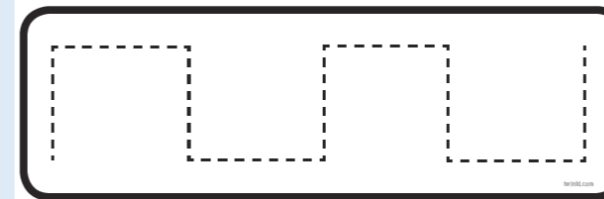
Challenge questions

Touch something that is not red.
Point to someone who is not driving
Which type of transport do you like the best? Why?

Fine motor skills

Practice your pencil control.

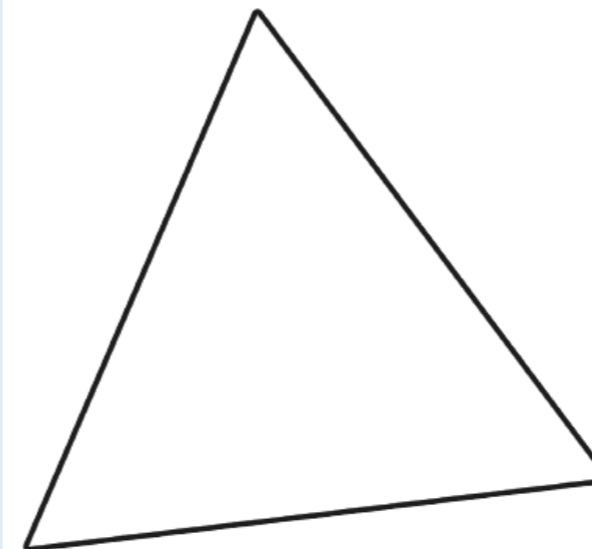
Ask an adult to copy these patterns on to a piece of paper. Can you follow the lines exactly with a different colour? Can you create some patterns of your own?



Shape Challenge

Pencil Control Activity

How many triangles can you fit inside the triangle? _____



Gross Motor Skills / Physical activities



Click on this link to develop your co-ordination and balance skills <https://www.youtube.com/watch?v=DcGFteFryoA>

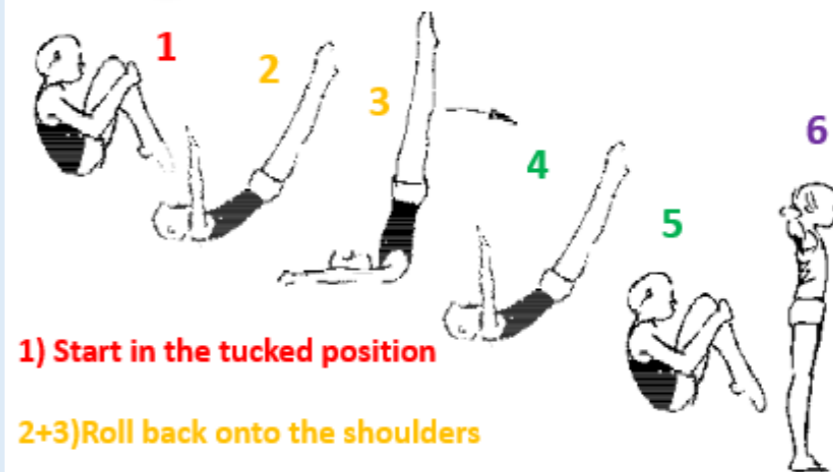
- ✓ Remember to do a warm up at the start of this activity

Heads, Shoulders, Knees and Toes

- Remind the children of the song 'Head, Shoulders, Knees and Toes'.
- Explain to the children that they are going to sing the song and complete the actions in a range of ways.
- They should keep signing the song and completing the actions while moving in different ways e.g. jumping, hopping, skipping, walking, jogging, hopping, tiptoeing.
- Use the cards so the children can see which action they should be completing.
- Play the game for about 5 minutes.



Try this.....



1) Start in the tucked position

2+3) Roll back onto the shoulders

4+5) Round your back and roll forward building momentum

6) Try to stand without using your hands

