

St. Ivo Academy



Student Revision Guide

KS3 Assessment Summer 2026

What is going to happen?

We believe that knowing what you know is really important. This can help your teachers understand what you can do and what you can remember. Where there are important things that you can't do or can't remember your teachers can then help you!

There will be assessments, sat in class, for you in a number of different subjects. You can see your timetable below. How you do in these assessments will change which stream that you are in. This is to ensure that you get support with how you're doing right now. This assessment doesn't tell us how clever you will be, it just helps us to make good decisions to ensure that you can work hard and get even better!

Timetable:

Year 7

	Monday 8 June	Tuesday 9 June	Wednesday 10 June	Thursday 11 June	Friday 12 June
Period 1	English	Maths	n/a	Science	n/a
Period 3	n/a	n/a	n/a	n/a	French
Period 4	PD	RE	History	Geography	n/a

Year 8

	Monday 15 June	Tuesday 16 June	Wednesday 17 June	Thursday 18 June	Friday 19 June
Period 1	English	n/a	Maths	Science	French
Period 3	PD	History	n/a	n/a	n/a
Period 4	n/a	n/a	RE	Geography	n/a

Year 9

	Monday 22 June	Tuesday 23 June	Wednesday 24 June	Thursday 25 June	Friday 26 June
Period 1	n/a	Maths	Science	Geography	French
Period 3	English	n/a	n/a	n/a	n/a
Period 4	PD	RE	History	n/a	n/a

What should I expect?

You will go to lessons as usual. You will see from your timetable that you will sit your assessment with your usual teacher. For example, if you had music period one on Monday, you would still go to your music classroom. However, rather than music for that period, you will instead do your English assessment. If you use a computer, please take your laptop to the lesson. If you have extra time, this will be given to you in the lesson.

How can I prepare?

We have given you everything that you need to revise for your assessment. You should use your Knowledge Organisers. You will not be asked anything that is not on these – that is why we've given them to you! You could create flashcards or get your parents/carers to help you at home. We have also prepared this booklet to help you with specific guidance and tips – do read it carefully.

Who can I talk to if I am worried or if I have a question?

In the first instance, do speak with your Form Tutor. They will be able to give you advice and guidance. In fact, we have asked your Form Tutor to talk more about the assessments that are coming. They will do this in the next few weeks.

If you have a very specific concern about a subject, speak to your class teacher or the head of department.

If you have a very specific concern about extra help and support, speak to Mrs Kay or Mrs Robertson.

English

There is nothing in the English assessment that you haven't been taught, or that is not part of your Knowledge Organiser. You should use your knowledge organiser to help you revise.

Key content to revise

Year Group	Key content
Year 7	<ul style="list-style-type: none">• Foundations of English Knowledge Organisers• Evolution of English Knowledge Organisers
Year 8	<ul style="list-style-type: none">• The Gothic Knowledge Organisers*• <i>Great Expectations</i> Knowledge Organisers• Poetry Knowledge Organiser
Year 9	<ul style="list-style-type: none">• Revision set on Bromcom

*You can also expect to be assessed on content from the year before.

What might the questions look like?

Although we do not want to tell you 'what' precisely we will ask you, we do not want you to be surprised by 'how' we ask you. You can expect questions to look like this:

Multiple Choice and short response questions:

One way that we ask questions is by providing you a question and then up to four different choices. You should circle the answer which you think is right. Sometimes we don't give you different choices but provide you a space to write your answer. You should do this as clearly as you can.

You will also notice how clear we are about how many marks you can be awarded – pay attention to this!

<p>The Origins of English Literature (10 marks)</p> <p>1. In Greek mythology, who was the queen of the underworld? (1 mark)</p> <ul style="list-style-type: none">a. Titaniab. Persephonec. Circed. Penelope <p>2. In the story of Prometheus, what did Prometheus steal from Zeus to give to mankind? (1 mark)</p> <p>_____</p>
--

We will also want to ask you to write more extended responses. This is where you will have an essay question and that will look like this here.

You will see how there are also guidance bullet points to help you with your answer!

Top Tips!

Year 7: make sure that you are clear on these key aspects:

- Key vocabulary definitions
- Writer's methods and how to spot them being used
- Key terminology about the English language
- Art of the Sentence

You can also check out these revision videos via the QR codes below.

Sland and Standard English	Using evidence
-------------------------------	----------------

Year 8: focus on revising:

- Key words: their definitions and how to use them accurately in context
- Key methods used by writers to create meaning.
- Art of the Sentence
- How to analyse unseen texts
- How to accurately write analytical paragraphs
- The core knowledge from Y7 Knowledge organisers.

You can also check out these revision videos via the QR codes below.

Imagery	Gothic Literature	How to respond to a poem
---------	-------------------	-----------------------------

Maths

There is nothing in the Maths assessment that you haven't been taught, or that is not part of your Knowledge Organiser. You should use your knowledge organiser, your booklets, and Sparx Maths to help you revise.

Key content to revise

Year Group	Key content
Year 7	<ul style="list-style-type: none">• Place value and the four operations with integers, negatives, and decimals• Applications of numeracy (area, perimeter, money problems, median, mean, metric units)• Addition and subtraction of fractions• Algebraic manipulation (simplifying, expanding, factorising) and sequences• Angles• Fractions, decimals, and percentages
Year 8	<ul style="list-style-type: none">• Solving linear equations (including forming and solving)• Ratio, proportion, and best buys• Multiplication and division of fractions• Area and circumference of circles and area of trapezia• Number sense (estimation, primes, HCF, LCM)• Angles in parallel lines• Collecting and organising univariate data (mean, median, mode, range, tally charts, pictograms, line graphs, bar charts, stem and leaf diagrams, pie charts).
Year 9	<ul style="list-style-type: none">• Further algebra (representing and solving inequalities, rearranging formulae, solving simultaneous equations, expanding double brackets).• Volume of 3D shapes• Pythagoras and Trigonometry (right-angled triangles)• Proportion and rates of change (interest, direct and inverse proportion, compound measures)• Standard form• Tables and probability (frequency trees, two-way tables, Venn diagrams)• Scatter graphs• Averages from frequency tables• Surface area• Contextual graphs (distance-time, conversion, real life)• Congruence and transformations

These are a selection of key topic areas, but **you can expect to be assessed on any content taught this year and also on content from the year before.*

What might the questions look like?

Although we do not want to tell you 'what' precisely we will ask you, we do not want you to be surprised by 'how' we ask you. You can expect questions to look like this:

Which of the following is a factor of 10? Circle the correct answer.
20 100 5 4

Which of these is a square number? Tick the correct answer.
<input type="checkbox"/> <input type="checkbox"/> <input type="checkbox"/> <input type="checkbox"/>
5 20 81 27

One way that we ask questions is by providing you a question and then different choices. Sometimes you will need to circle the answer, sometimes you will need to tick the correct box. You should look to circle or tick the answer which you think is right.

Work out $84 \div 3$
.....

Most of the time, a question will be asked where you will be expected to show your working before writing your answer on the answer line. There may also be questions where you have to complete a diagram or table.

Top Tips!

- You must show all of your working out.
- Check that you have answered the question.

Any booklets you have completed in school and taken home can be used for revision. They contain lots of examples your teacher has modelled during lessons. There may also be additional independent work questions that you didn't finish in class. You can complete these at home as part of your revision. You can also use Sparx Maths to access revision questions and videos. Click *Independent Learning* on the right-hand side of the Sparx screen, then type each code into the search bar. Try the questions first and watch the videos whenever you need support.

Y7 Sparx Codes	Y8 Sparx Codes	Y9 Sparx Codes
M704, M522, M763, M527, M1111, M431, M934, M429, M152, M635, M690, M963, M113, M774, M803, M390, M291, M610, M269, M996, M940, M521, M227, M698, M106, M288, M158, M410, M335, M671, M601, M835, M931, M813, M795, M531, M949, M327, M237, M100, M381, M166, M991, M502, M818, M163, M351, M679, M319, M393, M653, M958, M264, M553, M437, M476	M120, M237, M792, M707, M634, M647, M902, M957, M554, M681, M478, M885, M543, M267, M801, M525, M695, M157, M197, M216, M110, M265, M595, M169, M705, M231, M994, M131, M730, M878, M322, M108, M365, M719, M678, M606, M328, M934, M841, M940, M597, M644, M460, M738, M140, M183, M648, M210, M165	M384, M118, M242, M983, M658, M852, U989, U667, U601, U768, M765, M722, M697, M677, U533, M582, M478, M719, M678, U280, U476, U748, M769, M596, M899, M127, M441, M229, M518, M534, M661, M936, M551, M581, M124, M139, U903, U564

Question 6: What is the definition of diffusion? [1 mark]

.....

.....




.....

Many questions will be short answer questions where you should look at the number of marks available as this informs the number of points that you need to make.

Top Tips!

- In multiple choice questions, eliminate any answers that you are sure are incorrect first before selecting your chosen answer
- Use any diagrams given to help you answer questions- they may have labels with information that will help you
- Show all your working out in any questions that involve calculations and ensure that you check the units
- If you are unsure what a word means, try and break it down to see if you can get any clues what it is about
- Write your answers to longer answer questions in bullet points

You can also check out these revision videos via the QR codes below.

<p>Y7 & Y8</p> 	<p>Y8 only</p> 	<p>Y9</p> 
---	---	--

Geography

There is nothing in the Geography assessment that you haven't been taught, or that is not part of your Knowledge Organiser. You should use your knowledge organiser to help you revise.

Key content to revise

Year Group	Key content
Year 7	<ul style="list-style-type: none">• UK Landscapes• Weather and Climate• Earth's Story• Population
Year 8 <i>(will also assess content from Year 7)</i>	<ul style="list-style-type: none">• World of Water• Connected Economies• Ecosystems and Biomes• Volcanoes
Year 9	<ul style="list-style-type: none">• Revision will be set on Bromcom

**you can also expect to be assessed on content from the year before.*

What might the questions look like?

Although we do not want to tell you 'what' precisely we will ask you, we do not want you to be surprised by 'how' we ask you. You can expect questions to look like this:

5. Which of the following rock types is created by heat and pressure? (1 mark)

- a. Sedimentary rocks
- b. Igneous rocks
- c. Metamorphic rocks

One way we will ask you questions is through multiple-choice. You'll see a question followed by several answer options. When you choose your answer, **circle the option you believe is correct**. If you change your mind later, **cross out your first choice and clearly circle your new answer** so it's obvious which one you want marked.

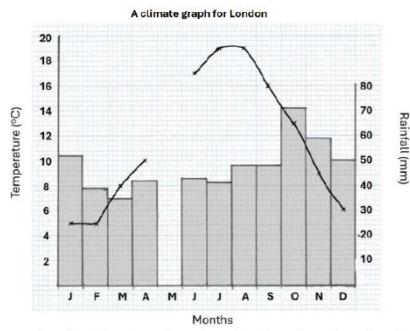
6. How does temperature change with height above sea level? (1 mark)

Some questions won't have choices but will have a space for you to write your answer in.

37. Explain why population density varies between places. (5 marks)

Questions worth more than one mark require clear development of your answer, and it is important that you write in full sentences.

32. Complete the climate graph below using the data in the table (2 marks)



	J	F	M	A	M	J	J	A	S	O	N	D
Temperature (°C)	5	5	8	10	14	17	19	19	16	13	9	6
Rainfall (mm)	52	39	35	42	50	43	41	50	49	71	59	55

IMPORTANT – some questions will *not* have a line for an answer and will not have a choice to select instead these questions may require you to complete a graph like the example shown here, or label / complete a diagram.

It is important that you do not miss these questions so make sure that **wherever you see marks in brackets next to a line you look carefully at the question.**

Your exam will contain lots of resources for you to use, including graphs, photographs, maps, and Ordnance Survey Maps (a key for OS maps will be provided at the front of your paper).

Top Tips!

- **Start at the top of each page** – always read from the beginning so you don't miss any instructions or questions.
- **Use the marks on the right-hand side** – they show exactly *where and how much* you need to write (or there might be an instruction to complete a graph or diagram – don't miss those questions!).
- **Check how many marks each question has** – more marks mean you need to develop your answer fully.
- **Use a sharp pencil for graphs and maps** – be neat, accurate and label carefully.
- **Review your answers at the end** – check you haven't skipped a question by accident.

You can also check out the Geography Scholar Hub via the QA code below.



SCAN ME

History

There is nothing in the History assessment that you haven't been taught, or that is not part of your Knowledge Organiser. You should use your knowledge organiser to help you revise.

Key content to revise

Year Group	Key content
Year 7	<ul style="list-style-type: none">• The Romans• Sutton Hoo• The Anglo Saxons• The Normans• The Rise of Islam• The Crusades
Year 8	<ul style="list-style-type: none">• Revision will be set on Bromcom
Year 9	<ul style="list-style-type: none">• Revision will be set on Bromcom

**you can also expect to be assessed on content from the year before.*

What might the questions look like?

Although we do not want to tell you 'what' precisely we will ask you, we do not want you to be surprised by 'how' we ask you. Using content that you have not studied, some example questions have been provided below. These show you the style of questions on the paper. You can expect questions to look like this:

- **A section of knowledge questions, sorted by topic that will be made up of multiple-choice questions (see Q1 example below) and short answer questions (see Q2 example below).**

Q1. Who is the current monarch in England?

- A. King Charles II
- B. Queen Elizabeth II
- C. King Charles III
- D. Queen Elizabeth I

Answer: _____

Q2. Who is the current Prime Minister of England?

Answer: _____

- **A timeline task where you must order events from the earliest to latest, for example:**

Place the following events in chronological order (from earliest to latest)

- The Second World War
- The Korean War
- The First World War
- The Gulf War
- The Vietnam War

- A section where you will complete longer written answers of a paragraph, for example:

Write **one paragraph** explaining **one reason** why the Soviet Union fell (**9 marks + 2 SPAG**)

You may wish to choose **one of the following** as a basis for your paragraph.

- The Strategic Defence Initiative (SDI)
- Gorbachev's New Thinking
- The Soviet Invasion of Afghanistan

Top Tips!

- Read all questions carefully. Reading each question twice before answering it will help you to fully understand what you are being asked to do.
- If you get stuck, move on to the next question. Revisit the question if there is time at the end.
- Plan longer written answers. Write down what you know about a particular factor and then organise these ideas into the order you will mention them in your answer. This will help you create a coherent answer and ensure there isn't anything you miss.

The best place to go for revision is to the History knowledge organisers. You can also check out these revision resources via the QR code below.

BBC Bitesize: Medieval England and the Wider World.



Personal Development (PD)

There is nothing in the PD assessment that you haven't been taught, or that is not part of your Knowledge Organiser. You should use your knowledge organiser to help you revise.

Key content to revise

Year Group	Key content	
Year 7	<ul style="list-style-type: none"> • Building healthy relationships • Staying safe – road, rail, water safety etc. • Puberty • Identity and Equality • Digital Safety 	<ul style="list-style-type: none"> • British Values • Protected Characteristics
Year 8	<ul style="list-style-type: none"> • Drugs and Alcohol • Identity and Relationships • Emotional and Physical Emotional Health • Skills, qualities and personal brand 	
Year 9	<ul style="list-style-type: none"> • Peer influence, substance misuse, and gangs • Respectful relationships • Drugs and Health • Careers, future decisions and finance 	

**you can also expect to be assessed on content from the year before.*

What might the questions look like?

Although we do not want to tell you 'what' precisely we will ask you, we do not want you to be surprised by 'how' we ask you. This assessment includes a range of question types. You can expect questions to look like this:

Multiple-Choice Question

8. Someone is not allowed to join a school club because of their religion. What is the correct term used to describe this behaviour? (1 mark)

- Unkindness
- Discrimination
- Stereotyping
- Catfishing

Short Answer Question

25. Name one advantage and one disadvantage of using social media. (2 marks)

a. _____

b. _____

For these questions, circle the correct answer.

Picture Question

22. Look at the image showing a workplace environment. Identify three possible hazards you can see. (3 marks)



Look at the image and identify what it shows.

Write a brief response for these questions.

Scenario Question

Read through the scenario below and answer the questions that follow.

1 Sadie's partner, Liam, often makes decisions for both of them and says, "It's
2 just easier if I handle things — you always get overwhelmed anyway." She
3 is starting to feel like she can't do anything alone. When Sadie suggests
4 meeting up with her friends, Liam replies, "Why do you need to see them?
5 I'm all you need." Liam regularly checks Sadie's phone and asks who she's
6 been texting, often accusing Sadie of cheating on him. If Sadie ever
7 disagrees with Liam, he accuses her of being ungrateful or starting an
8 argument. Sadie feels like she is trapped.

16. Which of the following is an example of coercive control in this scenario? (1 mark)

- Sadie forgetting to reply to a message
- Liam deciding what they both do without asking Sadie
- Sadie making plans to see her friends
- Liam helping Sadie with her homework

Read the scenario and answer the questions about it.

Top Tips!

- Read each question carefully. Some answers are very similar, so take your time choosing the correct one.
- Clearly circle your final answer. If you change it, cross out the old one so it's obvious which answer you want.

Religious Education

There is nothing in the RE assessment that you haven't been taught, or that is not part of your Knowledge Organiser. You should use your knowledge organiser to help you revise.

Key content to revise

Year Group	Key content
Year 7	<ul style="list-style-type: none">• Christianity• Judaism
Year 8	<ul style="list-style-type: none">• Dharmic Faiths• Islam
Year 9	<ul style="list-style-type: none">• Crime and Punishment• Philosophy of Religion

What might the questions look like?

Although we do not want to tell you *'what'* precisely we will ask you, we do not want you to be surprised by *'how'* we ask you. Using content that you have not studied, some example questions have been provided below. These show you the style of questions on the paper. You can expect questions to look like this:

- A section of multiple-choice knowledge questions, for example:

Q1. Which of the following statements expresses a belief?

- A. The earth orbits the sun
- B. Water boils at 100 degrees Celsius
- C. People should be vegetarian
- D. Chocolate is the best flavour ice cream

Answer: _____

- A section of open answer knowledge questions, for example:

Q2. Give **one** reason why a Christian would pray.

Answer: _____

- A section where you will complete longer written answers explaining beliefs, teachings, or practices. These questions will expect you to use the point, explain, point, explain structure to create a paragraph that clearly explains an important idea or belief.

Q3. Explain **two** Christian beliefs about the nature of God.

- A section where you will write an evaluation essay arguing for and against a statement and coming to a reasoned conclusion:

Q4. "All people should be atheists." Evaluate this statement.

Top Tips!

- Read all questions carefully. Reading each question twice before answering it will help you to fully understand what you are being asked to do.
- If you get stuck, move on to the next question. Revisit the question if there is time at the end.
- Plan the evaluation question before writing it so that your arguments are clear. Aim to explain your arguments fully and use examples to make your arguments stronger. In your conclusion, make sure you do not sit on the fence! Make it clear which side of the argument is strongest, and why.