





The information here may be useful in your development as a Textiles student, but GCSE Textiles is a practical qualification and it is therefore less important to recount facts than it is to synthesise the information and apply it to your practical work. Practising drawing, sewing and painting is the most valuable thing you can do.

Year 11		Autumn Term
Textiles		
Knowledge		Answer
1	Which of the visual elements would you explore if you were using Expanda foam?	Texture
2	 <p>On the sewing machine what is this foot used for?</p>	Free embroidery
3	What is free embroidery?	Drawing or mark making with your sewing machine. The needle is used as a pencil or pen to create images or to write with.
4	Should the feed dogs be up or down when using the free embroidery foot?	Down
5	 <p>What is this foot used for?</p>	Straight stitch and zigzag
6	When will you most likely use it?	When sewing the seams of clothes, cushions and bags, or machine couching
7	Should the feed dogs be up or down when using the straight stitch foot?	Up
8	What is couching?	An embroidery technique where thicker thread or string is laid on top of fabric and then secured with smaller stitches of another thread. These securing stitches are used to "couch down" the thicker thread or string, holding it in place on the surface of the fabric

9	Is couching a hand or a machine embroidery technique?	Couching can be done by hand, or by using the zigzag stitch on the machine
10	 <p>What is the name of the Japanese resist dye technique used to create this pattern?</p>	Shibori
11	How is this shibori pattern created?	<p>Wrap cloth around a pole, compress it down to form folds, and tie it tightly. Then the whole pole goes into the dye bath.</p> 
12	How does the shibori technique link to your current theme 'Gathering'?	line, tone, colour, shape, form, texture and pattern
13	Why must the feed dogs be down when using the free embroidery foot on the machine?	To enable the fabric to move freely
14	What is an embroidery hoop for?	Keeping the fabric taut and flat while you are sewing
15	What should be the last thing in your sketch book before you make your final piece?	A detailed plan of what you will make.