



# Newsletter

November 2024



# Autumn 2



- Our half termly newsletters are one of the ways that we share information with parents, so please do take the time to read them.
- All of our past newsletters are available on the website.
- In between the newsletters, information will be shared by email, through the app, and on the noticeboards by the entrances to the school.



# Winter clothes



As we are now into the coldest months, please make sure that children have appropriate clothing:

- A warm, waterproof coat
- Hat, gloves, scarf
- If it is raining – waterproof boots/shoes  
(children can change their shoes at school)



Please remember to put your child's name on any item of clothing they bring to school in case they leave it somewhere.

# Dates for the Diary

- Rebecca's Reptiles visiting Y1 – Friday 29<sup>th</sup> November
- Y2 walk around the local area – Thursday 5<sup>th</sup> December
- Christmas performances – Wednesday 18<sup>th</sup> - Friday 20<sup>th</sup> December
  - See the next page for details
- Last day of term – Friday 20<sup>th</sup> December
- First day back – Tuesday 7<sup>th</sup> January
- Parents Consultation Evenings:
  - Tuesday 11<sup>th</sup> February
  - Wednesday 12<sup>th</sup> February



# Christmas performances

## KS1 Nativity – Babushka The Musical

- Wednesday 18<sup>th</sup> December – 2.15pm
- Thursday 19<sup>st</sup> December – 9.15am

## EYFS Christmas Concert

- Wednesday 18<sup>th</sup> December – 9.15am
- Thursday 19<sup>st</sup> December – 2.30pm

## KS2 Christmas Sing

- Friday 20<sup>th</sup> December – 9.15am and 2.15pm

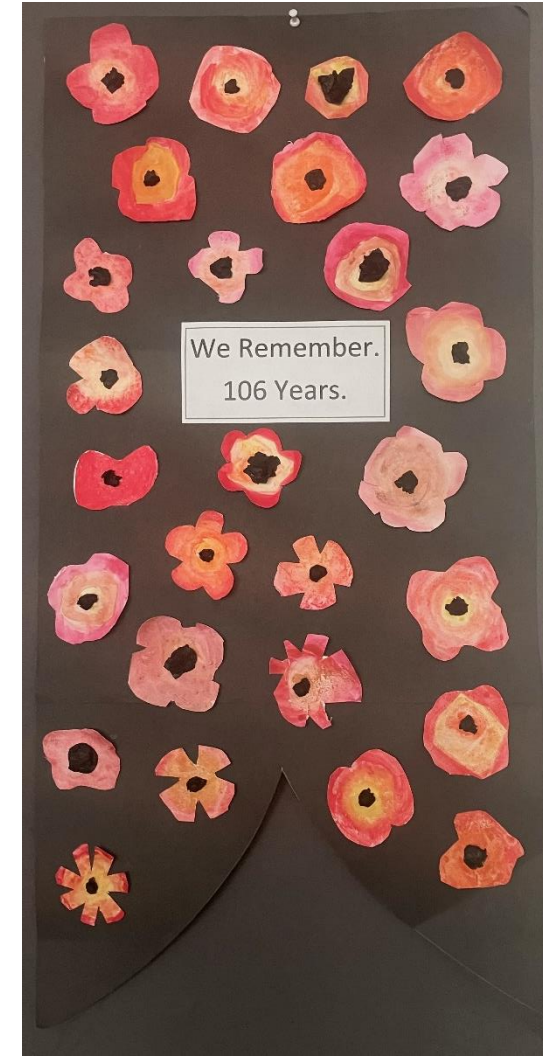
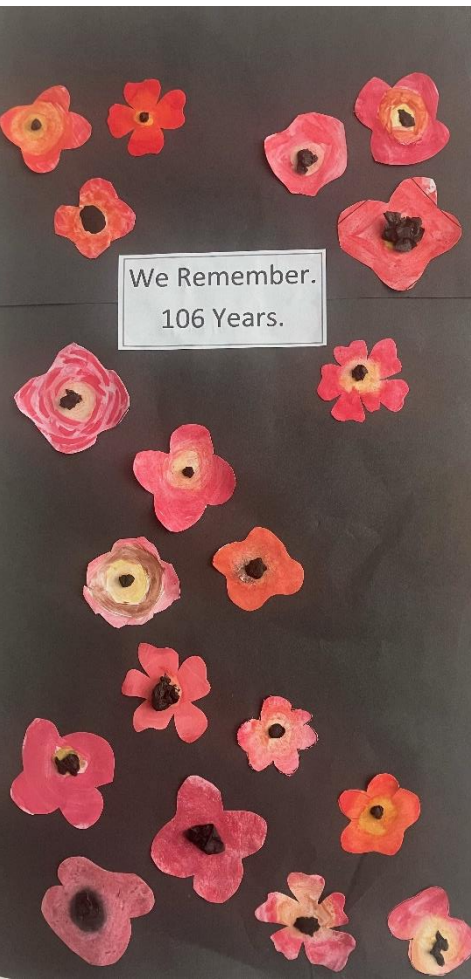
Please  
speak to  
your class  
teacher to  
request  
tickets for  
any of  
these  
shows





# Remembrance Day

- On 11<sup>th</sup> November, all classes used their PSHE lessons to talk about Remembrance Day and why it is an important day in the British calendar.
- Some children created art in response to this.





# Children In Need

- On Children In Need day, our children wore non-uniform and each brought a £1 donation.
- We raised an ***incredible*** £280.10 !!!
- Well done everyone.
- And just look at this wonderful Pudsey that one of our Year 1 pupils made at home!





# New displays of children's work

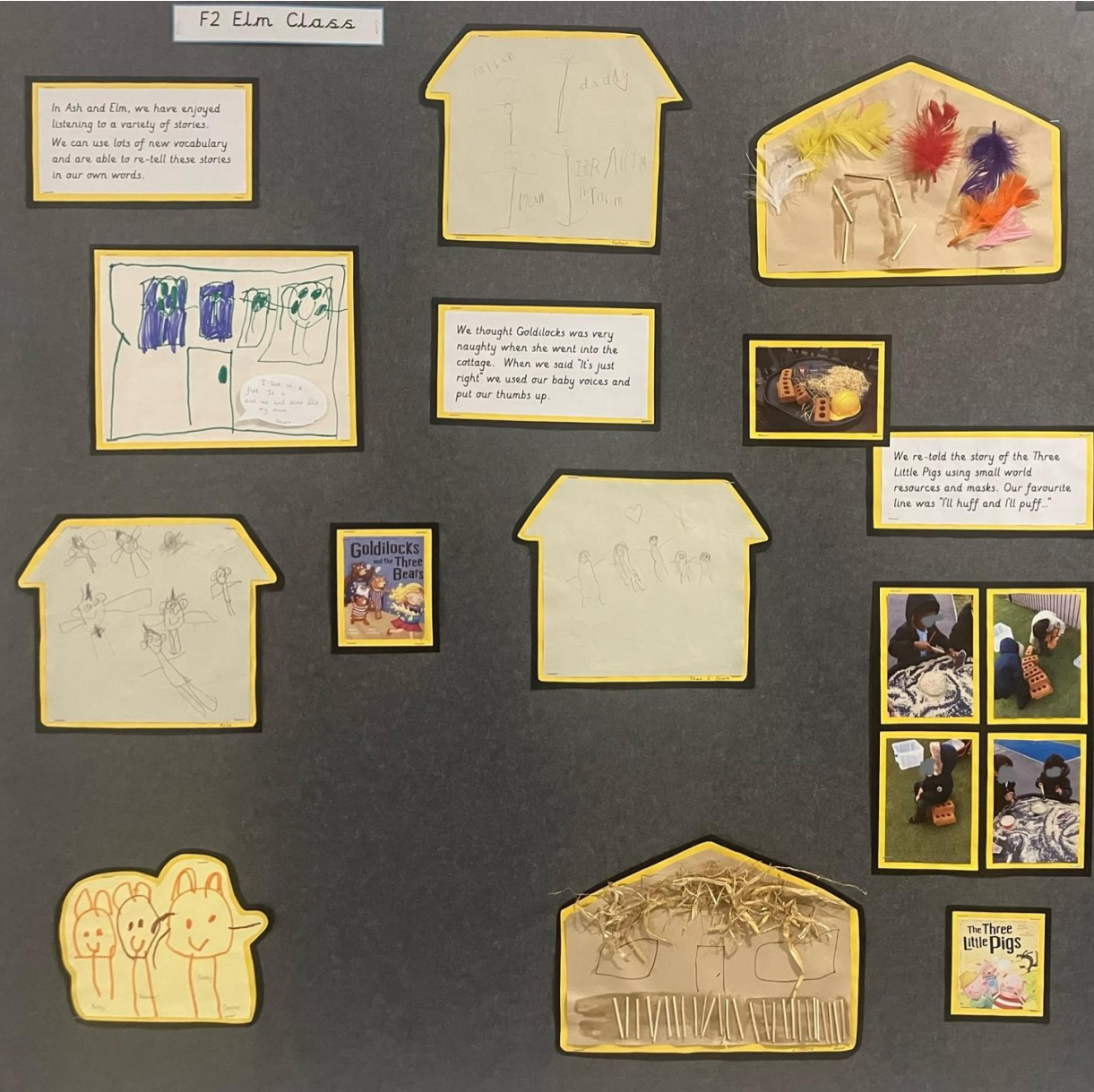
Nursery





# New displays of children's work

F2



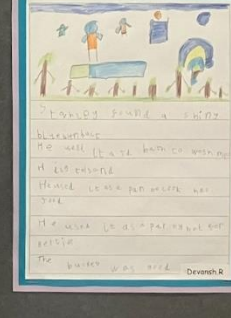















# New displays of children's work

Year 1

Y1 Beech Class

## Stanley's Stick



Y1 Fir Class

We have been using capital letters, finger spaces and full stops.

We changed the ending of the story to create our own version called Stanley's Bucket.

We have been reading Stanley's Stick in Y1.

We thought of different ideas of what Stanley could use his bucket for.

We thought of adjectives to describe his bucket.

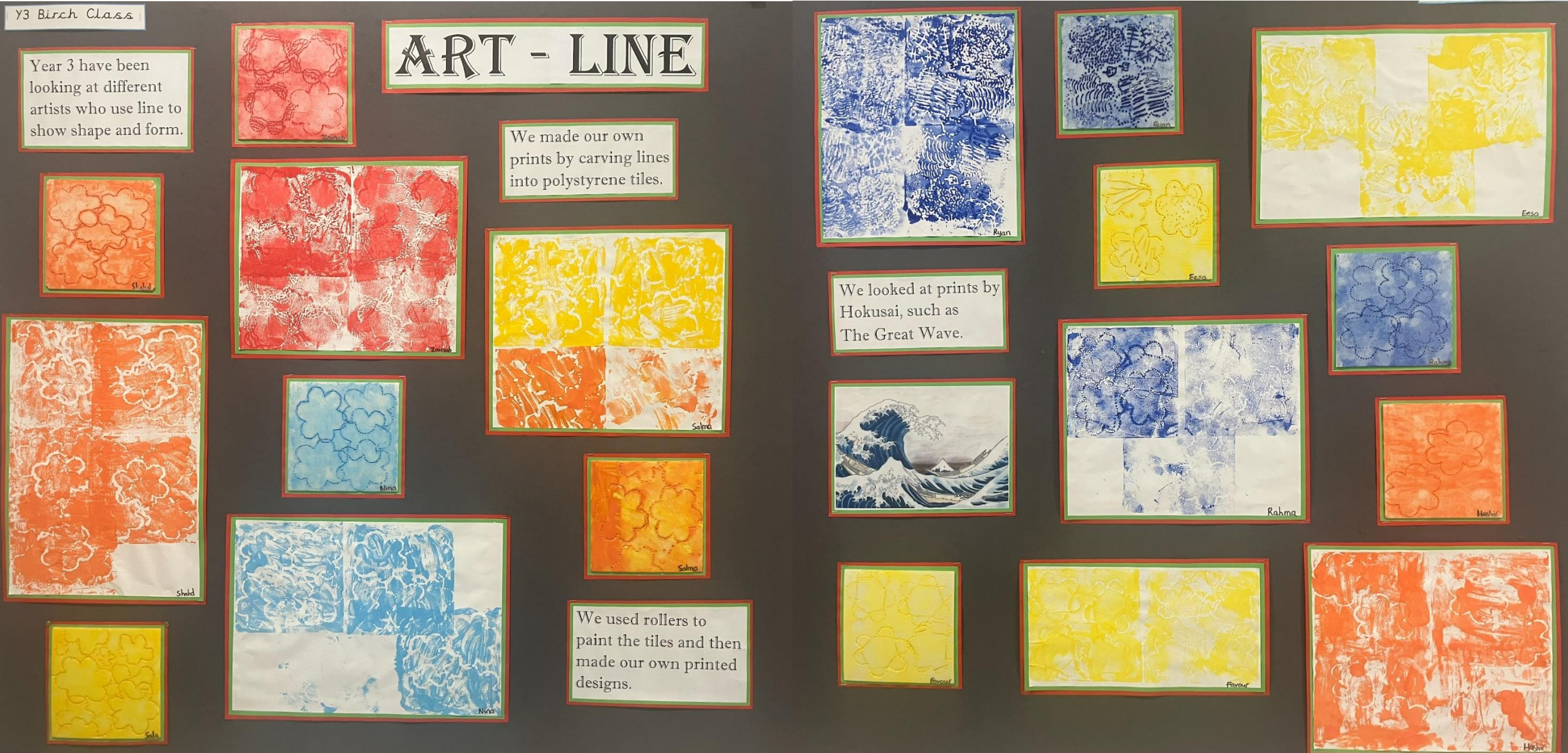






# New displays of children's work

Year 3





# New displays of children's work

Year 4

Y4 Maple Class



## Cinnamon

In Year 4, we read Cinnamon. The book is about a tiger teaching a princess how to speak.


Handwritten text and illustrations of a tiger and a person.

Handwritten text and illustrations of a tiger and a person.

Handwritten text and illustrations of a tiger and a person.

Handwritten text and illustrations of a tiger and a person.

Handwritten text and illustrations of a tiger and a person.



Handwritten text and illustrations of a tiger and a person.

Handwritten text and illustrations of a tiger and a person.

Handwritten text and illustrations of a tiger and a person.

Handwritten text and illustrations of a tiger and a person.

Handwritten text and illustrations of a tiger and a person.

After planning our own ideas, we wrote our own ending.

Handwritten text and illustrations of a tiger and a person.

Handwritten text and illustrations of a tiger and a person.

We looked at how to write expanded noun phrases, different sentence types and conjunctions.

Handwritten text and illustrations of a tiger and a person.

Handwritten text and illustrations of a tiger and a person.

Handwritten text and illustrations of a tiger and a person.





## Year 5

We're still in the middle of the last thing. Oh yes, I can  
recall the reflexive reaction among the house, but  
clearly to the surprise. The speaker continued and his energy  
gave hope among a group of well-meaning, and like-minded  
young men.

The first world is called the humble because my last thing  
looks very young. After the other last things, it will go on  
because they look around.

The second world is called the humble. The door becomes bigger  
and bigger because from the last thing. The last thing  
was like the house, that's how it's really.

The third world is a piece of land because it's the most serious  
and deepest. It's the last thing. It's something to do with  
not being that thing. What I have not said is found in a world  
for the last thing is what it's most serious or last for  
creatures is, and time.

[illegible][illegible][illegible][illegible][illegible][illegible][illegible]

One day I went to the King of the Lost Things  
and he said I should write a message to the  
very thing you asked. I was a very good writer  
and I wrote a message to the King. The King was  
very kind and he gave me the message.

The first word was called "The World" and the  
second was called "The World". The third was called  
"The World" and the fourth was called "The World".  
The fifth was called "The World" and the sixth was  
called "The World". The seventh was called "The World".  
The eighth was called "The World" and the ninth was  
called "The World". The tenth was called "The World".  
The eleventh was called "The World" and the twelfth was  
called "The World". The thirteenth was called "The World".  
The fourteenth was called "The World" and the fifteenth was  
called "The World". The sixteenth was called "The World".  
The seventeenth was called "The World" and the eighteenth was  
called "The World". The nineteenth was called "The World".  
The twentieth was called "The World" and the twenty-first was  
called "The World". The twenty-second was called "The World".  
The twenty-third was called "The World" and the twenty-fourth was  
called "The World". The twenty-fifth was called "The World".  
The twenty-sixth was called "The World" and the twenty-seventh was  
called "The World". The twenty-eighth was called "The World".  
The twenty-ninth was called "The World" and the thirtieth was  
called "The World". The thirty-first was called "The World".  
The thirty-second was called "The World" and the thirty-third was  
called "The World". The thirty-fourth was called "The World".  
The thirty-fifth was called "The World" and the thirty-sixth was  
called "The World". The thirty-seventh was called "The World".  
The thirty-eighth was called "The World" and the thirty-ninth was  
called "The World". The fortieth was called "The World".  
The forty-first was called "The World" and the forty-second was  
called "The World". The forty-third was called "The World".  
The forty-fourth was called "The World" and the forty-fifth was  
called "The World". The forty-sixth was called "The World".  
The forty-seventh was called "The World" and the forty-eighth was  
called "The World". The forty-ninth was called "The World".  
The fiftieth was called "The World" and the fifty-first was  
called "The World". The fifty-second was called "The World".  
The fifty-third was called "The World" and the fifty-fourth was  
called "The World". The fifty-fifth was called "The World".  
The fifty-sixth was called "The World" and the fifty-seventh was  
called "The World". The fifty-eighth was called "The World".  
The fifty-ninth was called "The World" and the sixtieth was  
called "The World". The sixty-first was called "The World".  
The sixty-second was called "The World" and the sixty-third was  
called "The World". The sixty-fourth was called "The World".  
The sixty-fifth was called "The World" and the sixty-sixth was  
called "The World". The sixty-seventh was called "The World".  
The sixty-eighth was called "The World" and the sixty-ninth was  
called "The World". The seventieth was called "The World".  
The seventy-first was called "The World" and the seventy-second was  
called "The World". The seventy-third was called "The World".  
The seventy-fourth was called "The World" and the seventy-fifth was  
called "The World". The seventy-sixth was called "The World".  
The seventy-seventh was called "The World" and the seventy-eighth was  
called "The World". The seventy-ninth was called "The World".  
The eightieth was called "The World" and the eighty-first was  
called "The World". The eighty-second was called "The World".  
The eighty-third was called "The World" and the eighty-fourth was  
called "The World". The eighty-fifth was called "The World".  
The eighty-sixth was called "The World" and the eighty-seventh was  
called "The World". The eighty-eighth was called "The World".  
The eighty-ninth was called "The World" and the ninetieth was  
called "The World". The hundredth was called "The World".

1. Costs 1000

The first thing that I noticed when I stepped out of the plane was the cold. It was a relief, after being in the hot sun for so long. The pilot was friendly and gave us a warm welcome. We all felt like we had found a new home.

The food was good, but I was a little bit sick. I didn't like the food, but I had to eat it. The pilot was very kind and gave me some medicine. I felt better after I took it.

The second thing that I noticed was the people. They were all very friendly and gave me a warm welcome. I felt like I had found a new home. The pilot was very kind and gave me some medicine. I felt better after I took it.

The third thing that I noticed was the weather. It was very hot and sunny. I was a little bit sick. I didn't like the food, but I had to eat it. The pilot was very kind and gave me some medicine. I felt better after I took it.

The fourth thing that I noticed was the people. They were all very friendly and gave me a warm welcome. I felt like I had found a new home. The pilot was very kind and gave me some medicine. I felt better after I took it.

The fifth thing that I noticed was the weather. It was very hot and sunny. I was a little bit sick. I didn't like the food, but I had to eat it. The pilot was very kind and gave me some medicine. I felt better after I took it.

The sixth thing that I noticed was the people. They were all very friendly and gave me a warm welcome. I felt like I had found a new home. The pilot was very kind and gave me some medicine. I felt better after I took it.

The seventh thing that I noticed was the weather. It was very hot and sunny. I was a little bit sick. I didn't like the food, but I had to eat it. The pilot was very kind and gave me some medicine. I felt better after I took it.

The eighth thing that I noticed was the people. They were all very friendly and gave me a warm welcome. I felt like I had found a new home. The pilot was very kind and gave me some medicine. I felt better after I took it.

The ninth thing that I noticed was the weather. It was very hot and sunny. I was a little bit sick. I didn't like the food, but I had to eat it. The pilot was very kind and gave me some medicine. I felt better after I took it.

The tenth thing that I noticed was the people. They were all very friendly and gave me a warm welcome. I felt like I had found a new home. The pilot was very kind and gave me some medicine. I felt better after I took it.

[illegible]

1.  $\frac{1}{2} \text{ lb. } = 4 \text{ oz.}$        $\frac{1}{4} \text{ lb. } = 2 \text{ oz.}$        $\frac{1}{8} \text{ lb. } = 1 \text{ oz.}$   
 2.  $\frac{1}{2} \text{ lb. } = 4 \text{ oz.}$        $\frac{1}{4} \text{ lb. } = 2 \text{ oz.}$        $\frac{1}{8} \text{ lb. } = 1 \text{ oz.}$   
 3.  $\frac{1}{2} \text{ lb. } = 4 \text{ oz.}$        $\frac{1}{4} \text{ lb. } = 2 \text{ oz.}$        $\frac{1}{8} \text{ lb. } = 1 \text{ oz.}$   
 4.  $\frac{1}{2} \text{ lb. } = 4 \text{ oz.}$        $\frac{1}{4} \text{ lb. } = 2 \text{ oz.}$        $\frac{1}{8} \text{ lb. } = 1 \text{ oz.}$   
 5.  $\frac{1}{2} \text{ lb. } = 4 \text{ oz.}$        $\frac{1}{4} \text{ lb. } = 2 \text{ oz.}$        $\frac{1}{8} \text{ lb. } = 1 \text{ oz.}$   
 6.  $\frac{1}{2} \text{ lb. } = 4 \text{ oz.}$        $\frac{1}{4} \text{ lb. } = 2 \text{ oz.}$        $\frac{1}{8} \text{ lb. } = 1 \text{ oz.}$   
 7.  $\frac{1}{2} \text{ lb. } = 4 \text{ oz.}$        $\frac{1}{4} \text{ lb. } = 2 \text{ oz.}$        $\frac{1}{8} \text{ lb. } = 1 \text{ oz.}$   
 8.  $\frac{1}{2} \text{ lb. } = 4 \text{ oz.}$        $\frac{1}{4} \text{ lb. } = 2 \text{ oz.}$        $\frac{1}{8} \text{ lb. } = 1 \text{ oz.}$   
 9.  $\frac{1}{2} \text{ lb. } = 4 \text{ oz.}$        $\frac{1}{4} \text{ lb. } = 2 \text{ oz.}$        $\frac{1}{8} \text{ lb. } = 1 \text{ oz.}$   
 10.  $\frac{1}{2} \text{ lb. } = 4 \text{ oz.}$        $\frac{1}{4} \text{ lb. } = 2 \text{ oz.}$        $\frac{1}{8} \text{ lb. } = 1 \text{ oz.}$

[illegible]



## Year 6

[illegible]



# School term dates

- These are the dates for this school year 2024-2025.
- Please arrange appointments and holidays for days when the school is closed.

	Denotes Bank Holidays		School closed for staff training day
	Denotes School Holidays		School closed for Academy Trust staff training day

<b>September (21 Days)</b> M T W T F S S 1 2 3 4 5 6 7 8 9 10 11 12 13 14 15 16 17 18 19 20 21 22 23 24 25 26 27 28 29 30	<b>October (19 Days)</b> M T W T F S S 1 2 3 4 5 6 7 8 9 10 11 12 13 14 15 16 17 18 19 20 21 22 23 24 25 26 27 28 29 30 31	<b>November (20 Days)</b> M T W T F S S 1 2 3 4 5 6 7 8 9 10 11 12 13 14 15 16 17 18 19 20 21 22 23 24 25 26 27 28 29 30
<b>December (15 Days)</b> M T W T F S S 1 2 3 4 5 6 7 8 9 10 11 12 13 14 15 16 17 18 19 20 21 22 23 24 25 26 27 28 29 30 31	<b>January (20 days)</b> M T W T F S S 1 2 3 4 5 6 7 8 9 10 11 12 13 14 15 16 17 18 19 20 21 22 23 24 25 26 27 28 29 30 31	<b>February (15 days)</b> M T W T F S S 1 2 3 4 5 6 7 8 9 10 11 12 13 14 15 16 17 18 19 20 21 22 23 24 25 26 27 28
<b>March (20 Days)</b> M T W T F S S 1 2 3 4 5 6 7 8 9 10 11 12 13 14 15 16 17 18 19 20 21 22 23 24 25 26 27 28 29 30 31	<b>April (11 Days)</b> M T W T F S S 1 2 3 4 5 6 7 8 9 10 11 12 13 14 15 16 17 18 19 20 21 22 23 24 25 26 27 28 29 30	<b>May (16 Days)</b> M T W T F S S 1 2 3 4 5 6 7 8 9 10 11 12 13 14 15 16 17 18 19 20 21 22 23 24 25 26 27 28 29 30 31
<b>June (21 Days)</b> M T W T F S S 1 2 3 4 5 6 7 8 9 10 11 12 13 14 15 16 17 18 19 20 21 22 23 24 25 26 27 28 29 30	<b>July (17 Days)</b> M T W T F S S 1 2 3 4 5 6 7 8 9 10 11 12 13 14 15 16 17 18 19 20 21 22 23 24 25 26 27 28 29 30 31	<b>August</b> M T W T F S S 1 2 3 4 5 6 7 8 9 10 11 12 13 14 15 16 17 18 19 20 21 22 23 24 25 26 27 28 29 30 31

# School day



- 8.20am - Gates open (Breakfast club from 8am – 8.20am)
- 8.30am – Children will be greeted by staff and taken into school
- 8.45am – Gates close and children will need to enter by the office  
(Please ensure that your child/ren are at the correct door before 8.45am)
- 3.15pm – School finishes (afternoon Nursery finishes at 3.10pm)

It is vital that every child is in school on time. They practise their reading skills from the moment they arrive in class, and missing lesson time makes it incredibly difficult for children to catch up.



# School uniform

- All children must wear school uniform every day.
- If they are not in uniform, we will phone home to ask that it is brought in, or they will be asked to wear some of the items that we have in school.
- If they continue to not wear uniform, parents will be asked to come into school for a meeting.
- Jewellery is not allowed in school. Earrings must only be small studs. Children will be asked to remove any other jewellery and parents will be asked to collect it from the office at the end of the day.
- The following pages show what should be worn as school uniform:



## School uniform



White shirt



White T-Shirt



Navy blue cardigan or jumper (with or without school logo)



Grey trousers



Grey skirt



Grey dress



Grey leggings or tights (under skirt/dress)



Black school shoes



Long sleeved vest  
If required



Plain navy, grey or  
white head scarf

# PE days

- Y1 – Wednesdays and Thursdays
- Y2 – Tuesdays and Thursdays
- Y3 – Tuesdays and Fridays
- Y4 – Mondays and Fridays (swimming until end January)
- Y5 – Tuesdays and Wednesdays
- Y6 – Mondays and Wednesdays



On PE days, children should come to school wearing their PE clothes. Earrings should not be worn on PE days.



### PE Uniform



Navy or Black Jogging suit



White round neck T-Shirt



Black or navy shorts



Plain black trainers



NO trainer boots

No earrings  
should be  
worn to  
school on a  
PE day.

# Contact

You can contact school in the following ways:

- Phone – 0114 272 3624
- Email – [enquires@astreabyronwood.org](mailto:enquires@astreabyronwood.org)
- Astrea App
- Don't forget to follow us on twitter @BWA\_Sheffield

Have a wonderful holiday and a Happy New Year!