



# Year 9 Options 2021

## Media Studies



# Year 9 Options | Welcome

The **Creative iMedia** course provides you with the opportunity to continue building your graphic design skills from year 8 and 9 and learn new skills in photography and filming.

During the lockdowns, and before, think about how much media you consumed. Wouldn't it be exciting to be able to create media products yourself and share it with others?

They types of students who typically do well on the course have the desire to develop the following skills:

- Creativity
- Analysis
- Use of Adobe Creative Cloud (including Photoshop and Premiere Pro)
- Critical reflection
- Time management & organisation

Aspire Commit Succeed



# Year 9 Options | Course content

## Year 10

- Creating digital graphics
- Digital photography

## Year 11

- Creating a digital video sequence

The exam unit, **pre-production skills**, will be taught throughout the two years.

[Specification outline](#)

[Click Here for Year 9 Page  
for detailed information](#)

Aspire Commit Succeed



# Year 9 Options | Assessment

How will you be assessed?

- The course is divided into **4 units**
- Each unit is worth 25% of your overall grade
  - 3 coursework units (total = 75%)
  - 1 exam (25%)

You will be assessed evenly over the two years. By November in year 11 you will have received 50% of your overall grade already. This helps to ease the pressure towards the end of year 11 when you will have all of your exams.

[Click Here for Year 9 Page for detailed information](#)

Aspire Commit Succeed



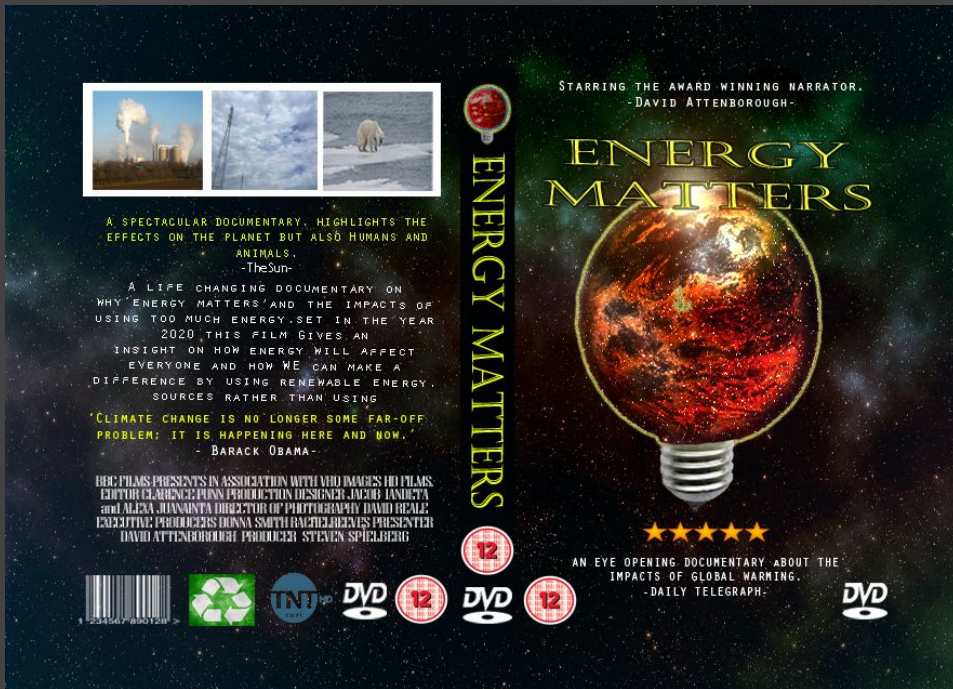
# Year 9 Options | Additional info

- You will have the opportunity to be a part of the **ACS media team**.
  - Roles include filming, photographing and designing posters for school events.
- Take part in **media club** where you can use the Adobe Creative Cloud suite
- We will be launching an **online magazine** for you to showcase your work
- You can write for [BBC Young Reporter](#)



# Year 9 Options | Examples

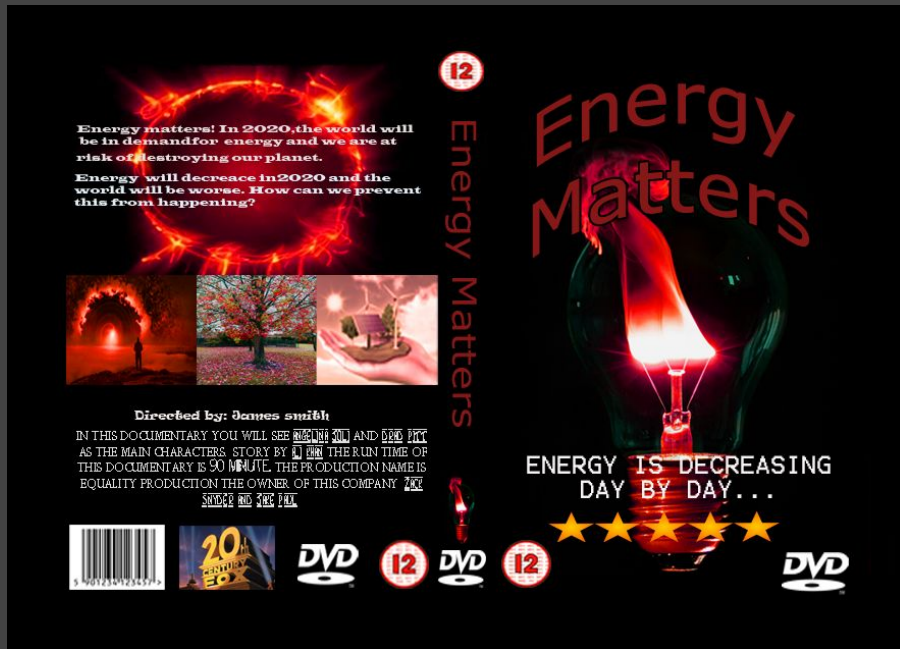
See the next few slides for examples of student work.



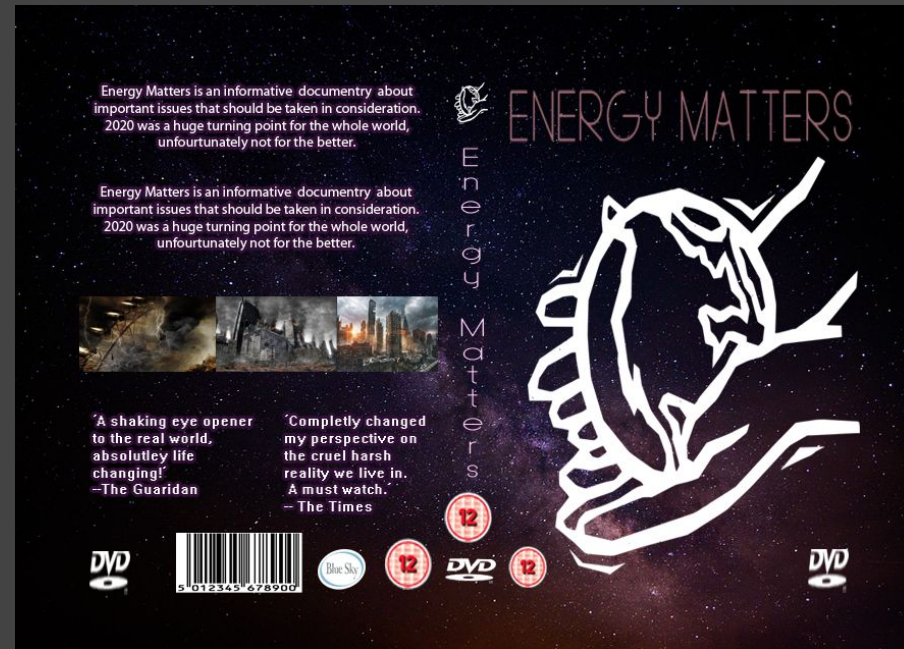
Anish  
Y11 Creative iMedia



Chardonnay  
Y11 Creative iMedia



Batoul  
Y11 Creative iMedia



Safia  
Y11 Creative iMedia





# Year 9 Options | Activity

Create your own media product to show us what skills you already have. This could include film posters, magazine covers, stop motion animation, music video, podcast...etc. The software listed below can be used for free.

## Moving image / audio

- <https://www.blender.org/>
- <https://www.blackmagicdesign.com/uk/products/davinciresolve/>
- <https://www.lwks.com/>
- <https://shotcut.org/>
- <https://www.openshot.org/>
- <https://www.audacityteam.org/>  
(audio only)

## Print design

- <https://www.photopea.com/>
- <https://www.gimp.org/>
- <https://pixlr.com/x/>
- <https://krita.org/en/>



# Year 9 Options | Career options

Media Studies is also taught at A Level where you can continue your creativity but also develop your skills of analysis. We have had students go onto work with the **British Film Academy (BFI)** and **National Film and Television School (NFTS)**.

Media leads to a wide variety of careers:

- Film and Television
- Gaming
- Graphic Design
- Journalism
- Marketing & Public Relations (advertising)
- Web Design and Production
- Animation
- Music & Radio
- Online & Social Media

[Screen Skills - job profiles](#)

Aspire Commit Succeed



# Year 9 Options | Questions?

If you have any questions please contact **Ms Patel** or **Mr Steenson**.

Sign into **GCSE Pod** to see videos regarding the course, which will also help you to get ahead.

If you haven't been doing media studies this year, you can still choose it in year 10. We will provide you with the opportunity to catch up with the skills taught.