


Biscuit Recipe

Makes about 30 cookies.



Ingredients

250g soft butter

140g caster sugar

300g plain flour

1 egg yolk

2tsp vanilla extract



visit [twinkl.com](https://www.twinkl.com)

1



Mix the butter and sugar together in a large bowl using a wooden spoon.

2



Add the egg yolk and vanilla.

3



Mix all of the ingredients together.

4



Sift the flour into the mixture.

5




Mix everything together. You may have to use your hands, so make sure they are clean!




visit [twinkl.com](https://www.twinkl.com)

6



Dust a clean surface and
roll out your mixture evenly.

7




Cut out your biscuits and put onto greaseproof paper on a baking tray.



visit [twinkl.com](https://www.twinkl.com)

8



Put in a pre-heated oven and bake for 180°C,
(160°C in a fan oven) or gas mark 4, for 15 minutes.



visit [twinkl.com](https://www.twinkl.com)

9



Leave the biscuits to cool, then decorate them!