



Geography

Our Country: Town and Country

Town and Country



Aim

- I can understand the differences between a 'town' and the 'countryside'.
- I can use key words about the town and countryside.

Success Criteria

- I can name 2 features of a town and 2 features of the countryside.
- I can describe some differences between a town and the countryside using key words.
- I can tell my partner 3 new key words and what they mean.
- I can begin to explain some of the pros (good) and cons (bad) about living in these places.

Key Words



town



country



village



city



houses



farm

council



pros




cons

similar

different

What do I know already?

Quick Quiz



1

Name a difference between the town and the countryside.

2

What country do you live in?

3

What is the capital of England?


4

Write down two things you know already about the UK.

5

What city/town/village do you live in?


The Town Mouse and the Country Mouse



Once upon a time, a town mouse took a trip to the countryside and met a country mouse.



The country mouse invited the town mouse to his home for dinner. They sat down to eat, but the town mouse was shocked by the country food. He had never eaten anything so plain and boring!




The town mouse invited the country mouse to sample the food that he was used to.
The country mouse agreed and they were soon on their way to the town.



They arrived at the town mouse's home, and headed straight to the cupboard. Inside were jars of jams and chutneys, bags of sugar, rice and pasta and much more!
The country mouse was amazed.



All of a sudden, the kitchen door swung open and the cook walked in.
They jumped out of the cupboard and ran across to the mouse hole.
The country mouse was terrified!




When the coast was clear, the mice ventured back out to find more food. This time they went to the pantry where they found a jar of delicious, juicy prunes. The country mouse had never tasted anything like it!



The country mouse was happily munching through the prunes when the town mouse whispered, "Quiet!" A cat had crept into the kitchen and was looking for prey. They tiptoed silently back to the hole.



After the cat had left, they decided to explore the cellar. They went down the steps, and the country mouse was astonished by the huge amount of food. There were wheels of cheese, meat, barrels of fruit and more.



The country mouse spotted a particularly tasty looking piece of cheese in the corner. He ran over and was about to tuck in when the town mouse shouted, "STOP! It's a trap!"



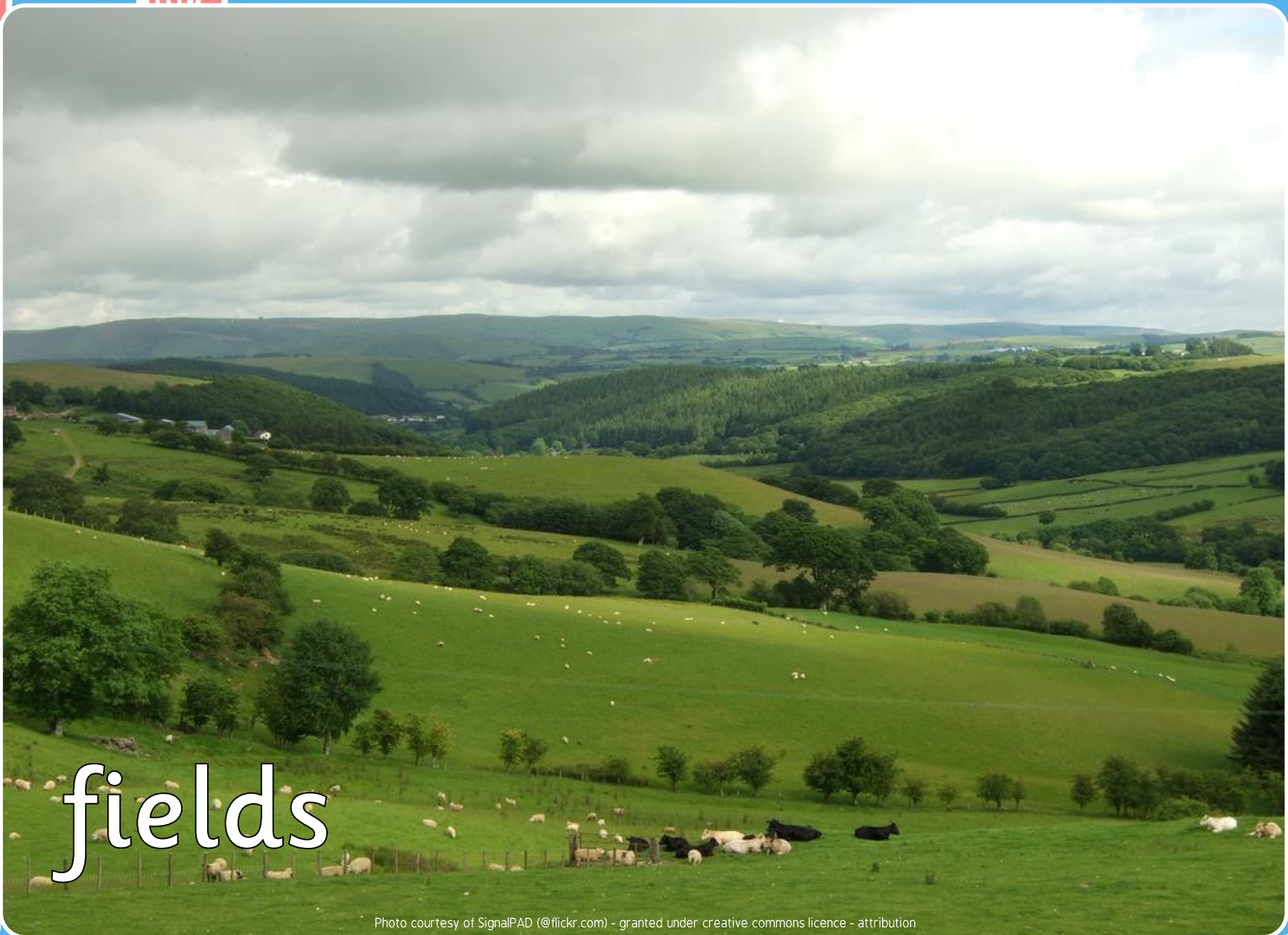
And with that the country mouse grabbed his things and went on his way. “Thanks for everything, but I must go now,” he said to the town mouse, “I can’t cope with all these shocks. I would much sooner eat my boring food in peace, than eat delicious food whilst surrounded by danger!”



A scenic view of a countryside farm. In the foreground, there are dark green evergreen trees. The middle ground features a large, vibrant green field with several cows grazing. To the left, there is a large, dark-roofed barn and some smaller structures. In the background, a dense forest of tall, thin trees covers a hillside under a clear blue sky. The entire scene is framed by a white border with red and blue decorative elements on the sides.

countryside

Photo courtesy of Victor O' (@flickr.com) - granted under creative commons licence - attribution



fields

Photo courtesy of SignalPAD (@flickr.com) - granted under creative commons licence - attribution



hay bales

Photo courtesy of amandabslater (@flickr.com) - granted under creative commons licence - attribution



thatched cottage

Photo courtesy Mike Cattell (@flickr.com) - granted under creative commons licence - attribution



campsite

Photo courtesy of Mr. Moss (@flickr.com) - granted under creative commons licence - attribution



barn

Photo courtesy of foxypar4 (@flickr.com) - granted under creative commons licence - attribution



combine harvester

Photo courtesy of D H Wright (@flickr.com) - granted under creative commons licence - attribution



farm

Photo courtesy of Peter aka anemoneprojectors (@flickr.com) - granted under creative commons licence - attribution



rivers and lakes

Photo courtesy of Karen.Roe (@flickr.com) - granted under creative commons licence - attribution



farm animals

Photo courtesy of NeilGHamilton, amandabhslater, Tim Green aka atoach and Glen Bowman (@flickr.com) - granted under creative commons licence - attribution



high street

Photo courtesy of access.denied (@flickr.com) - granted under creative commons licence - attribution



office blocks

Photo courtesy of Gene Hunt (@flickr.com) - granted under creative commons licence - attribution



shopping centre

Photo courtesy of Ben124. (@flickr.com) - granted under creative commons licence - attribution

A photograph of a multi-storey car park building. The building is a long, rectangular structure with multiple levels of parking spaces, each with a concrete balcony. In the foreground, there is a brick pillar on the left and a street with a signpost. The signpost has a blue 'P' sign for 'NORTH ZONE' and a white sign with an arrow pointing left to 'Lee Circle'. Below the signpost, there are several cars parked, including a white van and a black car. A blue sign above the entrance reads 'MR BUBBLES CAR PARK ENTRANCE'. The sky is clear and blue. The image is framed by a blue border with white decorative elements.

multi storey car park

Photo courtesy of Flery Fred (@flickr.com) - granted under creative commons licence - attribution



block of flats

Photo courtesy of [lydia_shiningbrightly \(@flickr.com\)](#) - granted under creative commons licence - attribution



football stadium

Photo courtesy of stacey.cavanagh (@flickr.com) - granted under creative commons licence - attribution



traffic jams


Photo courtesy of garryknight (@flickr.com) - granted under creative commons licence - attribution



market

Photo courtesy of Magnus D (@flickr.com) - granted under creative commons licence - attribution

Make a Miniature Model Town



You will create your own 'miniature' town or country scene using a shoebox or lego!

What key features can you include?



Aim



- I can understand the differences between a 'town' and the 'countryside'.
- I can use key words about the town and countryside.

Success Criteria

- I can name 2 features of a town and 2 features of the countryside.
- I can describe some differences between a town and the countryside using key words.
- I can tell my partner 3 new key words and what they mean.
- I can begin to explain some of the pros (good) and cons (bad) about living in these places.

