



Year 9 Options

3D Design (Product design)



Year 9 Options | Welcome



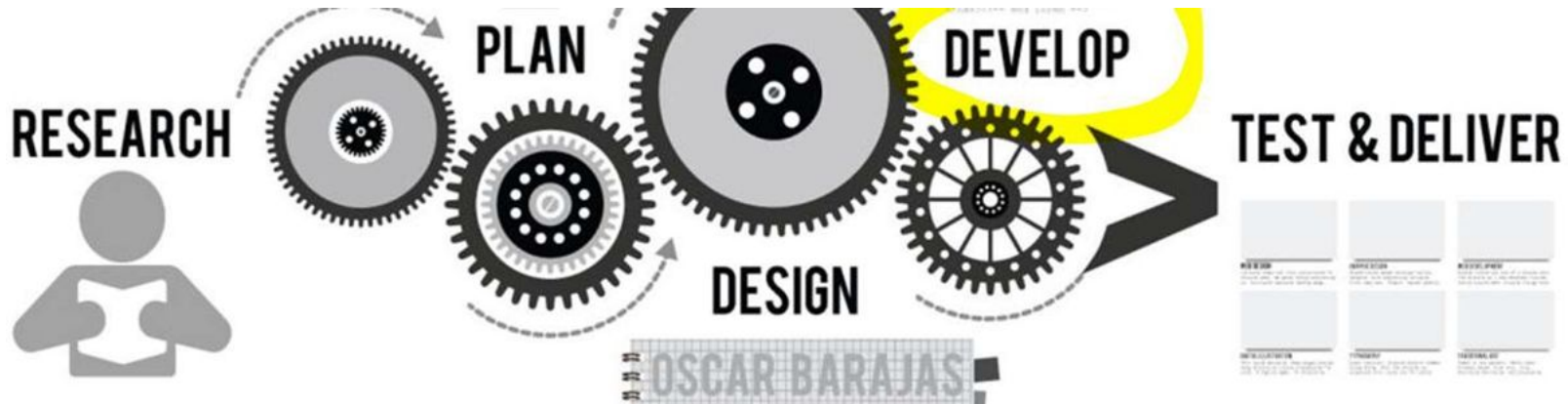
"Design is not just what it looks like and feels like. Design is how it works." -- Steve Jobs, co-founder of Apple, Inc.

Aspire Commit Succeed



Is 3D Design GCSE a good choice for me?

3D design (Product Design) is intended for students who enjoy designing and making 3D products. It is aimed at those with a preference for the type of processes, equipment and materials used in Design & Technology during KS3 (e.g. Woods, Metals, Plastics, Mechanisms, Electronics, 3D modelling, CAD and CAM), and wish to further continue developing knowledge and skill set with an emphasis on practical coursework and creating project portfolios. This is a broad-skill based course exploring practical, critical and creative work through a range of 2D and 3D processes.



We are looking for students who have an adventurous, creative and engineering mind, are excited by practical work, like exploring design and modelling. You must be passionate about making, willing to work hard, well organised and be able to complete classwork as well as homework within the given time scales.

Aspire Commit Succeed




Why should I study 3D design

You will develop skills and abilities in the following areas:

- **Thinking:** Creativity, Critical thinking, Problem solving, Communication Strategy.
- **Working:** Research, Collaboration, Perseverance, Self-direction.
- **Skills:** Practical skills, Design skills, Presentation skills, Digital comms.

These are **transferable** skills and will help you to do better in other subjects too. You can choose to focus on a specialist area of study from a variety of exciting processes and materials to suit your individual interest and abilities.



You will develop communications and thinking skills, that are valued by the business world

You will develop design, ICT and CAD/CAM skills. You will experience manufacturing, electronics, laser cutters and 3D printers.

Leads to a vast range of careers and further education courses. Prepares you for a world of business and enterprise.

Aspire Commit Succeed



Year 9 Options | Course content

In year 10 you will be:

Term 1 : Learning new process in wood; metal and plastic based on a theme

Term 2 : Themed project

Term 3 : Major project leading to **Portfolio work**
(will be part of coursework submitted to Exam Board)

In year 11 you will be:

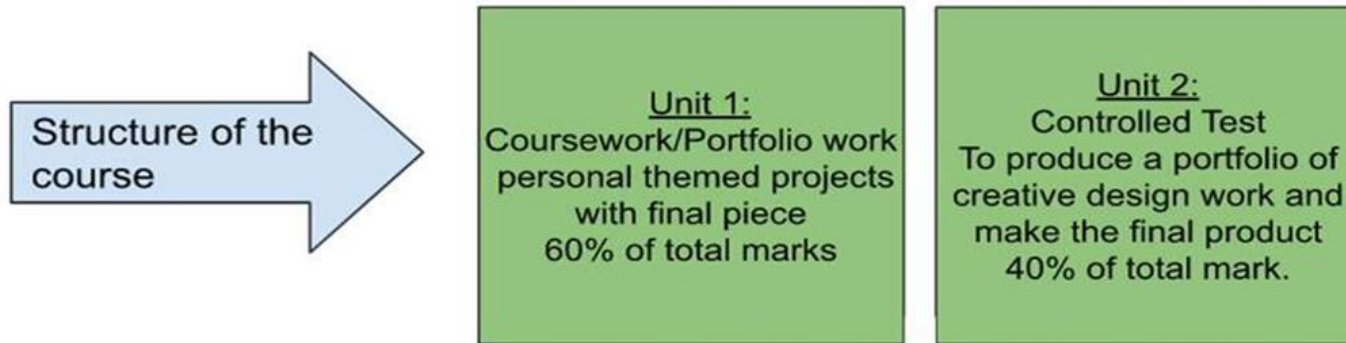
Term 1 : Completing **Portfolio** (Coursework submitted to exam board).

Term 2 : Research and Preparatory work for **exam piece**

Term 3 : **Controlled test** exam project leading to exam piece.



Year 9 Options | Assessment





You have to show evidence of each of the assessment objectives :

AO1: Develop ideas through investigations, demonstrating critical understanding of sources.

AO2: Refine work by exploring ideas, selecting and experimenting with appropriate media, materials, techniques and processes.

AO3: Record ideas, observations and insights relevant to intentions as work progresses. **AO4:** Present a personal and meaningful response that realises intentions and demonstrates understanding of visual language.





Year 9 Options | Questions?

Who to contact and sources of information and advice ...

If you have any further questions please email Mrs. Joshi at p.joshi@alperton.brent.sch.uk

If you haven't been doing product design this year, you can still choose it in year 10. We will provide you with the opportunity to catch up with the skills taught.

Some useful links

<https://www.prospects.ac.uk/job-profiles/product-designer>

<https://www.vam.ac.uk/>

<https://www.colgate.com/en-us/oral-health/dental-visits/cad-cam-dentistry-what-is-it>

<http://www.home-designing.com/>

<https://www.granddesignsmagazine.com/>



Some Examples




Aspire Commit Succeed



Aspire Commit Succeed




Exemplar work: Designing






Exemplar work: Modelling



Aspire Commit Succeed



Exemplar work: Making



Aspire Commit Succeed



Exemplar work: Products



Aspire Commit Succeed