

Year 9: Cheese cake



Bhagyashri 9Y &
Poonam 9Y



Munasar 9Y



Razan 9S



Vichika 9S



Ilham 9S & Salma 9S

Year 9: Cheese cake



Bobby 9N



Mudrika 9Q & Yashica 9K



Rimaz 9L & Fariah 9L

Year 9: Cheese cake



Kirunthana 9P



Jigisha 9P & Jaleesa 9P



Marisha 9P

Year 8: Potato Wedges



Gunjan 8Q



Jibreal 8R



Riddhi 8Q



Ejatu 8R



Agnesh 8R



Hedhar 8Q



Minita 11W
& Safaa 11 W



Mariam 11K



Tamiah 11K



Daksan 11P & Ahmad 11N



Elmedina 11P



Jenisha 10L &
Milan 10P



Krishita 10Y & Ridhi 10Y




Sugdhi 10P



Jenisha 10L & Milan 10P


Year 8: Cultural Patterns



Yakrut



Dev M



Khushali


Year 8: Cultural Patterns



Khushi




Dev S.




Hasti

Year 8: Cultural Patterns


Prahalad



Shiv



Ibtisam




Year 8: Cultural Patterns

Anna Maria



Priyanka




Sundus



Year 8: Cultural Patterns




Khushi C



Sarvangi



Komal



Palak

Bag designs: promoting ocean conservation

Diya P

TASK:
Draw your design for your plastic bag.

Your bag must fit the theme: Under the Sea

You must add colour and think about the layout of your design.

Next lesson you will start making your bag.

If you finish one design, you can do another design for the back of the bag.

Name: Diya Patel 9/1
Design idea for recycled plastic bag

Project brief: To turn plastic waste into a reusable bag that promotes the beauty of our oceans, encouraging people to recycle

Sanisha

TASK:
Draw your design for your plastic bag.

Your bag must fit the theme: Under the Sea

You must add colour and think about the layout of your design.

Next lesson you will start making your bag.

If you finish one design, you can do another design for the back of the bag.

Name: Sanisha
Design idea for recycled plastic bag

Project brief: To turn plastic waste into a reusable bag that promotes the beauty of our oceans, encouraging people to recycle

Saynab

TASK:
Draw your design for your plastic bag.

Your bag must fit the theme: Under the Sea

You must add colour and think about the layout of your design.

Next lesson you will start making your bag.

If you finish one design, you can do another design for the back of the bag.

Name: Saynab
Design idea for recycled plastic bag

Project brief: To turn plastic waste into a reusable bag that promotes the beauty of our oceans, encouraging people to recycle

Tzeisilnta

TASK:
Draw your design for your plastic bag.

Your bag must fit the theme: Under the Sea

You must add colour and think about the layout of your design.

Next lesson you will start making your bag.


If you finish one design, you can do another design for the back of the bag.

Name: Tzeisilnta 9/1
Design idea for recycled plastic bag


Project brief: To turn plastic waste into a reusable bag that promotes the beauty of our oceans, encouraging people to recycle

Bag designs: promoting ocean conservation

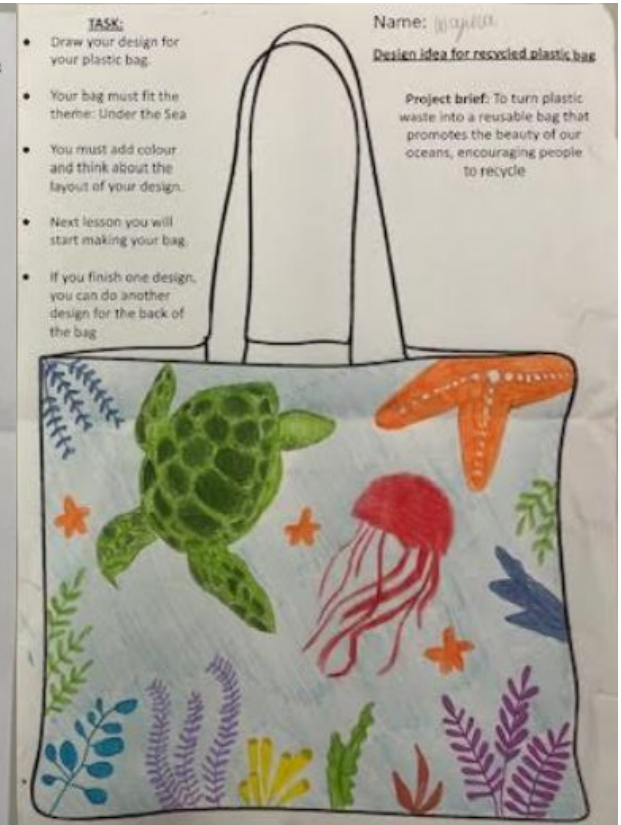
Fernanda



Prisha



Wajiha



Bag designs: promoting ocean conservation

Anokhi


TASK:

- Draw your design for your plastic bag.
- Your bag must fit the theme: Under the Sea
- You must add colour and think about the layout of your design.
- Next lesson you will start making your bag.
- If you finish one design, you can do another design for the back of the bag.

Name: Anokhi Chatterjee 11

Design idea for recycled plastic bag

Project brief: To turn plastic waste into a reusable bag that promotes the beauty of our oceans, encouraging people to recycle



Khushali V


TASK:

- Draw your design for your plastic bag.
- Your bag must fit the theme: Under the Sea
- You must add colour and think about the layout of your design.
- Next lesson you will start making your bag.
- If you finish one design, you can do another design for the back of the bag.

Name: Khushali Vaidya 11

Design idea for recycled plastic bag

Project brief: To turn plastic waste into a reusable bag that promotes the beauty of our oceans, encouraging people to recycle



Rozalia

TASK:

- Draw your design for your plastic bag.
- Your bag must fit the theme: Under the Sea
- You must add colour and think about the layout of your design.
- Next lesson you will start making your bag.
- If you finish one design, you can do another design for the back of the bag.

Name: Rozalia Chatterjee 11

Design idea for recycled plastic bag

Project brief: To turn plastic waste into a reusable bag that promotes the beauty of our oceans, encouraging people to recycle

