

GCSE TEXTILES

Course Specifications

Course Title: Textiles (Art & Design)

Exam Board: EDUCAS

Link to specification:

<https://www.eduqas.co.uk/umbraco/surface/blobstorage/download?nodeId=10996>

Grading: 1-9

Course Details

What will you learn?

Year 10

The Textiles curriculum is designed to provide engaging, challenging, meaningful learning experiences that supports the development of creative practice. Our rewarding and immersive programme of study broadens experience, develops imagination and technical skills, fosters creativity and promotes personal and social development. The focus of the curriculum is to nurture an enthusiasm for Art, Craft and Design and to develop critical, practical and theoretical skills that enable students to gain a holistic understanding of a range of practices and contexts in the visual arts, crafts and design fields.

Autumn

Skills unit: Surfaces project

you will develop your skills in a range of textile techniques and equipment including the heat press, sewing machine, applique, working with a wide range of fabrics. You will also learn how to analyse the work of textile designers, and how to create artist responses, and build on your recording and drawing skills.

Spring 1

Skills unit: final outcome

students will design and make a waistcoat inspired by the theme Surfaces. Students will work independently to combine techniques together in innovative ways, and develop their time management skills to make the final piece within a set time frame. Students will learn about product assembly and pattern cutting skills such as lay planning and garment construction.

Spring 2 & Summer term

Component 1- Personal Investigation

Students will begin their first coursework (Personal investigation). They will be guided to choose a suitable project theme that has enough depth and personal interest to sustain the project. This unit will begin at Spring half term and continue until the end of the winter term in year 11 and is worth 60% of their total GCSE grade. Students will start by researching their theme, drawing from primary and

secondary resources, researching relevant designers/art movements and start experimenting with a range of media and processes which are relevant to their individual themes.

Year 11

Autumn

Component 1- Personal Investigation

students will continue to work on their first coursework (personal investigation). Students will be working independently with guidance from the teacher including workshops on techniques. Students will work on design ideas and design development, testing, modelling and prototyping and sample development, leading to a final design idea for a final outcome that is relevant and suitable to their chosen theme and project aims.

Students will make a final outcome over an extended period of time (roughly 10 hours)

This project will be completed by the end of Autumn term (December hand in) This will mean that students will have completed 60% of their total GCSE grade.

Spring

Component 2: Externally Set Assignment (ESA):

Students will choose a project theme from a list of visual and written starting points issued by the exam board. Students will work independently on this project, from initial research, artists/designers/art movements through to sample development, testing, material and technique exploration, through to design ideas for a final outcome.

Students will complete a two day exam under exam conditions where they will make a final outcome which is relevant and suitable to their chosen theme and project aims.

this is a shorter project which will last the spring term with the hand in for this unit being after the Easter holidays

How will you be assessed?

During the course:

Year 10:

at the end of the skills unit you will be assessed against the exam board assessment objectives using feedback sheets that will give targeted feedback with actions to improve and a “currently working at” grade

Year 11: written feedback on projects will be termly, including verbal feedback with teacher on

sketchbooks as the projects progress in class. Students will be assessed against the exam board assessment objectives: AO1: Artist research, AO2: Creative Making, AO3: Reflective recording AO4: Final outcome

At the end of the course:

Your final grade will be awarded based on the following examinations and / or coursework.


Component 1- Personal Investigation: 60% *A Portfolio of work based on themes of your choice*
Assessed internally and moderated by Eduqas. 15 hour practical making for final outcome.

Component 2: Externally Set Assignment (ESA): 40% *a shorter body of work based on themes given from the exam board with a 15 hour practical making exam*
Assessed internally and moderated by Eduqas.

What independent work can you do?

Learn:


 KEY WORDS.docx

 List of Descriptive Words to Critique Art.docx


[Glossary of Technical Terminology](#)

RAG and Revisit:

 Student booklet Portfolio Unit 1.pptx

 student booklet year 10.pptx

Explore:

 1. choosing project theme and mindmap.pptx

 Careers in textiles and fashion.docx

Prepare:

 TEXTILES Year 11 Externally set Assignment PLC.pptx

Which resources should you use?

Textbooks, websites, online resources

Textiles is a popular and successful subject at Alperton Community School. Many of our students go onto foundation courses or other art related courses at some of the best Art and Design Universities.

<https://www.thecompleteuniversityguide.co.uk/student-advice/what-to-study/art-and-design-foundation-diplomas>

<https://www.prospects.ac.uk/careers-advice/what-can-i-do-with-my-degree/textile-design>

<http://creativejourneyuk.org/>

- The Saatchi Gallery [Saatchi Gallery](#)
- The V&A has a range of great exhibitions and extensive galleries you can view for free [V&A](#)

- The Time Out London website has a great review of exhibitions and places to visit [London Art Galleries – Museums Exhibitions – Time Out London](#)
- fashion and textiles museum: ftmlondon.org -
- TextileArtist.org
- <https://www.pinterest.co.uk/alpertontextiles/boards/> create an account online and start researching textile artists and techniques and creating moodboards