

Is Textiles GCSE a good choice for me?

Textiles is ideal for students who enjoy **practical work** such as drawing and designing and physically making things. While **some written and analytical skills are required**, the emphasis of the course is on practical work.

We are looking for students who have a **passion and interest in Art and Textiles**. You must be willing to **work hard** as the subject is **coursework based**, so you must **be organised** with homework and **meet deadlines** set.

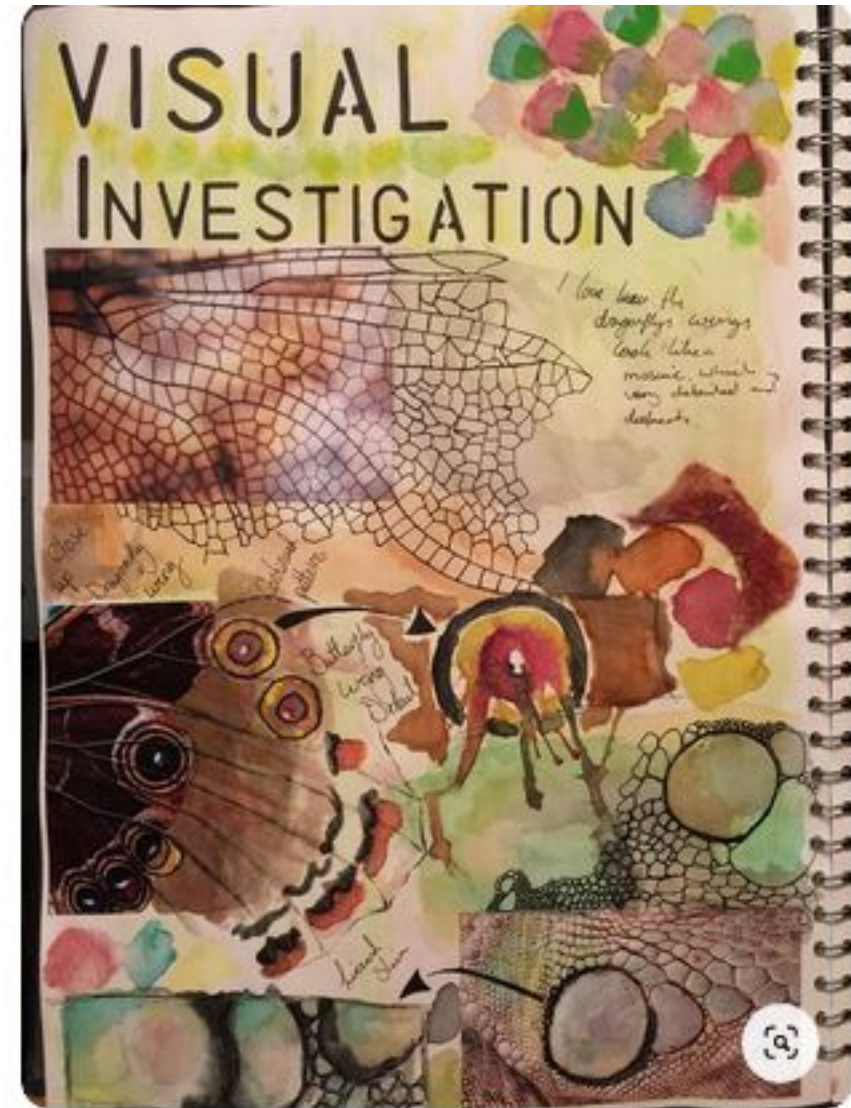
Lots of students choose to study **both** Textiles and Art at GCSE: The subjects compliment each other well.



Why should I study Textiles Design?

You will build skills in the following areas:


- **researching and evaluating textile artists;** developing ideas inspired by their work.
- **Observational drawings:** there are many ways to record texture and tone in textiles such as using hand embroidery, mark making, painting with batik, needle felting and fabric collage.
- **Creative making:** you will develop skills on the sewing machine, printing techniques such as stenciling and working with recycled materials and heat manipulation.



Why should I study Textiles Design?

*You will also develop the following skills studying Textiles. These **transferable skills** will help you do well in your other subjects too:*

- the ability to work independently, set goals, manage your own work and meet deadlines
- project management
- attention to detail
- the ability to work effectively with others through collaboration and team work
- communication and presentation
- the ability to work to deadlines
- research and analytical skills
- resourcefulness.



What will I study in GCSE Textiles Design?

Component 1-Coursework : 60%

You will complete a **coursework portfolio sketchbook** and **final pieces** that link to your theme. Each piece of coursework is marked by the centre and moderated by the Exam Board.

Students will produce a portfolio that in total shows coverage of the four assessment objectives. It must include a project evidencing the journey from initial ideas to the realisation of intentions and a selection of further work undertaken during the student's course of study.

Projects most recently undertaken are Surfaces and Identity. You can choose to develop your own theme and explore art and textiles that is meaningful to you.

Component 2-Controlled Test : 40%

(A 10 hour practical make with theme chosen by the Exam Board)
Students will respond to their chosen starting point from an externally set assignment paper relating to their subject title, evidencing coverage of all four assessment objectives.

Throughout the course students will be expected to work individually, and in groups, producing drawings and photographs, creating design work, experimenting with samples in a range of media, researching relevant designers and design movements, developing ideas to final pieces, and presenting work.

GCSE Art and Design (TEXTILES) Specification



Art textiles



Costume design



Surface pattern



Printed and dyed textiles



AREAS
COVERED

Soft furnishings



Stitched/embellished textiles.



Constructed textiles



How is the GCSE Marked?

You have to show evidence for each Assessment objective (AO1, AO2,AO3,AO4)

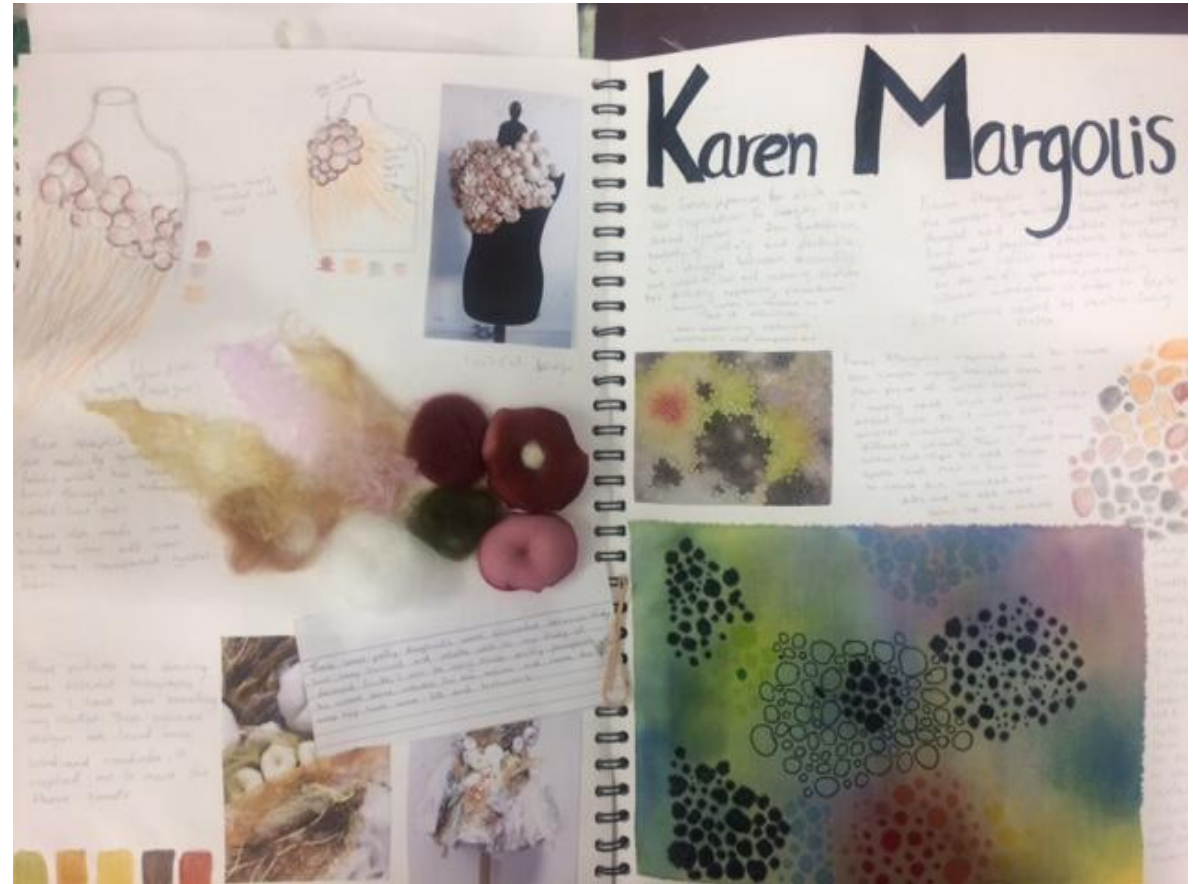
AO1 Critical understanding	Develop ideas through investigations, demonstrating critical understanding of sources.
AO2 Creative making	Refine work by exploring ideas, selecting and experimenting with appropriate media, materials, techniques and processes.
AO3 Reflective recording	Record ideas, observations and insights relevant to intentions as work progresses.
AO4 Personal presentation	Present a personal and meaningful response that realises intentions and demonstrates understanding of visual language.

On the next slides you can see examples of each of these

There are 4 assessment objectives in Textiles:

AO1:

- Artist research and critical evaluation of their work
- Development of ideas inspired by artists work



There are 4 assessment objectives in Textiles:

Experimenting with different techniques and creating REFINED samples (adding hand embroidery, combining more than one technique)

A02

Needle felting



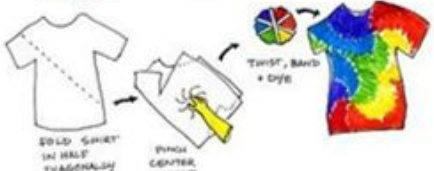
quilting



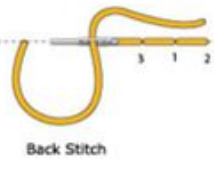
sequins



tiedye



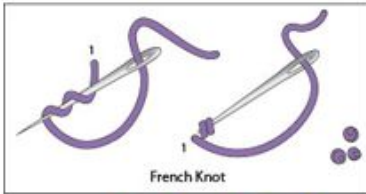
Batik



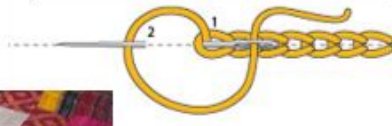
Back Stitch



COUCHING



French Knot



Chain Stitch

beading



Heat gun: melting synthetic fabrics

Bondaweb and Iron Applique



Heat press Sublimation printing



Quilting


Sewing machine




Free hand embroidery, dissolvable fabric



Machine stitch



Mono-printing




Hand embroidery



Lino printing



There are 4 assessment objectives in Textiles:



A03

Observational drawings: hand embroidery, mark making, painting, batik, pencil

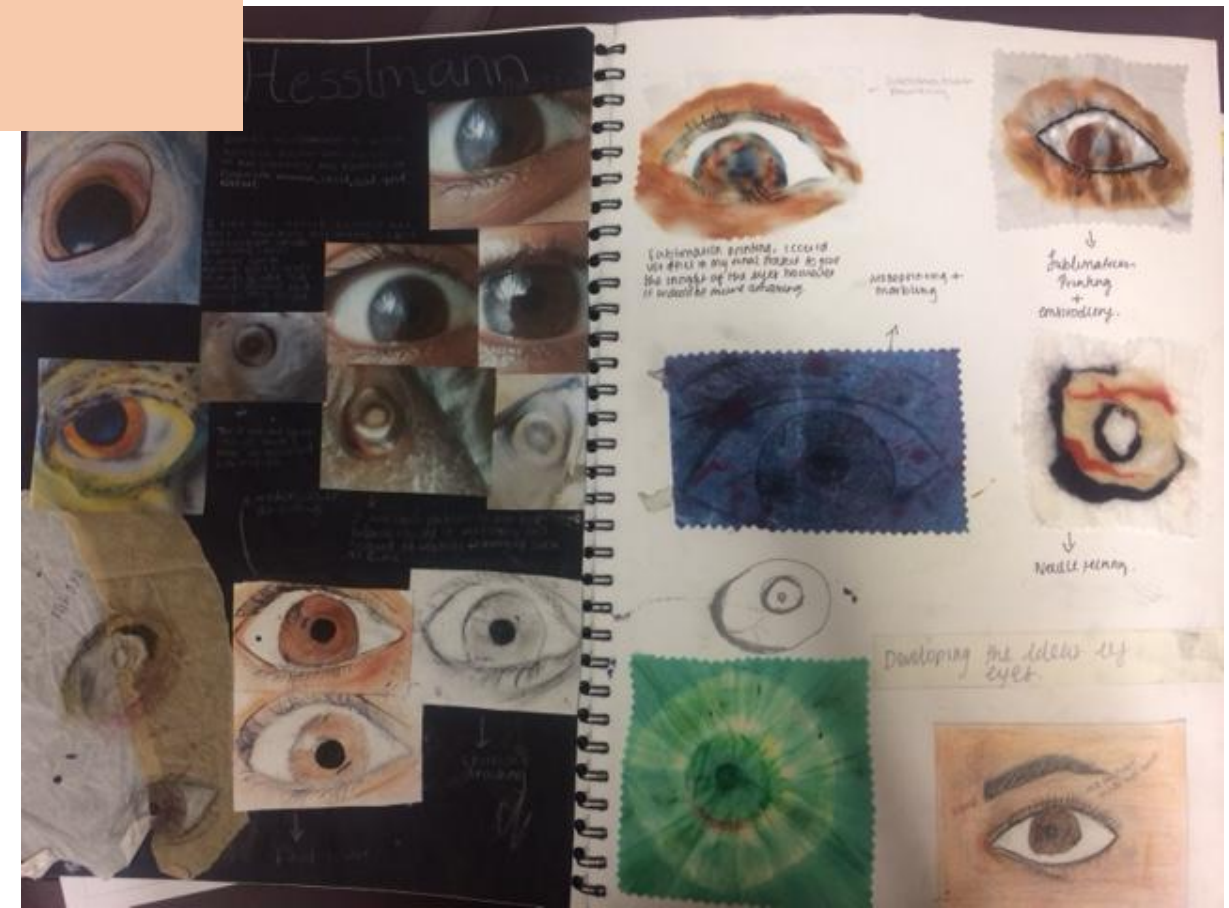
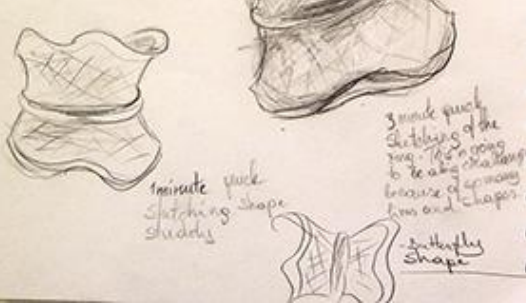
Annotations, keywords, recording your thoughts and ideas

Primary pictures



silver ring visual study

This ring belongs to my mother and it was made in Lithuania. I really like the pattern, because it reminds me of cracked dry land, or volcanic lava left patterns, that associates with my chosen myths and legends theme, "Fire Bird". This is a huge inspiration source and I will use it as my main visual recording subject.



There are 4 assessment objectives in Textiles:

Final outcome and overall presentation of sketchbook

A04

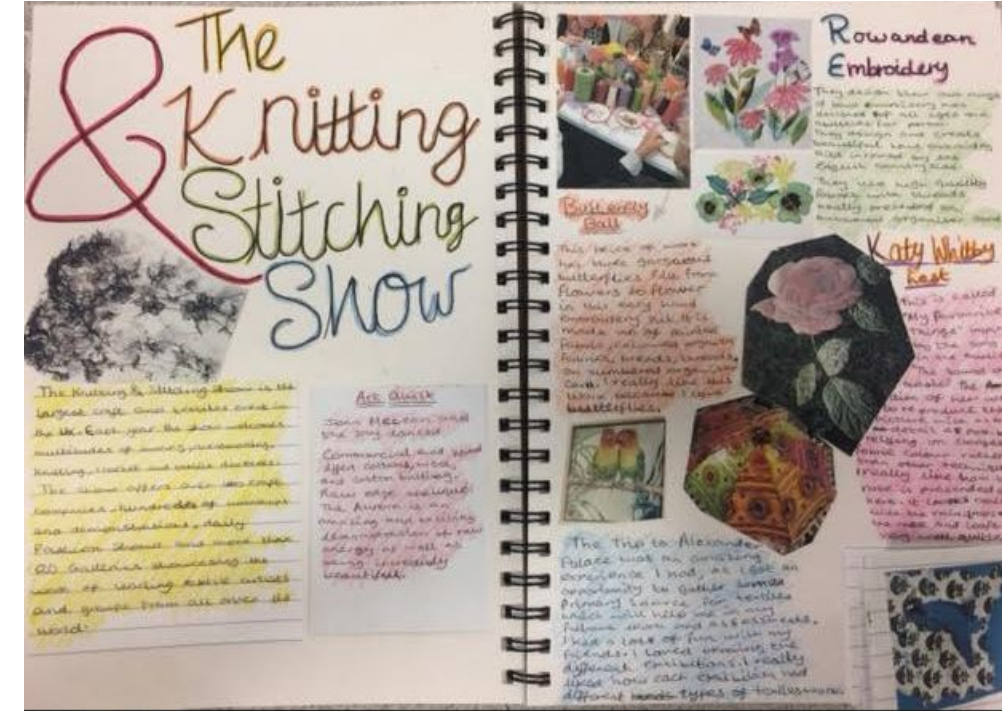


You will go on a trip to the **Knitting and Stitching Show**

These are examples of students sketchbooks writing up the trip and the artists they found inspiring.

For more information click the link:

<https://www.theknittingandstitchingshow.com/>



What can studying Textiles lead to?

What can it lead to?

We offer Art and textile design at A-Level, which can lead onto Art foundation courses and degree courses.

Textiles is a growing industry worth over £800 million and contributes to the UK's reputation as a world leader in creativity.

There are 35,000 craft makers in the UK, and as well as making their own work, they contribute to many businesses and industries, including film, theatre, dance, fashion and product design.

The Fashion industry employs nearly a million people across a wide spectrum of roles and provides diverse opportunities for young people .

Jobs you could do from studying Textiles include:

- Fashion designer
- Print and fabric designer
- Shoe/trainer designer
- Interior designer
- Trend forecaster
- Costume designer
- Fashion buyer
- Garment technologist

Click this links to find out about more careers in Textiles:

<http://www.textileshotline.co.uk/we-love-textiles/careers-in-textiles-we-love.html>

<https://www.drapersjobs.com/news/top-10-careers-fashion-industry>

The Great British Sewing Bee

BBC



Next in Fashion



The Future of Fashion with Alexa Chung



The Price of Fast Fashion

BBC



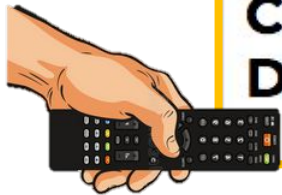
Breaking Fashion

BBC



Craftivism: Making a Difference

BBC



The Future of Fashion



Renegades of Fashion



MAKE! Craft Britain

BBC



MEET THE HOLLYWOOD COSTUME DESIGNERS



Click on the **remotes** and watch the videos to learn more about Fashion and Textiles



What can I do to prepare for studying Textiles?

Set up a **Pinterest account** and follow the **Alperton Textiles Department**.

You can see lots of different boards of project themes, textile artists, fashion designers, final piece ideas, example sketchbooks, embroidery videos, and other inspiring resources.

Start your own Pinterest mood boards: collect images that inspire you from the Alperton Textiles boards. You can also practice hand embroidery techniques and teach yourself new skills.

<https://www.pinterest.co.uk/alpertontextiles/saved/>



Alperton Textiles Department

@alpertontextiles

78 followers · 11 following



Visit these websites to widen your knowledge of Art & Textiles:

<https://www.textileartist.org/>

<https://www.vam.ac.uk/>

<https://artsandculture.google.com/>

<https://www.creativelivesinprogress.com/>

<http://www.saatchigallery.com/>

<http://ftmlondon.org>

You can also look through the Alperton Textiles Department “Work of the Week” page to see examples from all year groups, including GCSE and A-Level

<https://www.alperton.brent.sch.uk/students/enrichment/words-of-the-week/>