


YEAR 8 TEXTILES: Designs inspired by cultural patterns

Hedhar



Ishaq



YEAR 8 TEXTILES: Designs inspired by cultural patterns

Agnesh




Milo



YEAR 8 TEXTILES: Designs inspired by cultural patterns

Fatima



Clarissa



Year 9 HW: the sewing machine

Rozalia

SEWING MACHINE

The Sewing machine:

1. Label the parts of the Sewing machine. Check your spelling.
2. Write a sentence describing what each part does in your book.

2. The presser foot is for the Sewing machine to hold the fabric flat as it is fed through the needle. A foot pedal is a pedal the can control the speed of stitching. A reverse switch is strengthening the stitch you are trying to make. The bobbin winder is for the top Sewing machine thread tension. A stitch is what your pattern selector and your stitch length. A take-up level is how fast you want the thread needs to go. A thread holder is what it hold the thread so you can sew. A take-up level is what it guides the thread of the bobbin dog teeth are metal teeth like fibres that protrude from a hole. A needle is where it sews the fabric. Plastic slide is to access the bobbin area and it also protects the bobbin area.



- Key words:**
- Presser foot
 - Foot pedal
 - Reverse switch
 - Bobbin winder
 - Stitch dial
 - Take-up level
 - Thread holder
 - Thread guide
 - Bobbin
 - Needle
 - Needle thread guide



Tzeisilnta

take-up lever - lifts the thread back up out of the cloth after a stitch has been made.

Thread holder - Positions the thread in such a way that it runs through the machine smoothly without breaking, tearing or loosening.

Bobbin winder - takes thread from the top thread spool and winds it on the bobbin.

bobbin wheel - rotates the machine operator, which causes the needle and hook to move in a manner that produces stitches.

Stitch dial - lets you adjust the length of your stitch for different applications.

Foot pedal - Controls the speed of your sewing machine, when your foot is lifted off the machine stops.

Reverse switch - allows you to back up over stitches you previously made.

Slide - plastic - provides access to the bobbin area and protects the bobbin area from thread and fabric being caught in moving parts when the machine is operating.

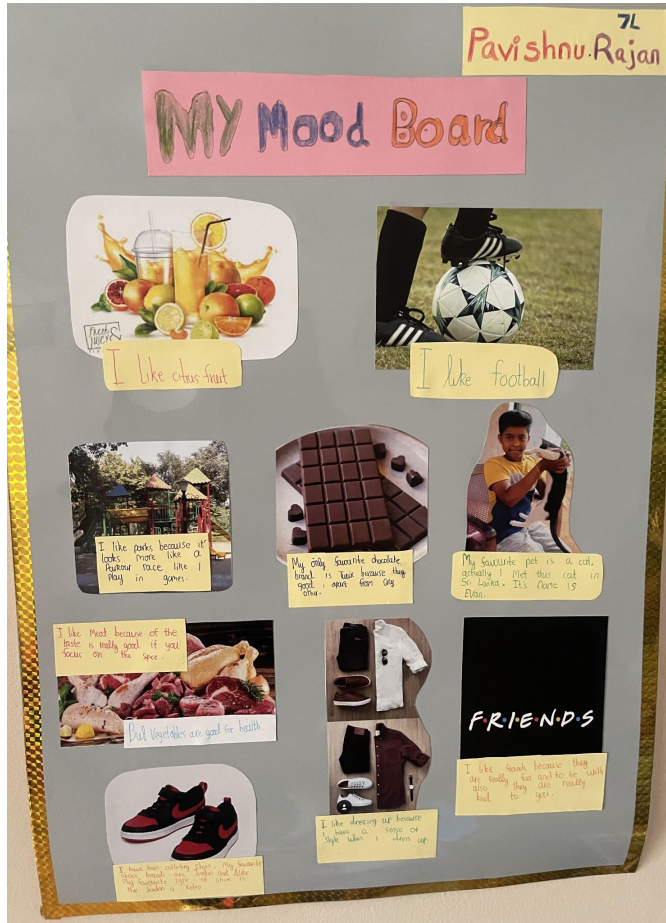
Needle - To carry the needle thread through the material and form a loop which can be picked up by the hook or loop mechanism.

Foot pedal - assisting cloth to pass through the sewing machine and producing high quality stitches.

Key words:


- take-up lever
- Thread holder
- Bobbin winder
- Stitch dial
- Foot pedal
- Reverse switch
- Slide - plastic
- Needle
- Foot pedal
- Reverse switch
- Slide - plastic

Tzeisilnta 94



Year 7: "All about me" mood boards

Ashisha



Year 12 Textiles: Fabric monoprints

Stacy



Aryan




Hetvi




Year 12 Textiles: Fabric monoprints

Shiya



Aisha O



Ishika



Year 12 Textiles: Fabric monoprints


Tanya



Himani



Sneha



Year 8 Product Design - Research



This is called starry night sky light and it is made for kids 3 and over, it is for the bedroom, i like that it does not use a cord and that it has different light settings, I do not like that it only comes in pink!



This is called mr turtle buddy lamp, it is for ages 5+, it is for bedroom, it does not use cord or socket and has good design, i do not like that there is only one colour.



This is called rainbow night light, it is made for all ages, it can be placed anywhere in the house, I like the colours and the design of it but I do not like that you have to plug it in a socket



This is called red rose night, it is for all ages, it is for next to bed, it has bright enough colour, daylight sensor, i do not like that you have to use a socket for it

Year 8 Product Design - research



Babies truly sleep best when a room is really dark My favorite ones are those where you can dim the light and choose the light color like and bays can sleep in rest. But, it really it doesn't need to be fancy.



Cute yet functional kids led night light with a range of useful functions and you can charger with a usb cable i like this because Touch Switch So you can touch it with you hand.



Use this as a nightlight in a child's room or just as an effect light. And it make it decorative for the children **USB cable only supplied no batteries or charger.**



Basketball 3d Night Light,
Sport Series Home
Decoration 7 Colors Led Desk
Lamp, Usb Touch Bedroom
Night Lamp Basketball 3d
Night Light, Sport Series
Home Decoration 7 Colors
Led Desk Lamp, Usb Touch
Bedroom Night Lamp

Mounang 8KL

Year 8 Product research



Cute rainbow LED light perfect decor for kids room or kids party.
It can stand on flat surfaces without support.
Lightweight and easy to hang on the wall (built-in holes at the back for hanging).
Has on/off switch.
Battery powered .i dot like this produce because this product doesn't require batteries.



**Crystal Ball Night Lights
Luminous Planetary Galaxy
Astronaut Night Light.this
product is made of glass and
you need to charge this
product.i like this product
because at for everyone and
when u want to take it out you
can and it had a base to put
down**

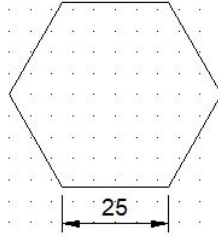
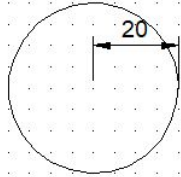
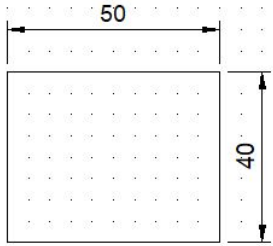


**Dinosaur Kids Night Light,Rechargeable
Baby Kids Night Light,Toddler Girl Boy
Adult Night Light,Portable Silicone LED
Night Light,Touch Child Night Light
Lamp,USB Night Light,Light Up Gift. i
like it because u charge it**

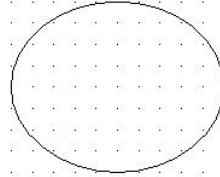
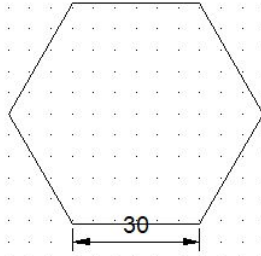
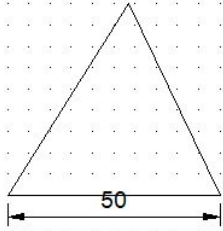


Stuart keeps an eye on you at night! This small night light shines with a soft yellow glow and puts a smile on your face as you drift off to sleep. It is battery-powered and can be used anywhere.i like it because you can charge any where in you house

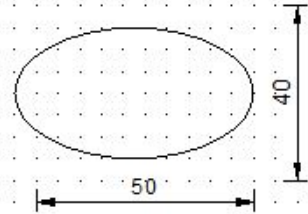
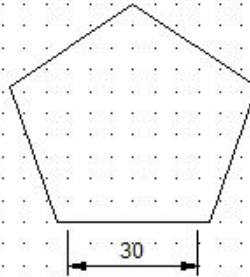
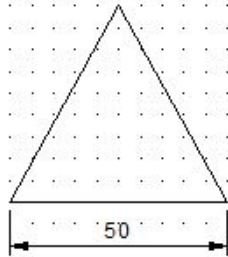
Year 8 Product Design - Shapes using Computer aided Design



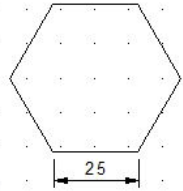
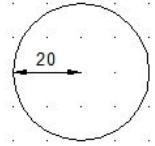
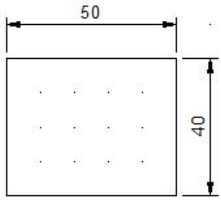
Palak 7P



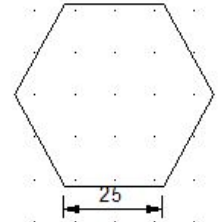
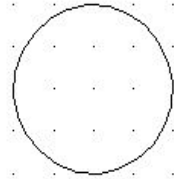
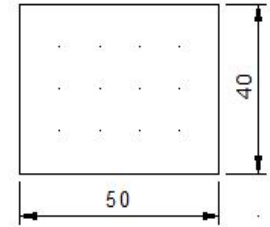
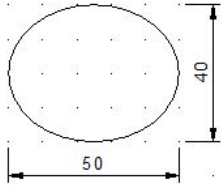
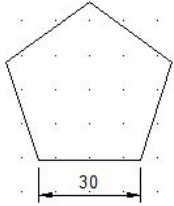
Trupesh 7N



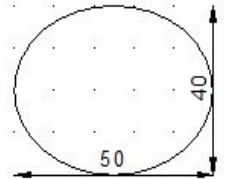
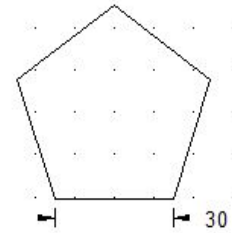
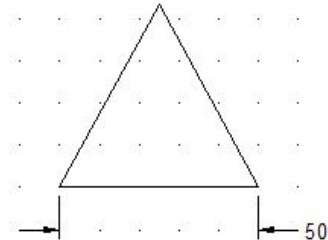
Year 8 Product Design - Shapes using Computer aided Design




Mayank 8p



Sanjith 8P



Year 8 Shapes using Computer aided Design



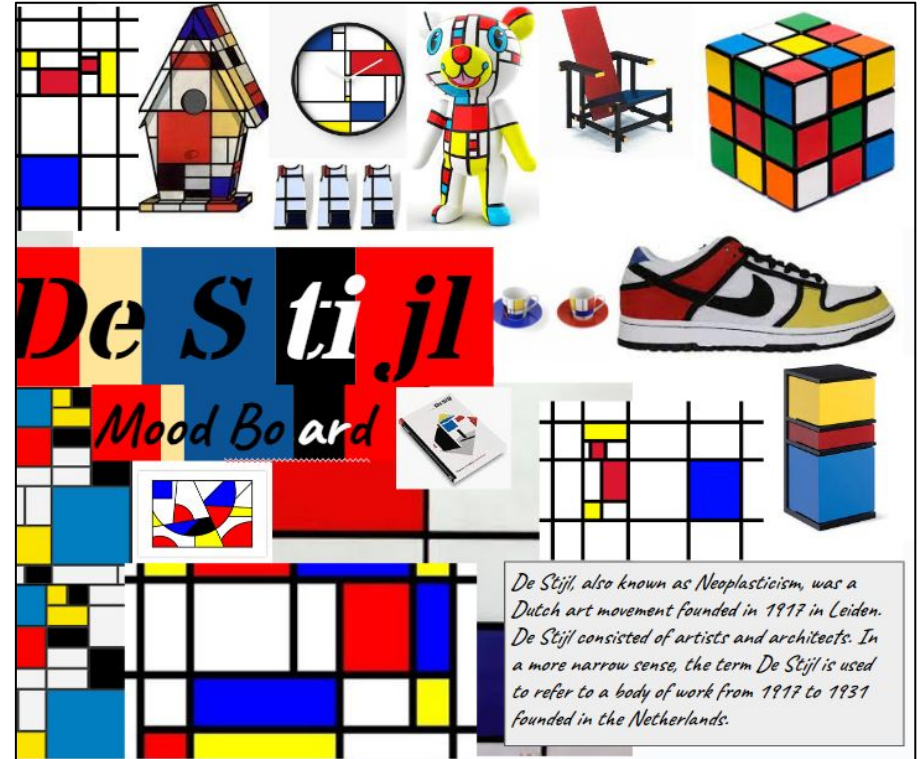
Khushi 8N

Independently worked on the challenge task

Year 9 Product Design - Design Movement



Dhyani 9STV




Stellon 9STV

Year 9 Vacuum Forming






Leena and Aisha 9STV







Rit and Kareem 9STV

7XY: "All about me" Self portrait designs for fabric portraits.

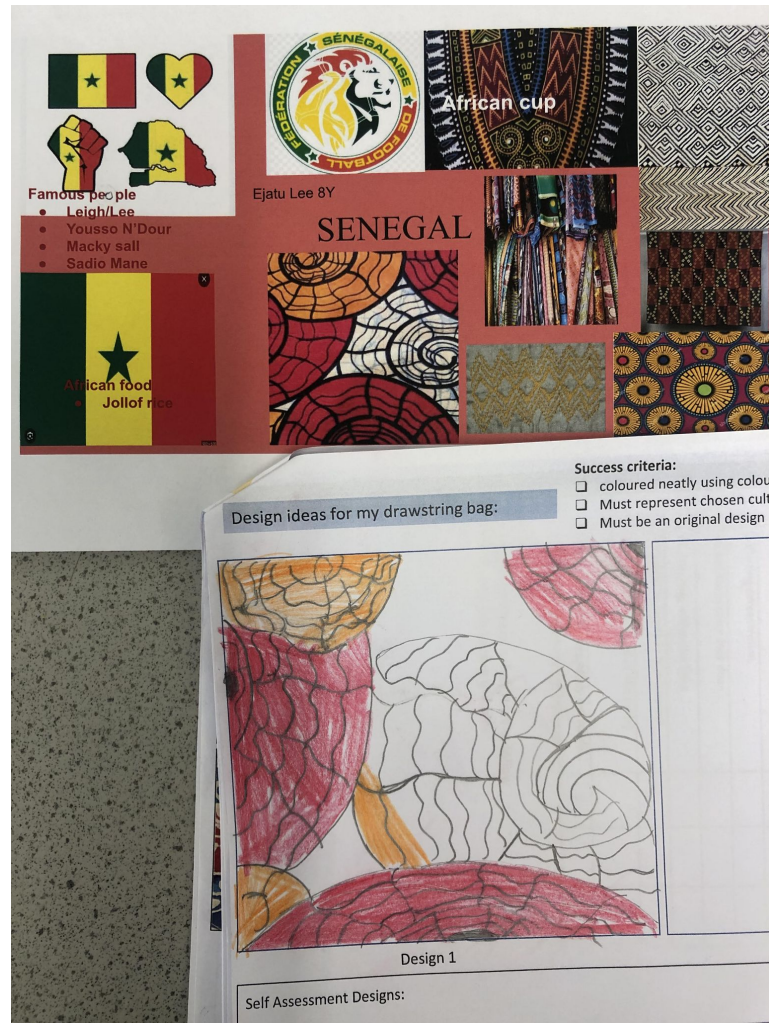


7XY: "All about me" Self portrait designs for fabric portraits.

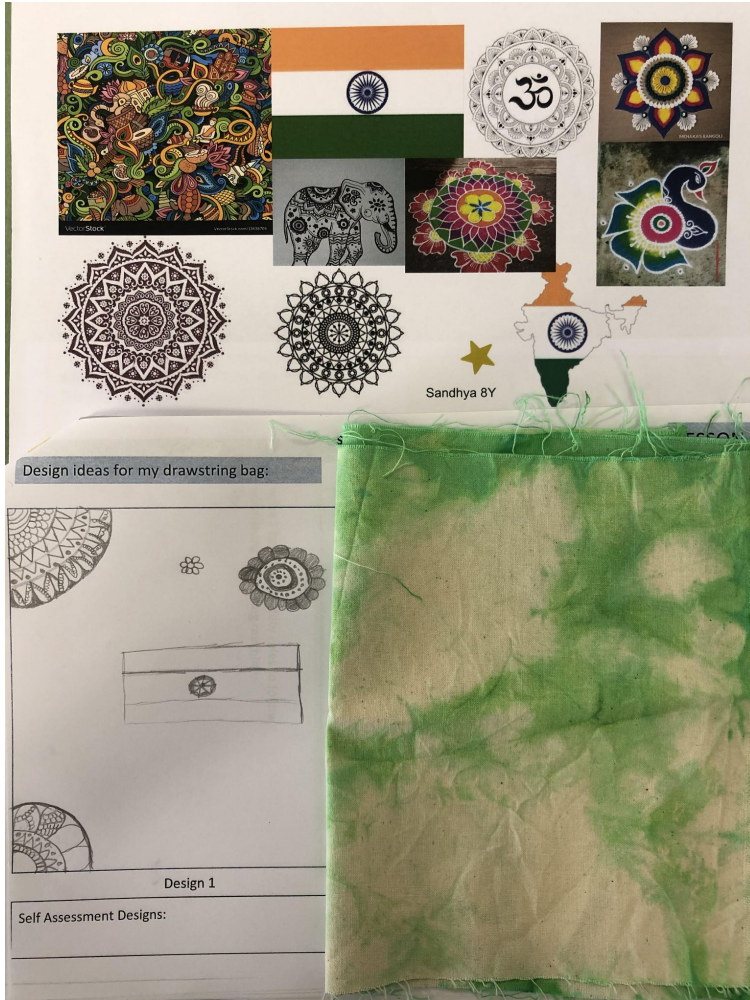








**7XY: “All about me”
Self portrait
designs for
fabric
portraits.**



8XY: Cultural moodboards and designs



8XY: Cultural moodboards, Tie-dye and designs



8XY: Cultural moodboards, Tie-dye and designs

LESSON 2

Success criteria:

- coloured neatly using colour pencil
- Must represent chosen culture
- Must be an original design

Design ideas for my drawstring bag:

Chosen Culture:

Rishans India moodboard

Abdul

LESSON 2

Success criteria:

- coloured neatly using colour pencil
- Must represent chosen culture
- Must be an original design

Design ideas for my drawstring bag:

Chosen Culture:

Design 1

Self Assessment Designs:

8XY: Cultural moodboards, Tie-dye and designs



8XY: Cultural moodboards, Tie-dye and designs

Year 7 Fruit Salad



Aaliyah 7R



Harsh 7R



Sara 7Q

Year 7 Fruit Salad



Salma 7Q



Abdullah 7Q

Year 7 Fruit Salad



Veerkumar 7R



Malak 7Q



Dikshi 7R