

31st December 2020

Dear Parents and Carers,

Following yesterday's Government announcement, we will need to change our arrangements for the start of the Spring Term 2021.

There will now be **TWO** teacher training days on **Monday 4th January** and **Tuesday 5th January 2021**. This means there will be **NO** online or in-school lessons on these days. We will need these two days to set up the coronavirus mass testing programme as prescribed by the Government.

Lessons will start on Wednesday 6th January. A considerable number of our students will be eligible to attend school as normal from Wednesday. If your child is eligible to attend school, you and your child will be contacted directly on Monday or Tuesday by phone and/or email. If you have been contacted in this way, we expect your child to attend lessons in school from Wednesday 6th January.

If you have not been contacted by the school, your child must attend online lessons. All online lessons will be delivered through Google Meet. We will follow the normal school timetable, so on Wednesday 6th January, form time will begin at 8:30am and period 1 will begin at 9:00am. Students studying at home will be expected to wear school uniform and behave appropriately.

If you are a critical worker, your child will be eligible to attend school from Wednesday 6th January. In order for your child to attend, you will need to send proof of your occupation to your child's Pastoral Manager. You can find a list of eligible professions [here](#).

On Monday 11th January, all Year 11 and Year 13 students are planned to return to school and on Monday 18th January all students should return to school. Please note that these dates are subject to Government advice and guidance.

Mass Testing in Schools

Over the course of the next two weeks we will inform you when to send your child to school for a coronavirus test. The purpose of the test is to identify children who are asymptomatic – children who have contracted the virus, but do not show any of the normal symptoms. Although the test is voluntary, we strongly encourage all students to take a test. This is because testing will help identify children who may spread the disease, thereby protecting your family and our community.

This also means that children who have been in contact with the child testing positive would not need to be sent home. I am sure you are aware in the Autumn Term we needed to send all the children who were close contacts home for two weeks to self-isolate. Running these tests means we would not need to do this.

We will be sending all parents a very simple online form to complete to give your consent for the test to take place. Please note that Sixth Form students are able to consent to the test themselves as they are over 16 years of age.

I have attached a leaflet which explains the way the tests are conducted. The test is very straightforward. Children use a cotton bud to take a sample. Please note that children would only ever test themselves; staff will simply take the swab and add chemicals. If a positive case is identified, we will contact parents immediately to explain the next steps.

Volunteering to Support Mass Testing

As you can imagine, the additional testing in school will place a significant demand on our staff. We are therefore looking for volunteers who would be able to come into school to support the testing programme. We are happy for parents to support for a limited number of days e.g. “every Monday morning from 9 to 1pm” or “every Tuesday and Friday”. If you are able to support, please send you name to volunteer@alperton.brent.sch.uk and we will reply as soon as possible.

Once again, thank you for your continued support in these very challenging times.

Yours sincerely,




Gerard McKenna
HEADTEACHER

HOW TO DO YOUR TEST

WHILE THIS IS A SELF-SWAB TEST, THERE WILL BE A TESTING HELPER WHO WILL OVERSEE THINGS AND PROVIDE HELP IF YOU NEED

1



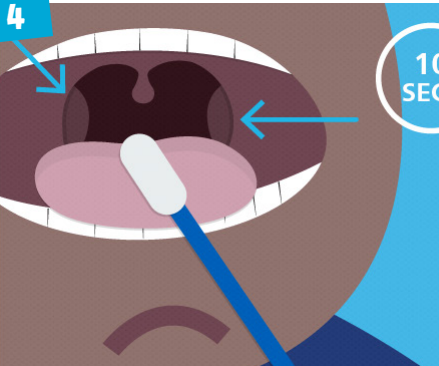
YOUR COVID-19 TEST WILL BE SCHEDULED. IF YOU ARE UNDER 16, YOUR PARENT / CARER WILL HAVE CONSENTED

3



BLOW YOUR NOSE IF NEEDED. WASH AND DRY/SANITISE YOUR HANDS. REMOVE THE SWAB BEING CAREFUL NOT TO TOUCH THE SOFT PART


4



10 SECS

OPEN YOUR MOUTH WIDE AND USE A MIRROR TO LOOK AT THE BACK OF YOUR THROAT, THEN USE THE SWAB TO RUB FIRMLY 4 TIMES ON EACH SIDE

2



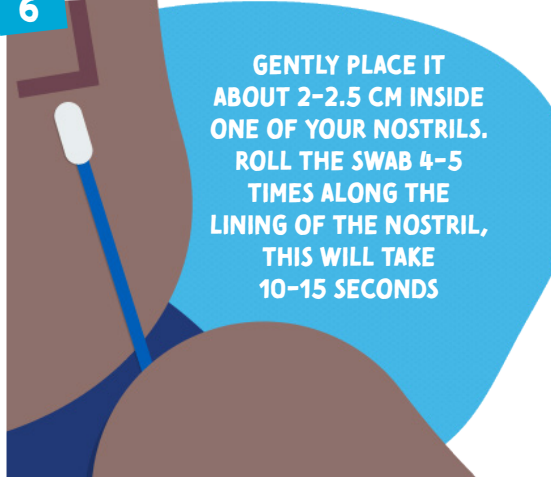
YOUR TEST WILL BE FAST AND WHILE IT MIGHT FEEL A LITTLE UNCOMFORTABLE, IT WON'T HURT YOU

5




REMOVE THE SWAB CAREFULLY WITHOUT TOUCHING YOUR TEETH, TONGUE OR GUMS

6



GENTLY PLACE IT ABOUT 2-2.5 CM INSIDE ONE OF YOUR NOSTRILS. ROLL THE SWAB 4-5 TIMES ALONG THE LINING OF THE NOSTRIL, THIS WILL TAKE 10-15 SECONDS

8




YOUR SWAB CAN THEN BE PLACED IN A TUBE FOR TESTING, THIS TAKES ABOUT 30 MINUTES

7

AFTER THIS, YOU'RE DONE, GENTLY REMOVE THE SWAB BEING CAREFUL NOT TO LET ANYTHING TOUCH THE TIP

9



YOUR SCHOOL / COLLEGE WILL CONTACT YOU OR YOUR PARENT / CARER WITH THE RESULTS AND LET YOU KNOW WHAT HAPPENS NEXT