

You Can Now See Dior's 'Designer of Dreams' Exhibition From Home

FASHION & BEAUTY / CULTURE IS NOT CANCELLED



Courtesy of Dior

[Dior](#) has made its *Christian Dior: Designer of Dreams* exhibition available to view online, meaning that you can lose yourself in 70 years of visionary fashion from the comfort of your home. Originally held at Paris' Musée des Arts Décoratifs from 2017 to 2018, and [the following year at the V&A](#) in London, the blockbuster exhibition traces the evolution of the house of Dior from its advent in post-war Paris – where Christian Dior ushered in an era of elegance with his revolutionary 'New Look' – to the present day, via the legendary creative directors who have succeeded him.

Dior is providing a behind-the-scenes insight into the making of the exhibition, plus a virtual tour of its many rooms,

<https://www.youtube.com/watch?v=FLWDWzMrkB>
[E](#)

If this interests you, check out Dior's youtube channel for more videos:

<https://www.youtube.com/user/Dior>

Picasso and Paper: virtual exhibition tour

[Donate](#) [Read more](#) [Leave a comment](#)

https://www.royalacademy.org.uk/article/picasso-and-paper-virtual-exhibition-tour?fbclid=IwAR0pmGbo_5P_r6jDcAFdPV8HibmAPs6L4YzwsP5rBWetZAnM7FdFgpli5NU

Video



See inside Picasso and Paper

Picasso didn't just draw on paper – he tore it, burnt it, and made it three-dimensional. From studies for *Guernica* to a 4.8-metre-wide collage, this exhibition brings together more than 300 works on paper spanning the artist's 80-year career.

Immerse yourself in Picasso's world of paper and discover how – with this everyday material we know so well – he found the means to explore the furthest reaches of his creativity.

Installation views of the Picasso and Paper exhibition at the Royal Academy of Arts. © Succession Picasso/DACS 2020

Follow [@alexandermcqueen](https://www.instagram.com/alexandermcqueen) on Instagram for videos and creative making ideas and activities

Alexander McQUEEN

SKETCH WITH MCQUEEN

Be part of our creative community and sketch with us.

Find your sketchbook and preferred medium.

Screenshot the picture you'd like to sketch from the upcoming series of images.

Sketch, colour or paint your favourite picture.

Take a picture and share your final piece on Instagram by tagging [@AlexanderMcQueen](https://www.instagram.com/AlexanderMcQueen) [#McQueenCreators](https://www.instagram.com/McQueenCreators) to be featured on our channel.



alexandermcqueen

Message



3,993 posts

9.6m followers

0 following

Alexander McQueen

Watch #McQueenCreators Print Creation with Simon Ungless:
youtu.be/HhbKjRNE3gQ


Followed by photogura, therealblueprint, bobbivance + 30 more




McQueenC...



AW20 Show




SS20



Men's AW20



McQueenR...



SS20 Show

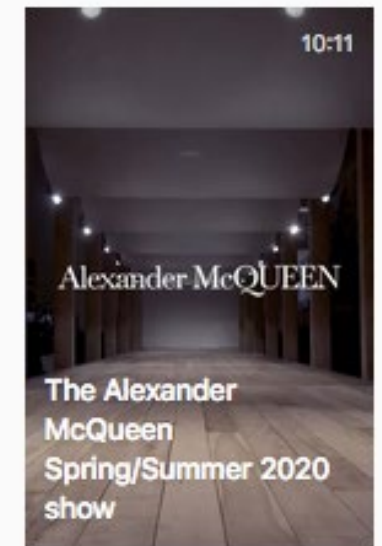




Men's SS20

POSTS

IGTV

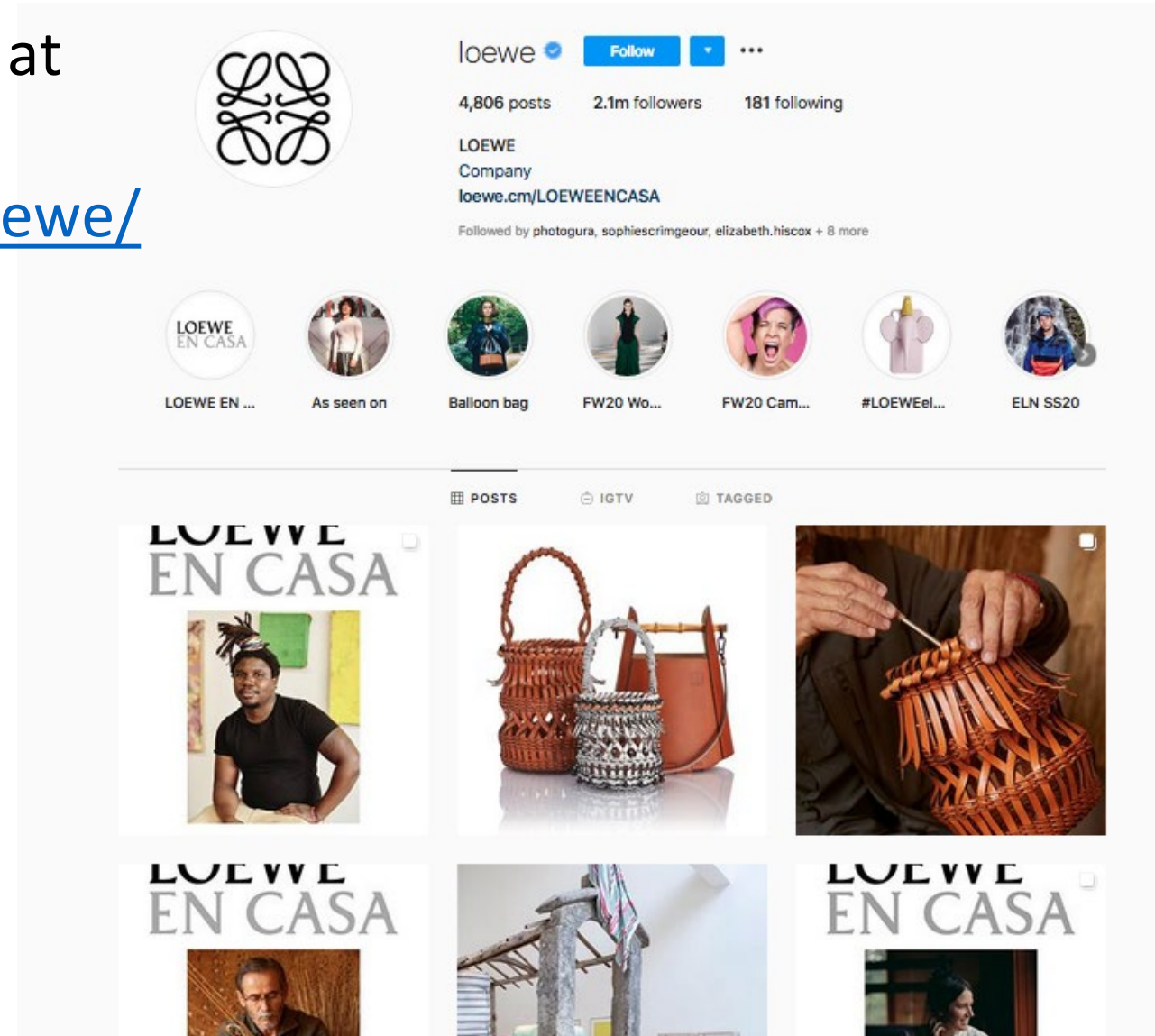
TAGGED



Online events and workshops to enjoy at home.

Follow <https://www.instagram.com/loewe/>
@Loewe

Its series of online workshops, tours and events will be streamed through Instagram Live on weeknights and weekends, bringing together previous artistic collaborators of the brand and finalists of the Loewe Craft Prize to celebrate “craft, innovation and artistic expression”.



Watch these short videos on youtube:



360 VIDEO

Coco Chanel's Little Black Dress in 360°

How did the black dress become an icon?
<https://www.youtube.com/watch?v=N6kovrOuL5g> - action=share



360 VIDEO

Vivienne Westwood's Boucher Corset at the V&A

The Corset that blends fine art and fashion
<https://www.youtube.com/watch?v=d7jUYVlCx8c> - action=share



360 VIDEO

Salvatore Ferragamo's Stilettos in 360

How did the stiletto become the height of fashion?
<https://www.youtube.com/watch?v=nTw0sbWb0VY>&list=PLu4Zo9fB5MNdOTqtzTemWJSvjWCEQP5Km&index=11



360 VIDEO

The Kimono in 360

How did Japanese design redefine beauty?
<https://www.youtube.com/watch?v=44hD2aM6odU>&list=PLu4Zo9fB5MNdOTqtzTemWJSvjWCEQP5Km&index=12



360 VIDEO

British Fashion Icons in 360°

With Naomi Campbell, Edward Enninful, Anya Hindmarch and Joan Burstein

<https://artsandculture.google.com/culturalinstitute/beta/u/1/project/360-videos>




360 VIDEO

Manolo Blahnik in 360°

See his creative process and the inspirations behind his magical creations

<https://artsandculture.google.com/culturalinstitute/beta/u/1/project/360-videos>



360 VIDEO

Alexander McQueen in 360°

Discover more about his craftsmanship and creativity

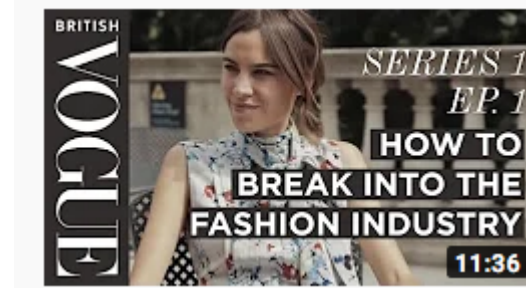
<https://artsandculture.google.com/culturalinstitute/beta/u/1/project/360-videos>

https://www.youtube.com/watch?v=Bi2nc_xxnvs

full series 1 (1 hour run time)

[Alexa Chung | The Future of Fashion | British Vogue](#)

YouTube channel with lots of mini videos on the fashion industry

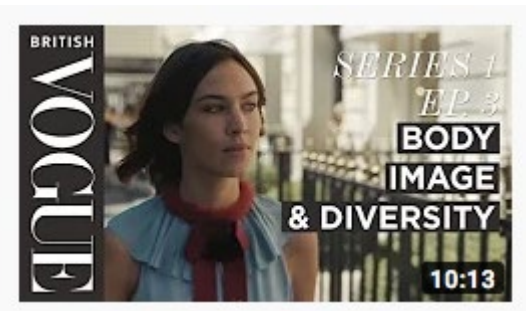


[How to Break into the Fashion Industry with Alexa Chung | S1, E1 | Future of Fashion | British Vogue](#)



[How to Become a Fashion Designer with Alexa Chung | S1, E2 | Future of Fashion | British Vogue](#)

[Fashion Buyer and What is a Trend Forecaster | S1, E4 | Future of Fashion | British Vogue](#)



Google arts & Culture

<https://artsandculture.google.com/culturalinstitute/beta/>

- This is a fantastic online resource with cross-curricular links to science, arts, music, drama, technology and sport
- There are loads of interactive activities, articles, images and engaging tasks so have an explore!
- The next few slides are some areas I have found on this website that relate to fashion and textiles, but there is lots more for you to see on their website

Explore galleries, some have virtual tours!
Also explore street art and many more.....

<https://artsandculture.google.com/culturalinstitute/beta/u/1/project/street-view>



10 Top Museums You Can Explore Right Here, Right Now

Take a virtual journey to breathtaking museums all around the world



See where art takes to the streets



9 Amazing Street Art Murals in New York

From Kobra and Banksy to Keith Haring, visit the locations of these beautiful artworks



12 Banksy Murals You Can See on Street View

Tag along with us on a virtual street art tour



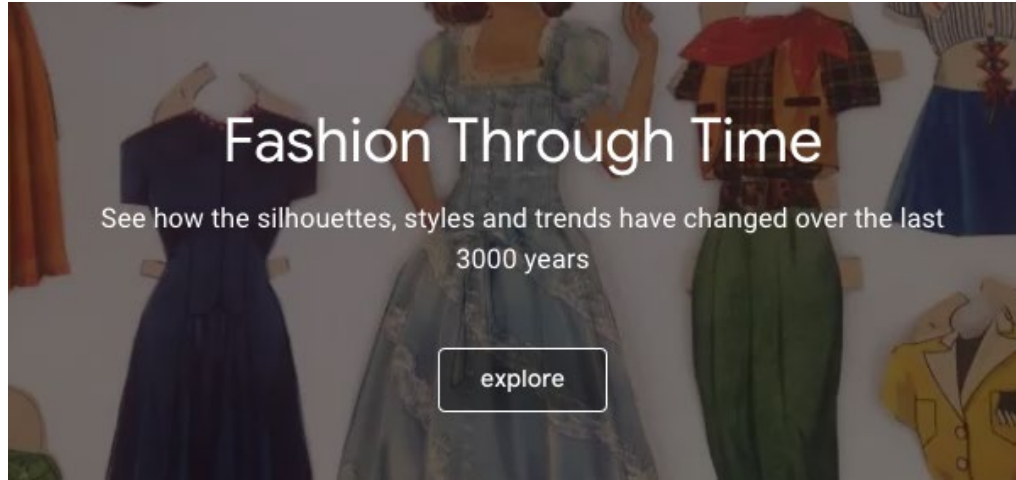
10 Incredible Locations for Street Art Around the Globe

From Australia to Argentina, get to know these amazing locations with talented street artists



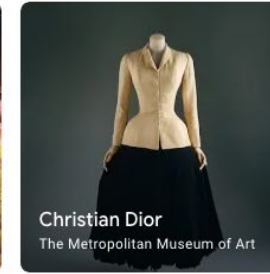
Google Arts & Culture:

Use the link to explore fashion articles, videos, designers and much more <https://artsandculture.google.com/culturalinstitute/ct/fashion-icons>

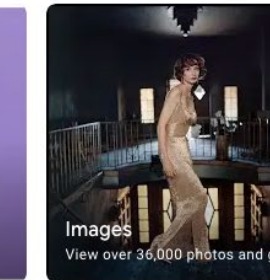
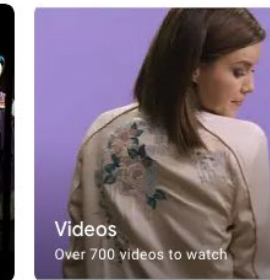


Legendary designers

Household names and the rebels who disrupted fashion design



Explore more



Black style icons



The celebrity muses

The special relationship between designers and trendsetters



ONLINE EXHIBIT
Elisabeth Parke Firestone & Dior



ONLINE EXHIBIT
Anna Wintour & Chanel



ONLINE EXHIBIT
Marilyn Monroe & Salvatore Ferragamo

HOME	ABOUT	INTERVIEWS	ARTICLES	ONLINE COURSES	STITCH CHALLENGE	RESOURCES	CONTACT
------	-------	------------	----------	----------------	------------------	-----------	---------



MOST RECENT TEXTILE AND FIBER ART FEATURES

Community Stitch Challenge week five: Emily Jo Gibbs



Week five of the Community Stitch Challenge is now

Irem Yazici: From conception to creation

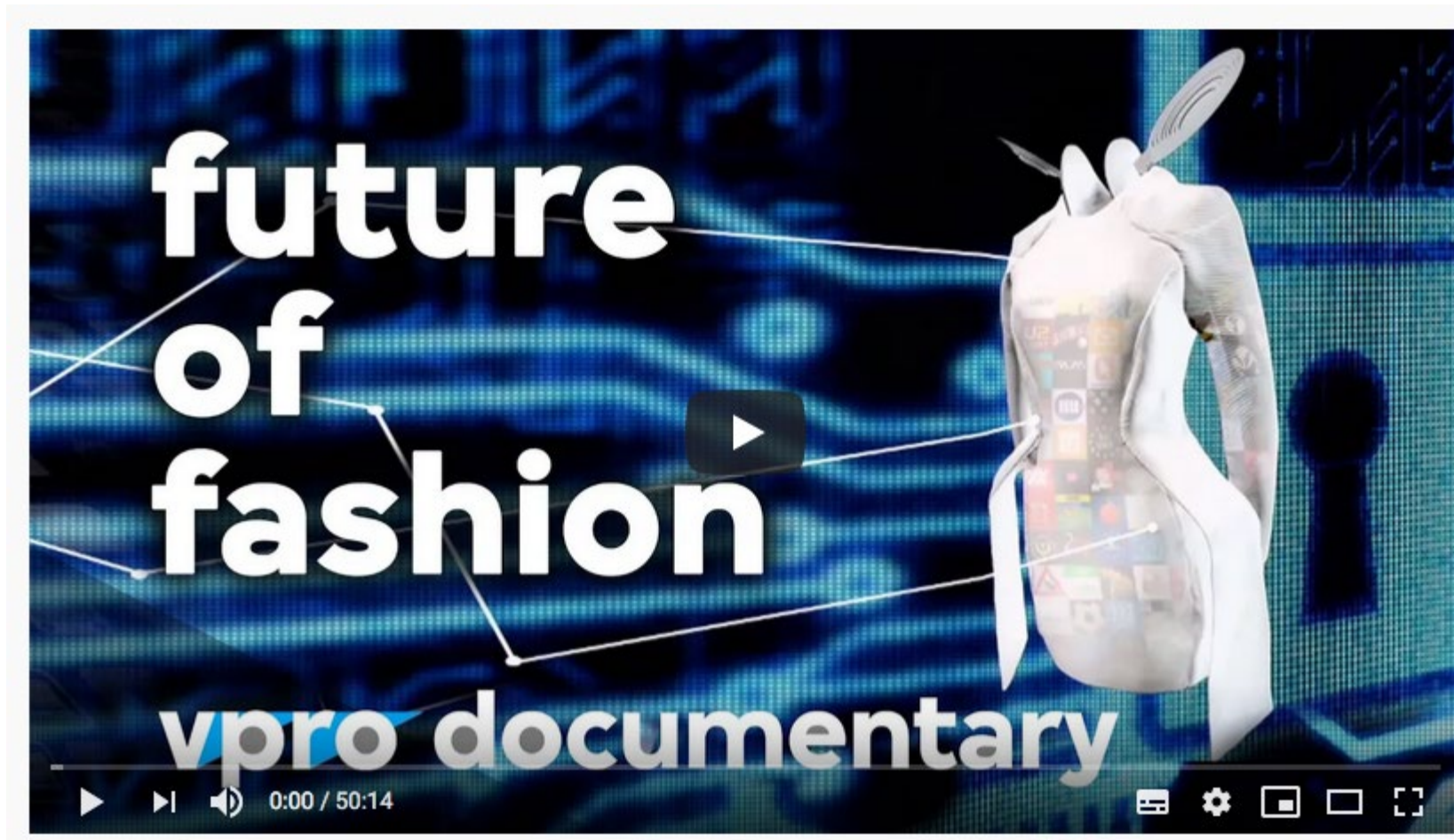


Irem Yazici disappears into a world of magical and

this is a great website to research textile artists, learn new embroidery techniques, take part in stitch challenges and many more!

<https://www.youtube.com/watch?v=DUFjz4GoIEw&fbclid=IwAR1vVQ4XpOCO7S6XIKjKfPnFdzVkoR2IksDP2uwzeNIBbtdQJ6LGuGwzTtU>

This is a 50min documentary about the future of fashion



Access
Art



Sharing Visual Arts Inspiration

HOME ▾

850+ VISUAL ARTS RESOURCES ▾

I AM... ▾

JOIN ACCESSART ▾

COVID-19 ▾

Free tutorials from the V&A museum:



Sew your own Mary Quant-style minidress

This easy-to-use, customisable sewing pattern is inspired by Mary Quant's iconic 1960s minidresses – the look that defined a generation. You can shorten it if you want to show a bit more thigh, or lengthen to turn it into a more 70s style maxi-dress.

Includes printable sewing pattern, full instructions and video tutorial.

Designed for beginners.

<https://www.vam.ac.uk/articles/sew-your-own-mary-quant-style-minidress>

Free tutorials from the V&A museum:



Make your own Japanese style 'boro' bag

Want to use up or repurpose left-over fabric scraps? Try your hand at crafting your own shopping bag, inspired by the Japanese *boroboro* tradition of recycling and reworking pre-existing textiles.

Includes full instructions. This design can be sewn by hand or machine.

<https://www.vam.ac.uk/articles/make-your-own-japanese-boro-bag>



Free tutorials from the V&A museum:



Make your own embroidered zipped pouch

Download this free pattern to create a striking wave-design zipped pouch, using the simplest Bargello ('Flame-Stitch') embroidery technique. It's ideal for carrying cards, coins or makeup.

Includes embroidery stitch guide and full instructions.

<https://www.vam.ac.uk/articles/make-your-own-embroidered-zipped-pouch>

Free tutorials from the V&A museum:




Crochet your own flower folk collar

Meet Katie Jones – the personification of the vibrant television test card. Her intensely colourful hand-knitted and crocheted designs inspire makers of all abilities to create their own luxury fashion, homewares and accessories.

Follow Katie to make your own Flower Folk Collar inspired by our collections. Includes pattern, full instructions and step-by-step video tutorial.

<https://www.vam.ac.uk/articles/katie-jones-meet-make-and-do>



Valentino Rose Free Online Class

★★★★★ (14 customer reviews)

£0.00

During this tricky period we would like to bring you a free introduction to the beautiful art of building couture Valentino Roses. You will learn how to choose your fabrics, prepare and create your rose whilst stitching along with us.



<https://www.londonembroideryschool.com/product/valentino-rose-free-online-class/>

Weaving with recycled paper

You will need:

Old magazines


Scissors

Sellotape or masking tape

Find some old magazines or catalogues – ask permission before using them. Follow the video how to start weaving.

<https://www.youtube.com/watch?v=4dhBNMM6x2>

M



Challenge

<https://kidssteamlab.com/easy-paper-craft/>

Finger Crochet with recycled yarns - Plarns.

You will need:

Old plastic bags x 2

Scissors.

Making a Plarn - yarn from plastic bags - there are 2 methods. Watch both and decide which one suits you best. - make your yarn.

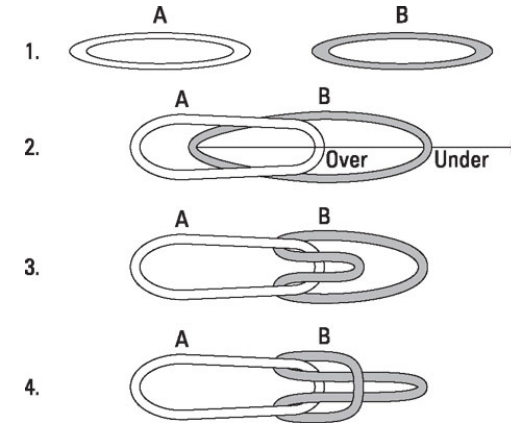
<https://www.youtube.com/watch?v=s4XVOVkQWF4>

How to Finger crochet - Start with a slip knot and pull the next loop through the first loop and so on. See videos. You are only required to go to the CHAIN stage, unless you want to challenge yourself and make a square.

<https://www.youtube.com/watch?v=X9bhJgPETtc>

<https://www.youtube.com/watch?v=ceIVVS4Zgw0>

Plarn example 2



Fun Fashion @ home

Ever thought about becoming a fashion designer, illustrator or are you someone who loves a fabulous design? You can become your own Instagram-able fashion illustrator by simply following these basic steps:

- Draw an outline of a garment onto a piece of paper
- Create a cut out (in the area of a garment)
- Find imaginative surfaces/textures in your house or garden, hold out your cut-out and take a photo!



Hold up your drawing to any interesting background you can find a Photograph your cut out held up against the background and share with us by emailing your picture to Miss Thompson with your name, year group and form class.



How to create a circle skirt: You will need a sewing machine, elastic, fabric scissors, pins, and other equipment mentioned in the video (click the link below)



<https://www.youtube.com/watch?v=oqNU0-ORkbA&feature=youtu.be&fbclid=IwAR0NIkdHBL6XiKKPrXo7y3D02aYfksPiv5-2GL9Sh6NvwH8lvKv7fGTDn7k>