

GCSE Exams 2026- Key Information



GCSE Exam Checklist

- Create a realistic revision timetable.
- Gather your equipment
- Know your exam dates
- Remember your seat numbers
- Spend extra time on topics you find difficult
- Keep your notes and materials tidy
- Look after yourself
- Ask for help

If you have any further questions please speak to
Year 11 pastoral team or email:
examoffice12665@heartlands.haringey.sch.uk

No regrets!

**PROPER
PREPARATION
PREVENTS
POOR
PERFORMANCE**



Make sure before 21st May

- you have enough revision resources from your subject teachers and plenty of past papers for study leave
- you have created a revision timetable to allow you sufficient amount of time for each of your subjects and to ensure you have breaks

Do not be afraid to email your teacher if you have any questions.

HHS Website



For Year 11

<https://heartlands.haringey.sch.uk/students/examinations/year-10/>

OR

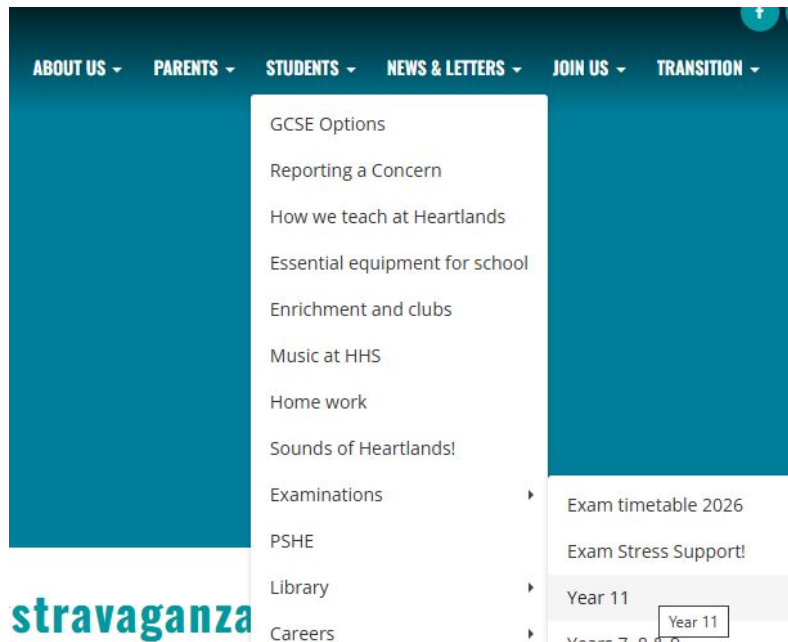
On HHS website click on

“Student” ->

“Examinations”->

“Years 11”

- Exam timetable
- Past exam papers and revision website
- May/June revision timetable



Past Exam Papers & Revision Websites



Name	Exam board	Past Exam Papers	Revision website 1	Revision website 2	Revision website 3
Biology GCSE (9-1)	OCR Gateway (A)	Past papers materials finder - OCR	Your Class PLC with links to videos, lessons, past exam papers, knowledge tests	Home - BBC Bitesize	Heartlands High School
Business GCSE(9-1)	Edexcel	Edexcel (Pearson) GCSE Business Past Papers [PDFs & Mark Schemes]	GCSE Business Revision	GCSE Business - Edexcel - BBC Bitesize	
Chemistry GCSE (9-1)	OCR Gateway (A)	https://www.ocr.org.uk/qualifications/past-paper-finder/	Your Class PLC with links to videos, lessons, past exam papers, knowledge tests	Home - BBC Bitesize	
Citizenship GCSE (9-1)	AQA	GCSE Citizenship Studies 8100 Assessment Resources AQA	Study rocket	Use Seneca for additional revision	
Combined Science GCSE (9-1)	OCR Gateway (A)	Past papers materials finder - OCR	Your Class PLC with links to videos, lessons, past exam papers, knowledge tests	Home - BBC Bitesize	
Computer Science GCSE (9-1)	AQA	Assessment Resources-Past papers	Isaac Computer Science	AQA GCSE Support Videos	
Drama GCSE (9-1)	Eduqas	GCSE Drama Eduqas	GCSE Drama - Eduqas - BBC Bitesize	GCSE Drama Eduqas	WJEC/Eduqas GCSE Drama Study & Revision Guide: Amazon.co.uk
Engineering NCFE	NCFE	Past papers NCFE			
English Language GCSE (9-1)	AQA	English Lit & Lang Revision Resources & Past Papers Links	AQA English Language Paper 2 Question 1 (2026 Onwards)	AQA English Language Paper 1 Question 1 (2025 only)	GCSE English Language - AQA - BBC Bitesize
English Literature GCSE (9-1)	AQA	English Lit & Lang Revision Resources & Past Papers Links	Poems - GCSE English Literature - BBC Bitesize	https://www.youtube.com/watch?v=oKY_RRM-Wg	AQA 'Power and Conflict' Poetry - YouTube
Food GCSE (9-1)	Eduqas	GCSE Food and Nutrition	https://www.bbc.co.uk/bitesize/subjects/zdn9jhv	Free GCSE Food Preparation and Nutrition WJEC Revision Content — Study Rocket	🍴 Free Eduqas Food Prep & Nutrition GCSE Revision Seneca
French GCSE (9-1)	AQA	REVISION WORLD	AQA BITESIZE FRENCH	SENECA AQA French AQA resources	Edukas French revision
Geography GCSE (9-1)	AQA	AQA GCSE Geography Past Papers	BBC Bitesize Geography	Seneca list of AQA Geography resources	



Revision Timetabale

NAME: _____

May/June Revision timetable

Date	Day	Core Exams	07:00 to 08:00	08:00 to 09:00	09:00 to 10:00	10:00 to 11:00	11:00 to 12:00	12:00 to 13:00	13:00 to 14:00	14:00 to 15:00	15:00 to 16:00	16:00 to 17:00	17:00 to 18:00
11th May	Monday												
12th May	Tuesday												
13th May	Wednesday												
14th May	Thursday												
15th May	Friday												
16th May	Saturday												

NAME			Example Revision timetable									
Date	Day	07:00 to 08:00	08:00 to 09:00	09:00 to 10:00	10:00 to 11:00	11:00 to 12:00	12:00 to 13:00	13:00 to 14:00	14:00 to 15:00	15:00 to 16:00	16:00 to 17:00	
25th May	Monday	Free time	Maths – Algebra practice	Maths – Algebra practice	Break	Science – Biology	Break/Lunch	Science – Biology	Science – Biology	Free time	Break/Lunch	
26th May	Tuesday	Free time	Free time	Free time	Free time	Free time	Free time	Free time	Free time	Free time	Break/Lunch	
						English						

Pre- exam after school Intervention during exam period



Day	Date	PM exam & finish time on that day	Time	Intervention Subject	Staff (s)	Room
Fri	8 May	Drama -15:15	15:10- 16:10	English Literature	PN,TE & MO	N3.3, N3.8 &
Wed	6 May		15:10- 16:10	Citizenship	CS, SY	S3.14, S3.10
Thu	7 May	Citizenship -15:30	15:10- 16:10	Sport Studies	SL	N3.9
Thu	7 May	Citizenship -15:30	15:10- 16:10	Sociology	NL	S312
Thu	7 May	Citizenship -15:30	15:10- 16:10	Drama	GR	N3.3
Fri	8 May	Drama -15:15	15:10- 16:10	English Literature	OA	N3.9
Fri	8 May	Drama -15:15	15:10- 16:10	Business	ME	S3.13
Mon	11 May	Business - 15:30	15:10- 16:10	Religious Studies	KH	S3.8
Mon	11 May	Business - 15:30	15:10- 16:10	Science		
Tue	12 May	Science-15:00 & Triple-15:30	15:10- 16:10	Geography	TS	N4.5
Tue	12 May	Science-15:00 & Triple-15:30	15:10- 16:10	Computer Science	VR	S3.11
Wed	13 May	Computer Science -15:45	15:10- 16:10	Mathematics		
Wed	13 May	Computer Science -15:45	15:10- 16:10	Citizenship		
Thu	14 May	Citizenship -15:30	15:10- 16:10	History	MZ/ IL	N4.7 & N4.8
Thu	14 May	Citizenship -15:30	15:10- 16:10	Sociology	NL	S312

Summer Exams 2026 - Key information



- The first written exams start on:
Thursday 7th May to Wednesday 17th June
- Up until Thursday 21st May you will be in lessons then you will go on study leave from the 22nd May
- Year 11 Celebration assembly will be on Monday 18th May.
- 8.10 Restaurant will be open every morning for a free breakfast.
- Results Day - Thursday 20th August

Individual timetable



It is your responsibility to know where you should sit.

You will receive your copy on **5th May**

A notice board on the north playground will have the sports hall seat numbers

Access arrangements seat numbers will be displayed outside the auditorium and library.

Date Time	Exam	Room : Seat	Duration
Friday 06 Dec 08:30	En Lit English Literature En Lit01 Eng Lit Paper 1: Shakespeare & 19th Century novel	SH2 : B5	1h 45m
Friday 06 Dec 10:50	CSc F Combined Science Foundation CScF/B01 Combined Science Fdtn: Biology Paper 1	SH2 : MB	1h 10m
Friday 06 Dec 13:30	0005A0 Engineering 0005A001 Engineering	Auditorium : D6	1h 30m
Monday 09 Dec 10:50	Ma F Maths Foundation Ma F01 Maths Foundation Paper 1: Non Calculator	SH2 : A7	1h 30m
Tuesday 10 Dec 08:30	Ma F Maths Foundation Ma F02 Maths Foundation Paper 2: Calculator	SH2 : A7	1h 30m
Tuesday 10 Dec 10:50	CSc F Combined Science Foundation CScF/C01 Combined Science Fdtn : Chemistry Paper 1	SH2 : N7	1h 10m
Wednesday 11 Dec 08:30	StaA Statistics Foundation StaA01 Statistics Foundation Paper 1	SH2 : A7	1h 30m
Wednesday 11 Dec 10:50	En Lit English Literature En Lit02 English Lit Paper 2: Modern Texts and Poetry	SH2 : B6	2h 15m
Thursday 12 Dec 08:30	En Lan English Language En Lan/01 English Lang Paper 1: Creative reading & Writing	SH2 : B5	1h 45m
Thursday 12 Dec 10:50	CSc F Combined Science Foundation CScF/P01 Combined Science Fdtn: Physics Paper 1	SH2 : N7	1h 10m
Thursday 12 Dec 13:30	Sp F Spanish Foundation Sp F/02 Spanish Foundation: Listening	N4.4 : A4	0h 45m
Thursday 12 Dec 14:45	Sp F Spanish Foundation Sp F03 Spanish Foundation: Reading	N4.4 : A4	0h 35m
Friday 13 Dec 08:30	CzA Citizenship CzA01 Citizenship Paper 1&2 Combined	SH2 : B5	1h 45m
Friday 13 Dec 13:30	Spt A Sports Spt A01 Sports	SH2 : G3	1h 15m
Monday 16 Dec 08:30	En Lan English Language En Lan/02 English Lang Paper 2: Writers' viewpoints and persp	SH2 : B5	1h 45m
Monday 16 Dec 10:50	CSc F Combined Science Foundation CScF/B02 Combined Science Fdtn : Biology Paper 2	SH2 : N7	1h 10m
Tuesday 17 Dec 13:30	Sp F Spanish Foundation Sp F/01 Spanish Foundation: Writing	Auditorium : D3	1h 0m

Timings



Entry Times (Before Study leave)

- **Morning Exam:** Enter via the **South gate**
- **Any other time:** Enter via the **Main gate**

Entry Times (During Study leave)

- **Morning Exam:** Enter via the **South gate**
- **Any other time:** Enter via the **Main gate**

Line-Up Times

- **Session 1:** 8:30-8:40 **Session 2:** 13:30-13:40

Exiting Exams(Before Study leave)

- **Morning Exam:** Students must will either go back to lesson or to the North playground
- **Afternoon Exam:** Students will leave via the car park exit and Students with AA will leave via the main gate

Exiting Exams(During Study leave)

- **All Exams:** Students will leave via the car park exit and Students with AA will leave via the main gate

Sometimes you will finish an exam before the normal break (10:30) As the rest of the school will be in lessons you will not be able to enter the building and you will be supervised on the north playground until break or lunch starts.



Between Exams

After a morning exam during study leave, you will be expected to **leave the school site after your morning exam via the car park or main gate.**

You should use this time productively to **return home to revise and prepare for your afternoon exam.** If you live **more than an hour away**, you should use a **local library (Wood Green , Alexandra Park Library or Muswell Hill Library)** or **another quiet, appropriate study space** to revise. During this time, you **must not remain on site** and **should not spend time in Wood Green or other public areas.** This is exam time and should be treated as part of your school day.

Returning late for your afternoon exam - You must return to school by **13:15** to ensure you are ready for your afternoon exam.

Exam Times

Session 1- Line up: 8:30

Session 2 - Line up: 13:30


Line up at the letter of your row

Remind yourself of your row and **seat number** for the exam. Once the whistle is blown you should be in absolute silence, ensure all your revision resources, notes , phones/watches & coats are in your bag. You should just have your clear pencil case in your hand.



If you have access arrangements for your exams, you do not line up. You will go straight to the library / auditorium

Full School Uniform



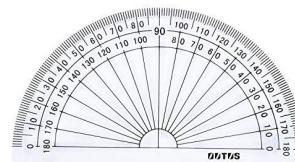



Heartlands
High School

Equipment

Check that you have all the equipment that you need

- 3 black pens
- 2 pencils
- Rubber
- Ruler
- Pencil sharpener
- Compass
- Protractor
- Highlighters
- Scientific calculator
- Clear pencil case



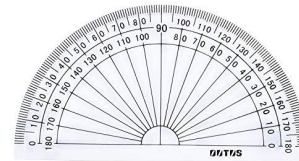



Heartlands
High School

Equipment

Check that you have all the equipment that you need

- 3 black pens
- 2 pencils
- Rubber
- Ruler
- Pencil sharpener
- Compass
- Protractor
- Highlighters
- Scientific calculator
- Clear pencil case



Expectations in the exam hall

Once you are lined up, you must be in total silence until the end of the exam.

- When you enter the exam hall, place your bag in the area instructed by the invigilator.
- Make your way to your seat number. There are signs on the wall that show you the row and seat number.
- You **must not** write anything on your paper, even your name, until the invigilators have told you to do so.
- Do not communicate **in any way** to anyone else whilst in the exam hall - talking/whispering/gestures - if you need any help, raise your hand.
- You must stay facing forward. Do not look around when others enter.
- If you finish your exam paper before the end of the exam, re-read all of your answers. You must remain sitting up straight with your eyes open for the remainder of the exam. Do not put your head on the desk or turn around.
- When the exam is finished, remain in your seat in silence until you are dismissed. **You MUST remain in total silence and not attempt to communicate with anyone until you are outside the exam rooms.**

Mrs Newlyn

Do not do anything to jeopardise your results!



1
You **must** be on time for all your examinations.

2
Possession of a mobile phone or other unauthorised material **is not allowed** even if you do not intend to use it. You will be subject to penalty and possible disqualification from the examination or qualification.

3
You **must not** talk to, attempt to communicate with or disturb other candidates once you have entered the examination room.

4
You **must** follow the instructions of the invigilator.

5
You **must not** sit an examination in the name of another candidate.

6
You **must not** become involved in any unfair or dishonest practice in any part of the examination.

7
If you are confused about anything, only speak to an invigilator.

JCQ/M1



Suspected candidate malpractice

Confidential

This form is to be used by centres to report instances of suspected candidate malpractice.
For guidance on how to complete this form please see page 6 of this form.

Reporting body

AQA

Date of incident

15th May 2023

Time (AM/PM session)

PM

Centre number

12665

Late Arrival

- Candidates who arrive late **may** still be allowed in. If you are able to sit your exam, we will submit your paper but there is no guarantee that the board will accept it.
- If you think you are going to be late - call the school **immediately** and we will advise you.
- Come with an adult, give them your phone, **they and you will have to write a statement.**

Absences

- Wherever possible you must attend all your exams.
- If you cannot attend, you must provide copies of as much evidence as possible.
- Must state date and where possible time, ideally signed by a professional with their contact details.
- *GP / hospital reports*
- *discharge notices*
- *prescriptions, medical letters*
- *crime reference numbers*
- *police incident reports*
- *death certificates*
- *funeral order of service*
- *obituaries*
- *travel reservations*
- *court correspondance.*

Forbidden Items



AQA City & Guilds CCEA NCFE OCR Pearson WJEC

**NO MOBILE PHONES
NO WATCHES**

**NO TECHNOLOGICAL OR WEB-ENABLED
POTENTIAL SOURCES OF INFORMATION**



Possession of unauthorised items, such as a mobile phone or any watch, is a serious offence and could result in

DISQUALIFICATION

from your examination and your overall qualification.

This poster must be displayed in a prominent place outside each examination room.





**AQA report that for Summer 2025,
2200 candidate malpractice sanctions
issued for mobile phones!**

Student exam malpractice: don't get caught out

Malpractice can take lots of different forms, and has some very serious consequences. Here are some common examples and how to avoid them.

What happened?



What was the outcome?



What should they have done?

Matt* had his mobile phone in his pocket in his GCSE Maths exam. He didn't check his pockets when told to by the invigilator before the exam started.

Matt realised when his phone rang half way through the exam. The invigilator heard it and took Matt's phone from him.

Matt received zero marks for the exam.

Having unauthorised materials, like phones, notes and any kind of watch at all, is breaking the rules, even if you don't intend to use them.

Matt should've left his phone at home or in a safe place outside the exam room.

Matt should've checked his pockets when told to by the invigilator. If Matt had handed his phone in before the exam started he wouldn't have received zero marks.

Mobile Phones / Malpractice



At the start of each exam you must hand in your phone, watch, earbuds and any other forbidden items on the north playground (and outside the Auditorium all smaller room students). If you do not have an afternoon exam you can pick this up after the morning exam.

If you have anything unauthorised on you in the exam hall or room, we have to report this to the exam boards. The outcome of that report may be that you receive a 0 in the exam and fail that paper or subject, or in extreme cases, a disqualification from all exams with that exam board.

Don't fall for exam paper scams!



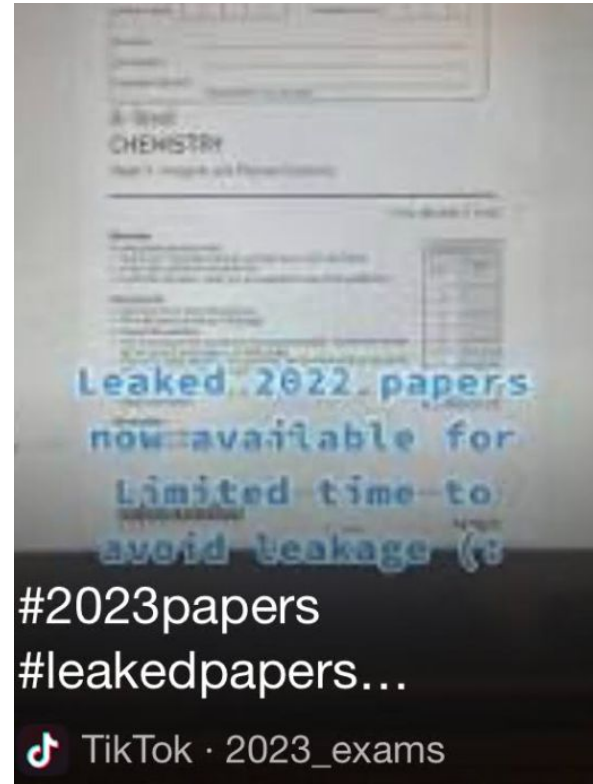
Trying to buy an exam paper, which claims to be real, is a serious matter. The penalties are strict, and you could end up losing your qualification, and your money!

If you see anyone selling exam papers online, including on social media, **it's most likely a scam.**

Stay clear and report it to your teachers or exam board.



Heartlands
High School



Student exam malpractice: don't get caught out

Malpractice can take lots of different forms, and has some very serious consequences. Here are some common examples and how to avoid them.



What happened?



What was the outcome?



What should they have done?

Sophie* and Georgia* both received a link in a social media group to see questions from the GCSE English Literature exam that they were due to sit the following day.

Sophie thought it would just be a fake paper and that there was no harm in clicking the link and then sharing it. Georgia wasn't sure so she didn't.

Sophie realised after the exam that it wasn't a fake and reported it to a teacher.

Even though Sophie reported this straight away after the exam, she still had an unfair advantage by seeing the questions. She also shouldn't have shared this. Because of this Sophie was disqualified.

Georgia's marks weren't affected because she did nothing wrong.

Georgia did the right thing by not clicking the link. Sophie shouldn't have clicked it or shared it.

The right thing to do was ignore it and to tell a teacher as soon as they saw it.

*For the purposes of this case study people's names are made up.


New Policy

Earbud checks for long hair, hats and headscarves.

Headscarf checks will only be undertaken by female members of staff

Students will be asked to move their headscarf back to expose each ear

This will be offered as a private check, away from other students



What happens if something unexpected comes up?

Email or speak to Mr. Matthews and/ or Mrs. Newlyn

- Bereavement
- Serious illness or hospitalisation
- Incident on the way in to school



School will need evidence to apply for Special Consideration which will be taken into account.

What to expect on Results Day

Statement of Results & Post results form

If you are 1 or 2 marks away from a Grade Boundary

Access to script

Review of Marking

Cost of a paper remark from £40 - £70



WE'RE ROOTING FOR YOU!
GOOD LUCK IN YOUR EXAMS



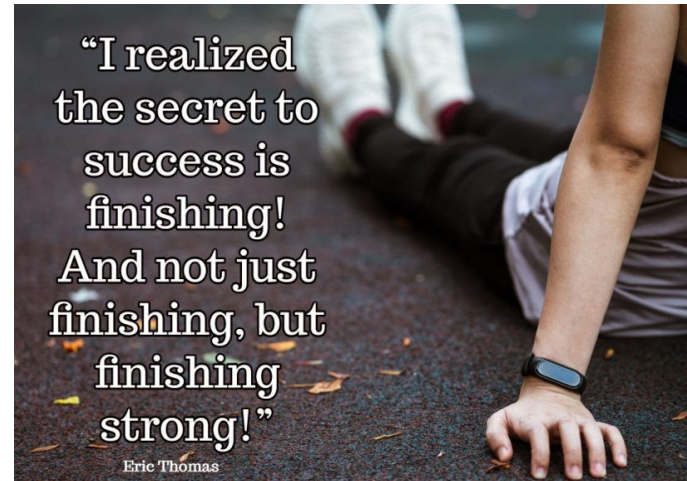
Heartlands
High School

Celebrations- finishing well



Key Dates:

- ★ 7th May 2026
- ★ 18th May 2026 
- ★ 25th May 2026>
- ★ WB 15th June
- ★ 18th June Thorpe Park
- ★ 19th June Prom



Mr Bird





Heartlands
High School

Y11 ASSEMBLY: EXAMS & YOUR WELLBEING



Heartlands
High School



The safeguarding/pastoral team will be providing support for you!



You can find a member of the pastoral/safeguarding team at the start or end of exams.



Email: You can email a member of the pastoral/safeguarding team if you are feeling like you need further support.
pastoralsupport@school.org



Place 2 talk is available, please inform a member of staff if you wish to use this service.



Support each other! If you see a friend in need check on them or ask a member of staff if they can help.

Be kind to yourself and others.

kooth

Kooth is an online **mental wellbeing** community for young people

For ages: **11-18**

Sign up for free at [Kooth.com](https://www.kooth.com)



Heartlands
High School

It will be a busy two weeks.....



Get enough sleep

Drink water

Eat healthily



The 5-4-3-2-1 Grounding Technique

Ease your state of mind in stressful moments.



Acknowledge **5** things that you can see around you.



Acknowledge **4** things that you can touch around you.



Acknowledge **3** things that you can hear around you.

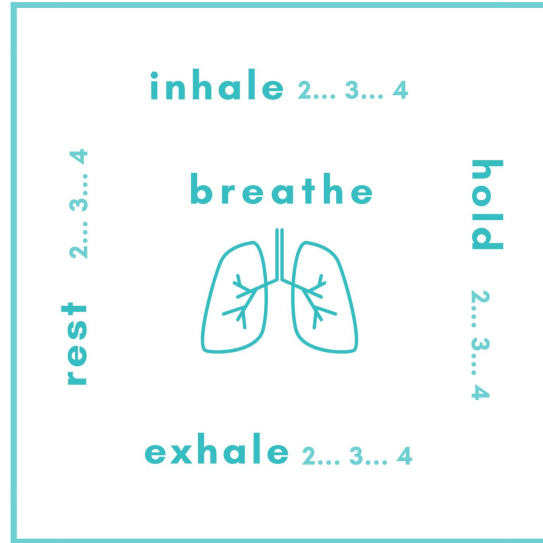


Acknowledge **2** things that you can smell around you.



Acknowledge **1** thing that you can taste around you.

SQUARE BREATHING



Heartlands
High School

You want urgency, not panic

Control what you can control

What should you do if you need support?



Preparing yourself

All of the Revision strategies covered in tutor time are linked on the school website



Top Tips

- Be organised. Make sure you have all the information you need about each exam – date, time, place, what you need to take with you...and what subject it is! Have this available at home so the people you live with know what you are doing and when. The last thing you need is stress caused by not knowing what you are doing.
- Balance revision with rest. Don't neglect to revise, but don't overdo it. Rest is important. Sleep well, eat well, exercise and look after yourself – you won't shine in the exam if you're tired, hungry or stressed.
- Go outside. You don't need to be sitting in front of a computer or tablet in order to revise. Wrap up warm and take your books and sit in the park: it's good for the soul and the fresh air will help you concentrate.
- During exam periods, experiencing some stress or anxiety is normal and is not necessarily harmful. To keep it manageable, take care of yourself and practise useful techniques like relaxation, mindfulness or breathing exercises.
- Talk to people. Express any worries or fears you may have as soon as they pop into your head – you'll be surprised at how many other people feel the same way: you're not alone. Exams should not be upsetting, and there will be teachers and others who want to support you any way they can – you only have to ask.

HEARTLANDS HIGH SCHOOL

ASSESSMENT INFORMATION FOR YEAR 11

Assessment and revision information for Year 11

We will be running revision sessions for our Year 11 students on Saturday mornings and in the Easter holidays. Sessions are by invitation only and students should enter and leave the school building via the community entrance/car park gate. If you would like to attend an intervention session please speak to your subject teacher.

Date	Subject	Year	Time	Room	Teacher
Wednesday 22nd January	Music	11	3.00 - 6.00 p.m.	N5.3	SR
Saturday 1st March	Photography	11	10.00- 13.00	N3.6	DA
Saturday 8th March	Business	11	10.00- 13.00	S3.13	ME



Heartlands
High School



Heartlands
High School

KEY PROM INFORMATION



SAVE THE DATE!

**PROM IS ON
THE 19th
OF JUNE**



PASSED

**PAYMENTS FOR
DEPOSIT OF £20**

**DEADLINE
NOW PASSED**



**DEADLINE FOR
REMAINING
PAYMENT:**

15TH MAY

* * *
Please complete
all payments.



**ANY
ISSUES?**

SEE MR LOWE-BIRD



**FREE DRESSES
& FORMAL WEAR
AVAILABLE TO
TRY ON**



**WITH MS
HOCKLEY**



Making Memories

