

How to study at home

When should you study?

Try to follow your normal school timetable. For example, if you have the Science period 1 on Monday, you should be studying Science between 8.30am and 9.30am on Monday morning.

	TIME	
Lesson 1	8:30	Lesson 1
Lesson 2	9:30	Lesson 2
Break	10:30	Break
Lesson 3	10:50	Lesson 3
Lunch A: 11:50-12:30	11:50	Lesson 4:
Lesson 4:	12:30	11:50-12:50
12:30-13:30	12:50	Lunch B: until 13:30
Lesson 5	13:30	Lesson 5
VT Time	14:30	VT Time
End of School	15:00	End of School

From 2.30pm until 3pm you should be completing independent reading. If you are at home with other people, you could also read aloud to them. You can also complete quizzes for Beyond Words; this will be available to you from home!

How will you know what to study?

- You will have access to the Task Grid online and it will be emailed to you.
- Look up on the grid your year group and complete as much of the task as you can in the hour.

What will happen once you complete your work?

- In many cases you can mark your own work or if you have a friend online share work to peer assesses
- Your parents and careers and older siblings would be really interested in hearing all about your work
- Teachers are still teaching in class and completing school work or indeed away from work so sadly they will not be able to give you direct feedback

What should I do at break and lunch?

Take a rest, look after your mental health. What about using the headspace website/app to help you? What about some 'living room' workout time? There are plenty of online tutorials on Youtube for simple quick exercise routines you can do at home.











What if you complete all of your work?

If you complete all of the work set by your teachers, there are lots of other activities you can complete.

You could ...

- Log onto the DPR and look at your statements for each subject. Statements in orange or red have not yet been fully understood, so you should revisit these topics using your books or the websites on the back of this page
- Create revision mind maps for key topics
- Create flashcards for key topics
- Test yourself using your knowledge organiser
- Set up a web chat with a friend to discuss key topics in the news
- Read an online book using MyOn or take a quiz on Accelerated reader (see below)

Where to go for additional support

English, History, Geography, English, Business	Maths	Science
 <p>Log in through the school website with your Google log in</p>	 <p>Log in with login from your maths teacher</p>	 <p>Log in through the school website www.tassomai.com</p>
French and Spanish	PE	
 <p>Log in through the school website www.memrise.com</p>	 <p>Log in with login from your GCSE PE teacher</p>	 <p>Can help you revise. You need to make sure you choose the correct exam board. Your teacher can give you a code.</p>
<p>Beyond Words</p>  <p>Online library of books in your ZPD Username: firstname.surname https://www.myon.co.uk/login/index.html</p>  <p>Quizzing Log in through the school website</p>		