

St Teresa's Catholic Academy  
 Malins Road  
 Wolverhampton  
 WV4 6AW



**PUPIL OUTCOMES – 3 YEARS**

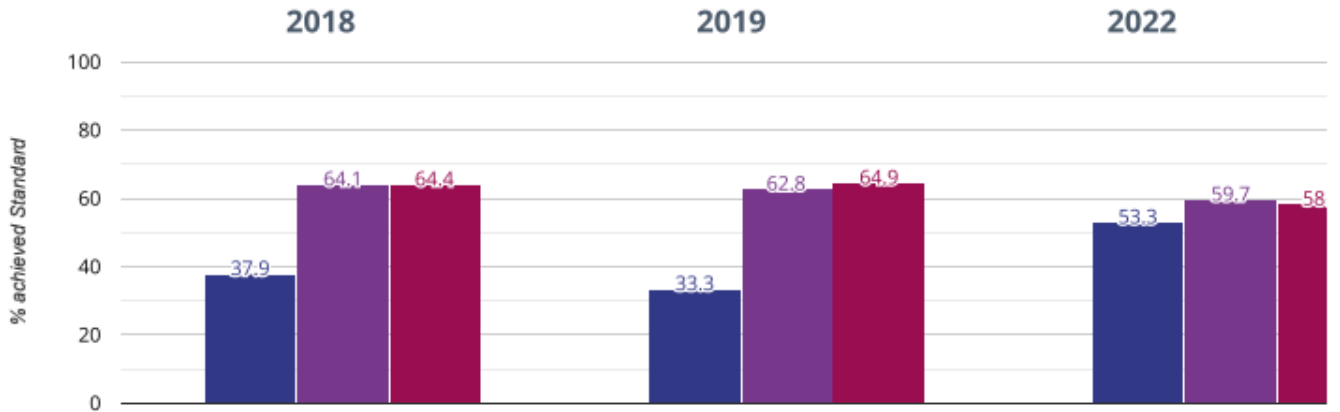
**Headline Data - 2018-2022**

	<u>2018</u>	<u>2019</u>	<u>2022</u>	<u>2023</u>
KS2 Achieving RWM at Expected or above.	38%	33%	53%	
Reading progress	Average	Well below Average	In line with National	
Writing progress	Average	Average	In line with National	
Maths Progress	Average	Well below Average	In line with National	
<u>KS1 Achieving Expected standard in Reading</u>	66%	69%	45%	
<u>KS1 Achieving Expected standard in Writing</u>	66%	69 %	41%	
<u>KS1 Achieving Expected standard in Maths</u>	72%	72%	52%	
<u>Y1 Phonic Check Pass</u>	86%	84%	73%	
<u>EYFS pupils achieving GLD</u>	70%	64%	58%	

## Detailed Data Analysis 2018-2022

### KEY STAGE 2

#### RWM - achieved standard



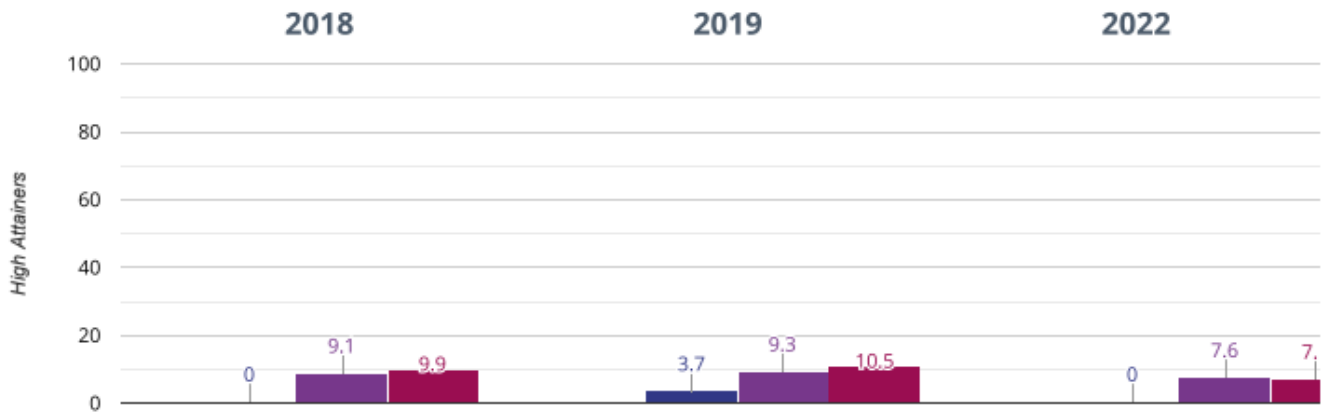
**53.3% in 2022**

**20% points rise since 2019**

**15.4% points rise since 2018**

■ St Teresa's Catholic Primary Academy   ■ Wolverhampton (77)  
■ NCER National (11965)

#### RWM - high attainers



**0% in 2022**

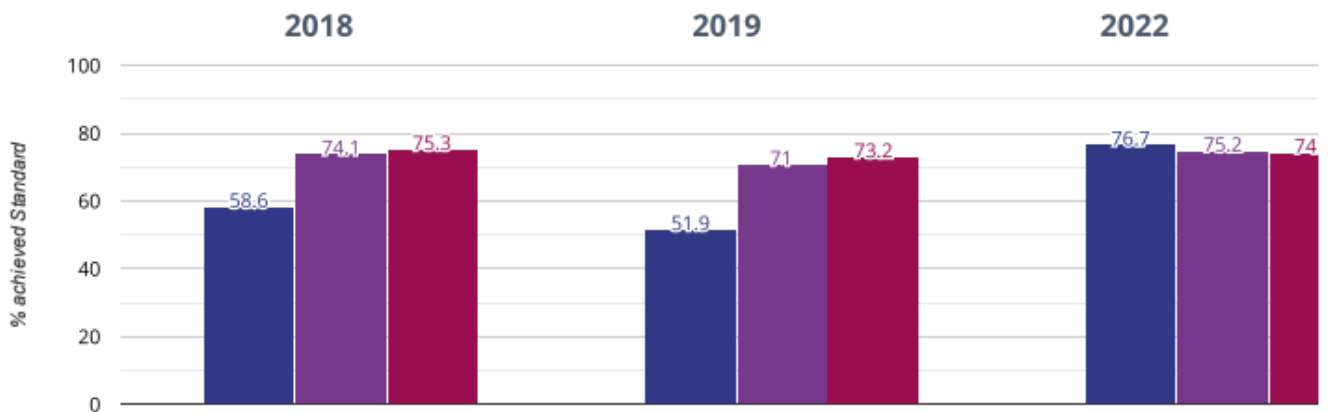
**3.7% points drop since 2019**

**0% change from 2018**

■ St Teresa's Catholic Primary Academy   ■ Wolverhampton (77)  
■ NCER National (11965)

## Key Stage 2 READING

### Reading - achieved standard



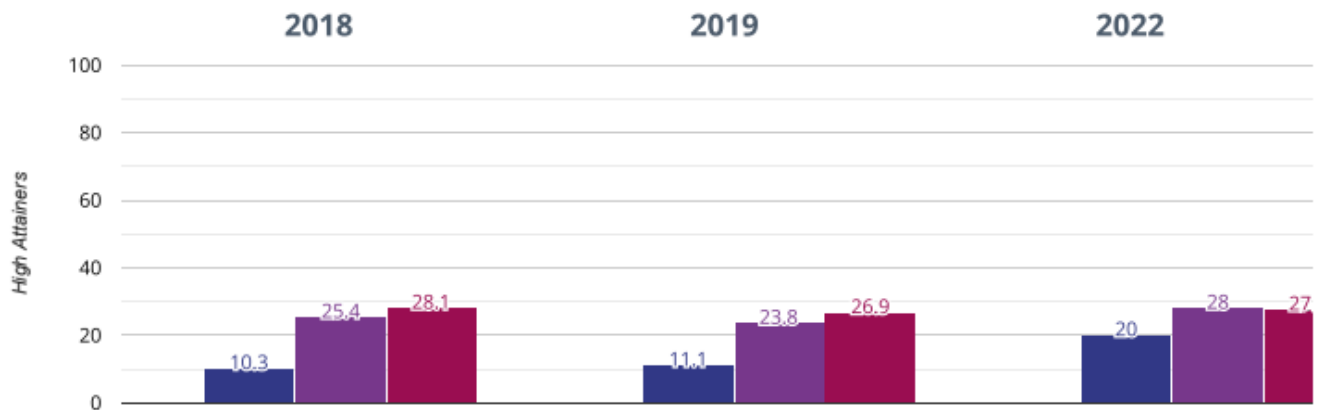
**76.7% in 2022**

**24.8% points rise since 2019**

**18.1% points rise since 2018**

■ St Teresa's Catholic Primary Academy   ■ Wolverhampton (77)  
■ NCER National (11965)

### Reading - high attainers



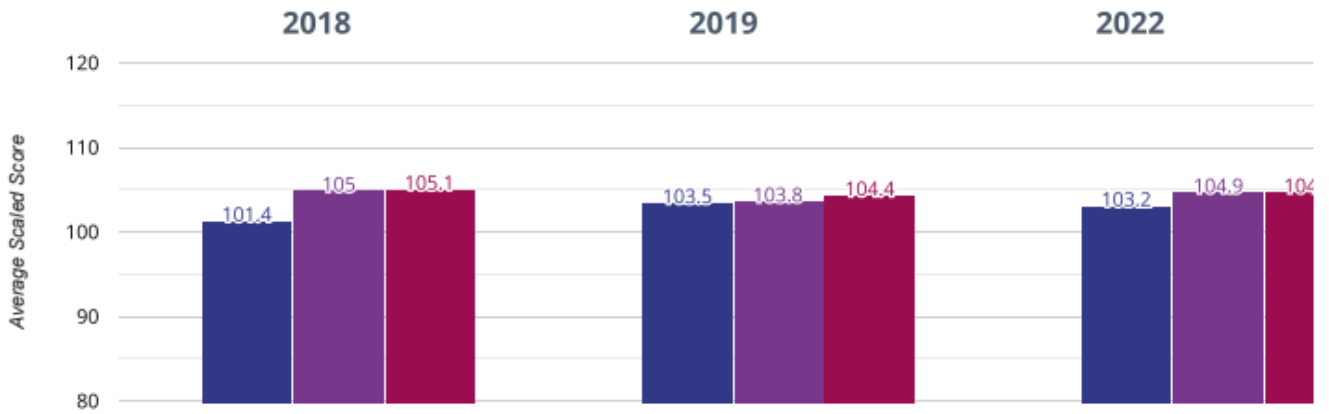
**20% in 2022**

**8.9% points rise since 2019**

**9.7% points rise since 2018**

■ St Teresa's Catholic Primary Academy   ■ Wolverhampton (77)  
■ NCER National (11965)

## 📖 Reading - average scaled score



**103.2 in 2022**

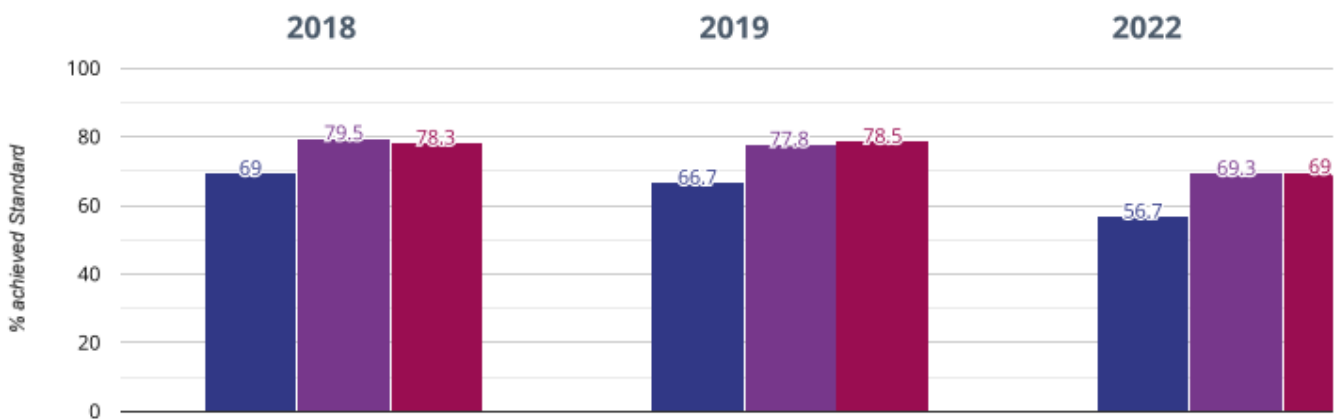
**0.3 points drop since 2019**

**1.8 points rise since 2018**

■ St Teresa's Catholic Primary Academy   ■ Wolverhampton (77)  
■ NCER National (11965)

## Key Stage 2 WRITING

### ✍ Writing - achieved standard



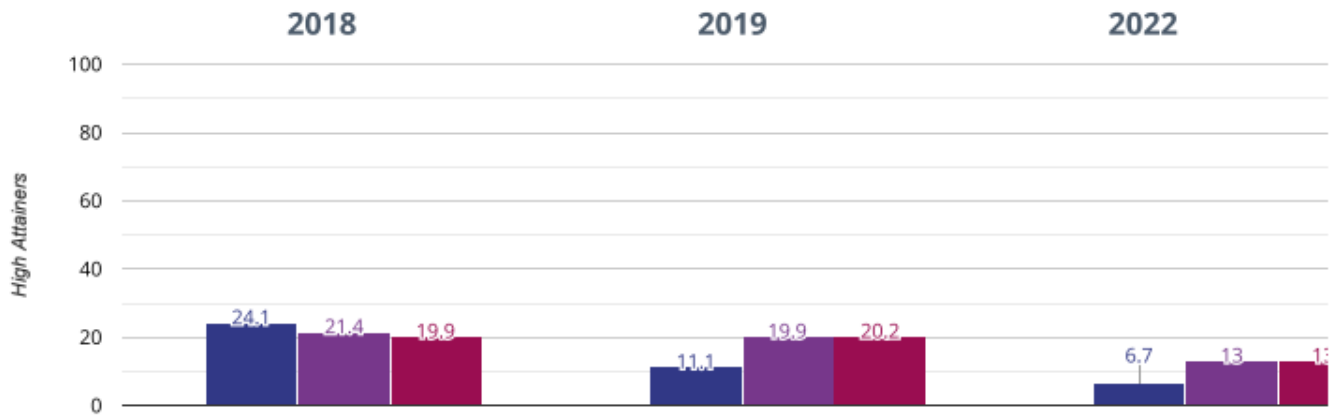
**56.7% in 2022**

**10% points drop since 2019**

**12.3% points drop since 2018**

■ St Teresa's Catholic Primary Academy   ■ Wolverhampton (77)  
■ NCER National (11965)

## ✍ Writing - high attainers



6.7% in 2022

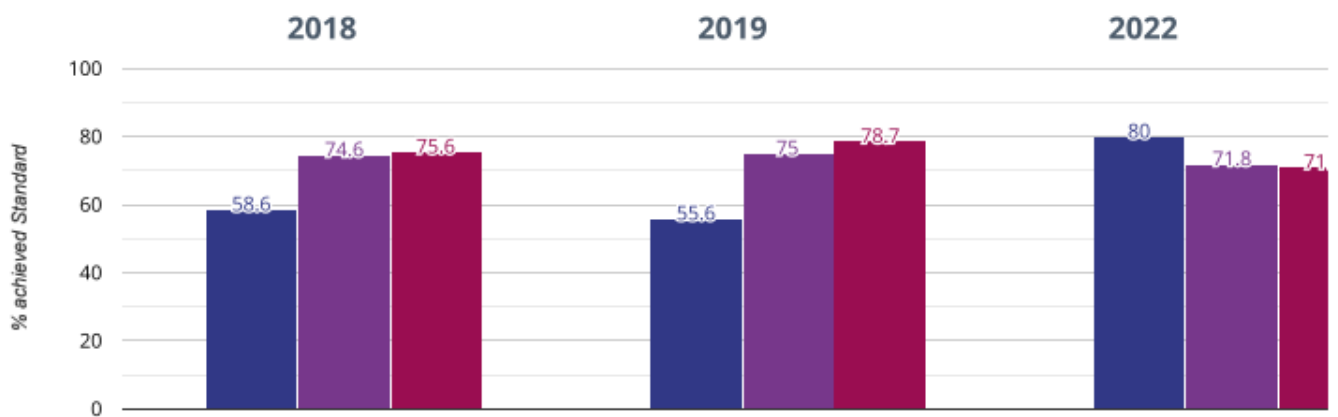
4.4% points drop since 2019

17.4% points drop since 2018

■ St Teresa's Catholic Primary Academy   ■ Wolverhampton (77)  
■ NCER National (11965)

## Key Stage 2 MATHS

### ⊕ Maths - achieved standard



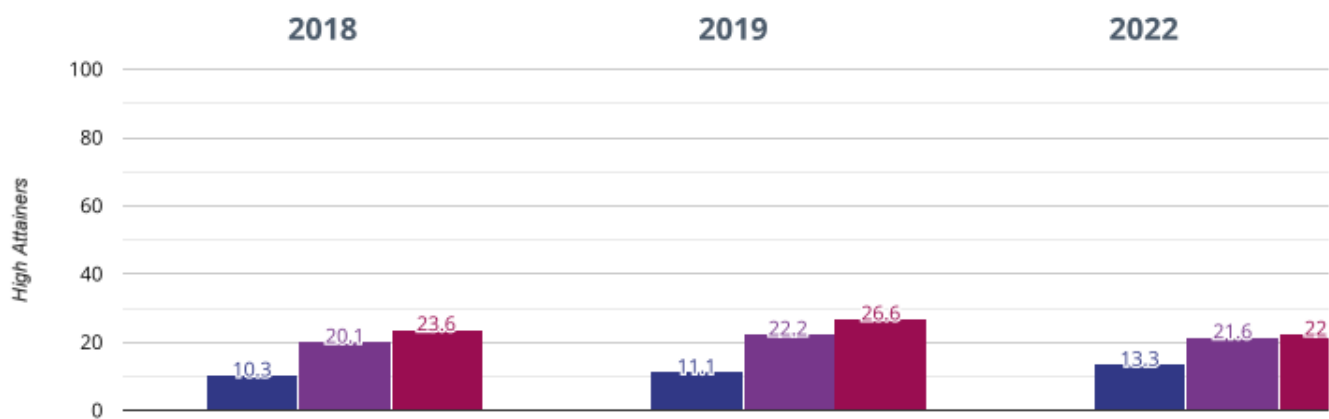
80% in 2022

24.4% points rise since 2019

21.4% points rise since 2018

■ St Teresa's Catholic Primary Academy   ■ Wolverhampton (77)  
■ NCER National (11965)

## ⊕ Maths - high attainers



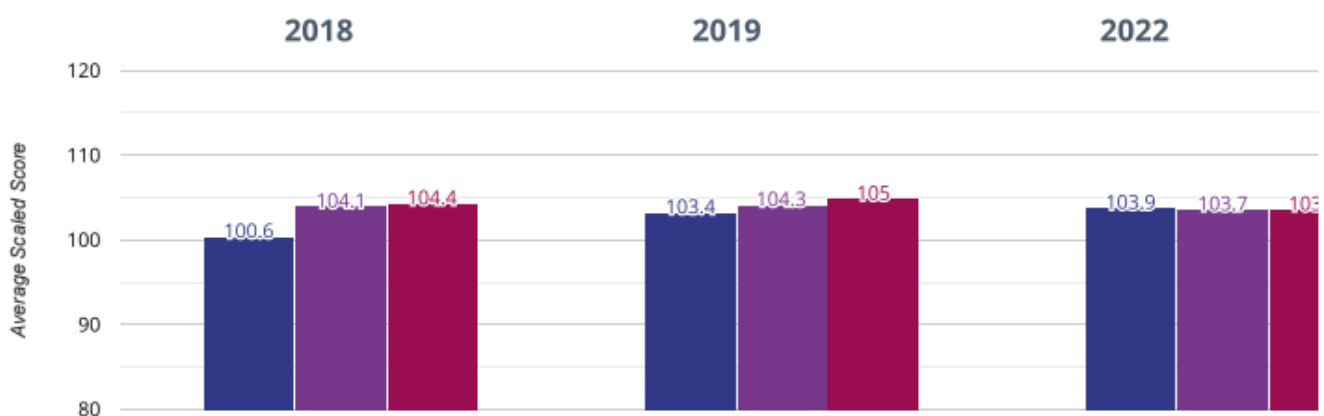
**13.3% in 2022**

**2.2% points rise since 2019**

**3% points rise since 2018**

■ St Teresa's Catholic Primary Academy   ■ Wolverhampton (77)  
■ NCER National (11965)

## ⊕ Maths - average scaled score



**103.9 in 2022**

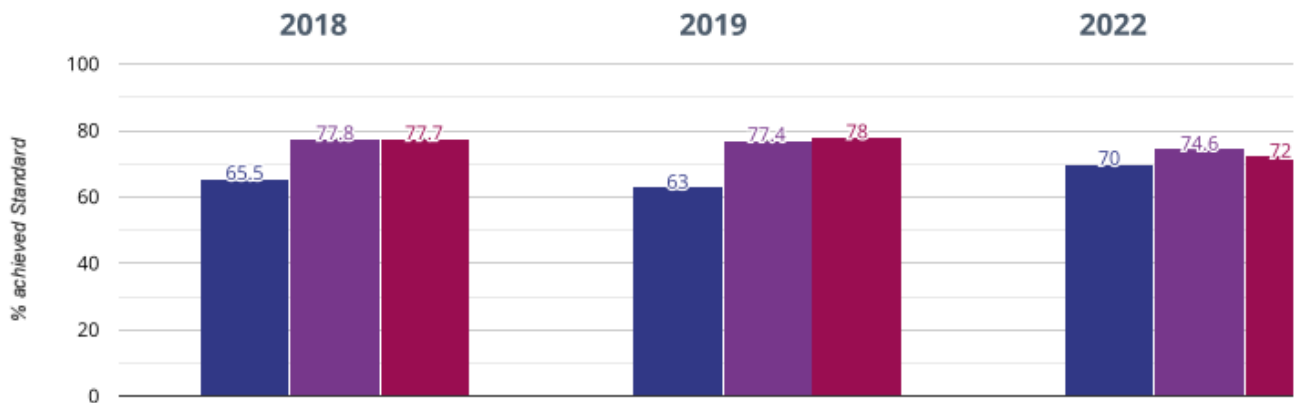
**0.5 points rise since 2019**

**3.3 points rise since 2018**

■ St Teresa's Catholic Primary Academy   ■ Wolverhampton (77)  
■ NCER National (11965)

## Key Stage 2 GRAMMAR, PUNCTUATION & SPELLING

### GPS - achieved standard



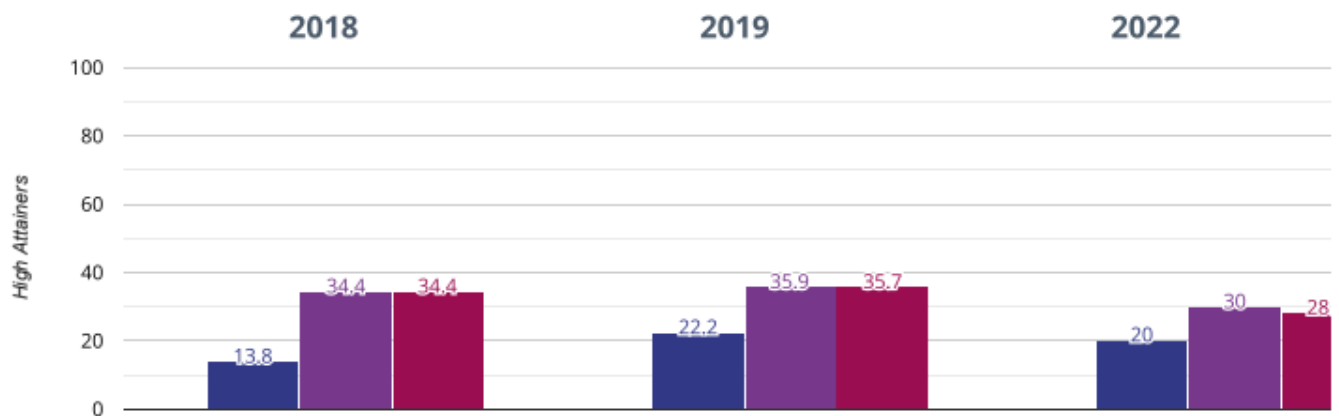
70% in 2022

7% points rise since 2019

4.5% points rise since 2018

■ St Teresa's Catholic Primary Academy   ■ Wolverhampton (77)  
■ NCER National (11965)

### GPS - high attainers



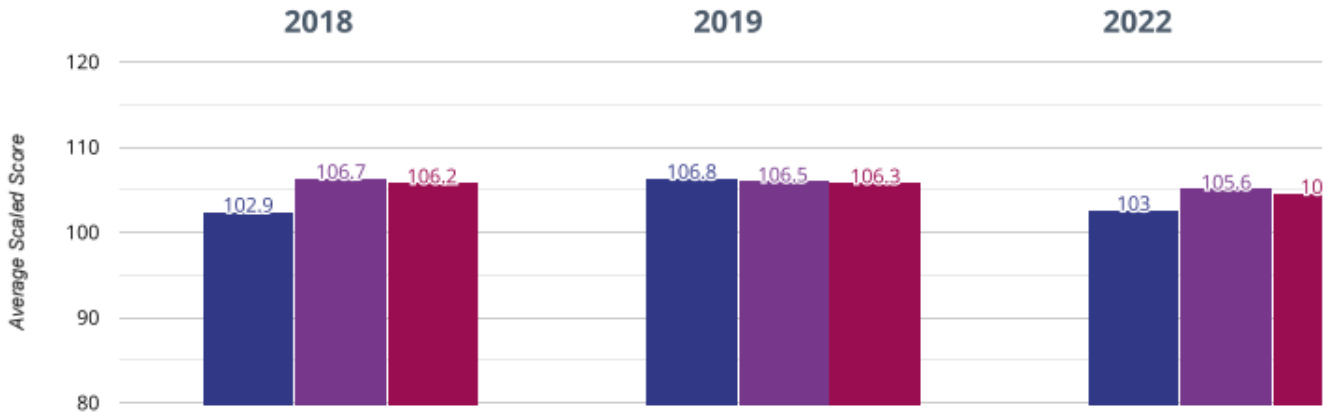
20% in 2022

2.2% points drop since 2019

6.2% points rise since 2018

■ St Teresa's Catholic Primary Academy   ■ Wolverhampton (77)  
■ NCER National (11965)

## ? GPS - average scaled score



**103 in 2022**

**3.8 points drop since 2019**

**0.1 points rise since 2018**

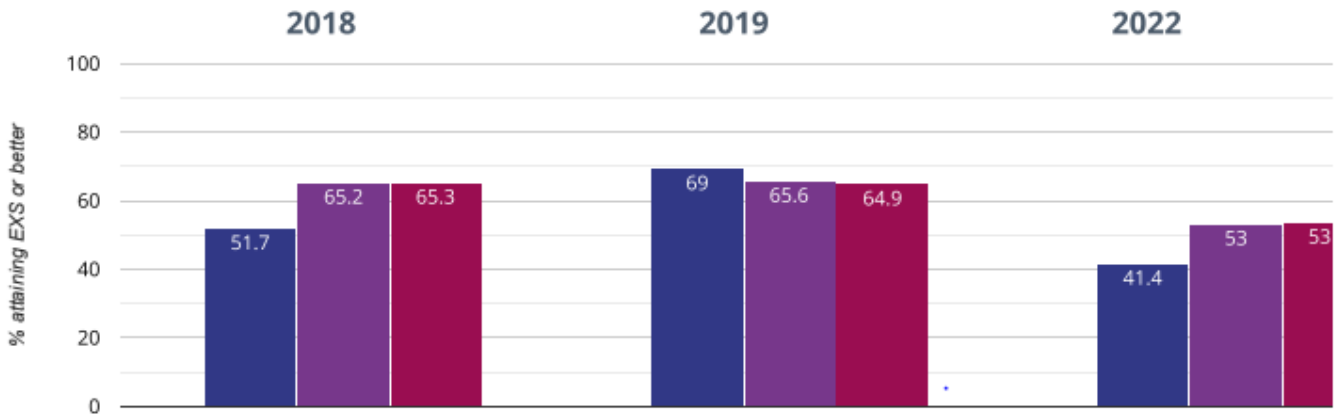
■ St Teresa's Catholic Primary Academy

■ Wolverhampton (77)

■ NCER National (11965)

## KEY STAGE 1

### 🔗 RWM - attaining EXS or better



**41.4% in 2022**

**27.6% points drop since 2019**

**10.3% points drop since 2018**

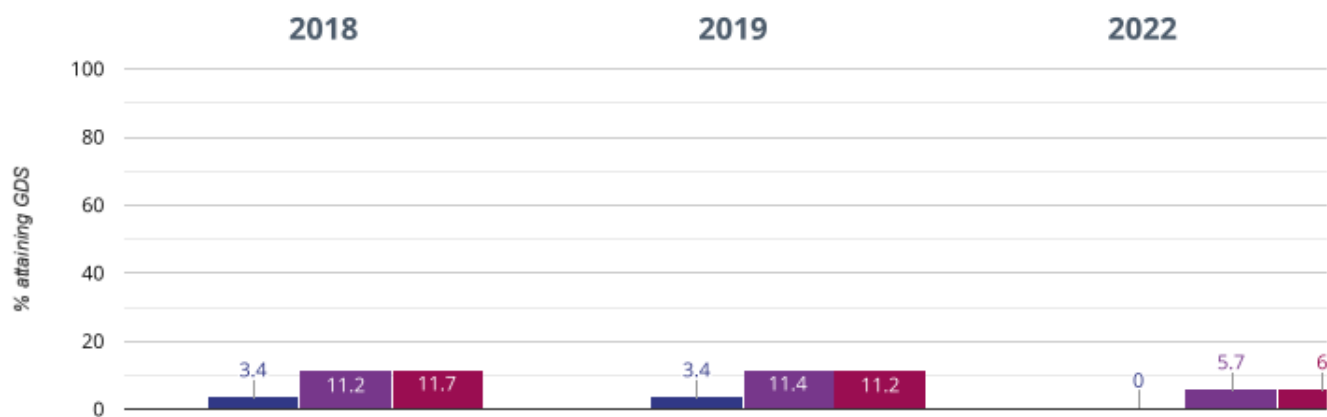
■ St Teresa's Catholic Primary Academy

■ Wolverhampton (77)

■ NCER National (14671)



## RWM - attaining GDS



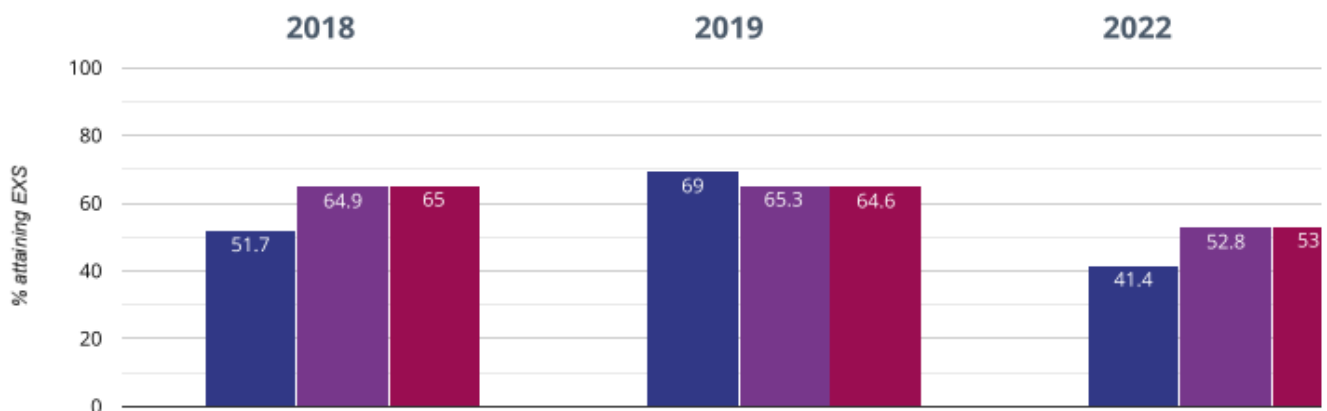
0% in 2022

3.4% points drop since 2019

3.4% points drop since 2018

■ St Teresa's Catholic Primary Academy   ■ Wolverhampton (77)  
■ NCER National (14671)

## Reading, Writing, Maths and Science - attaining EXS



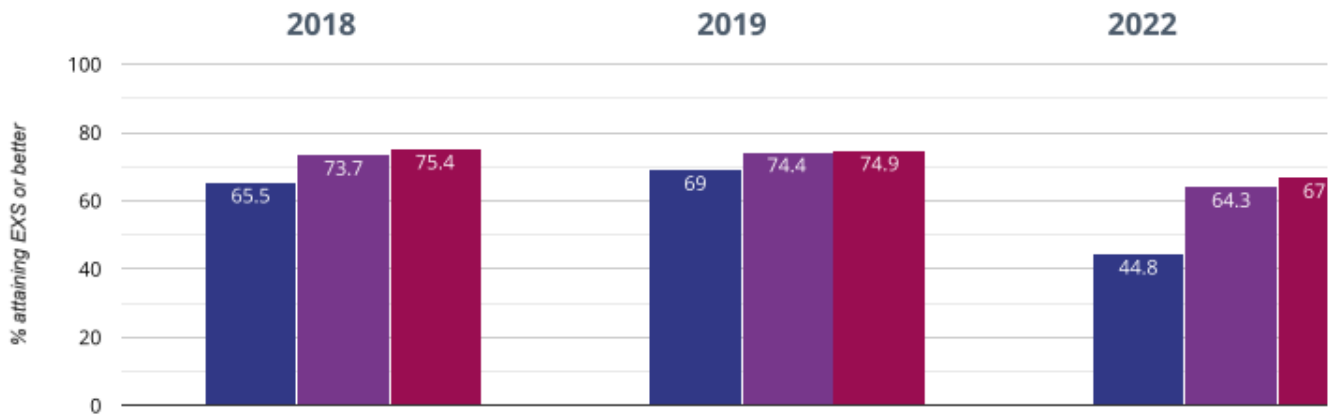
41.4 in 2022

27.6 points drop since 2019

10.3 points drop since 2018

■ St Teresa's Catholic Primary Academy   ■ Wolverhampton (77)  
■ NCER National (14671)

## Reading - attaining EXS or better



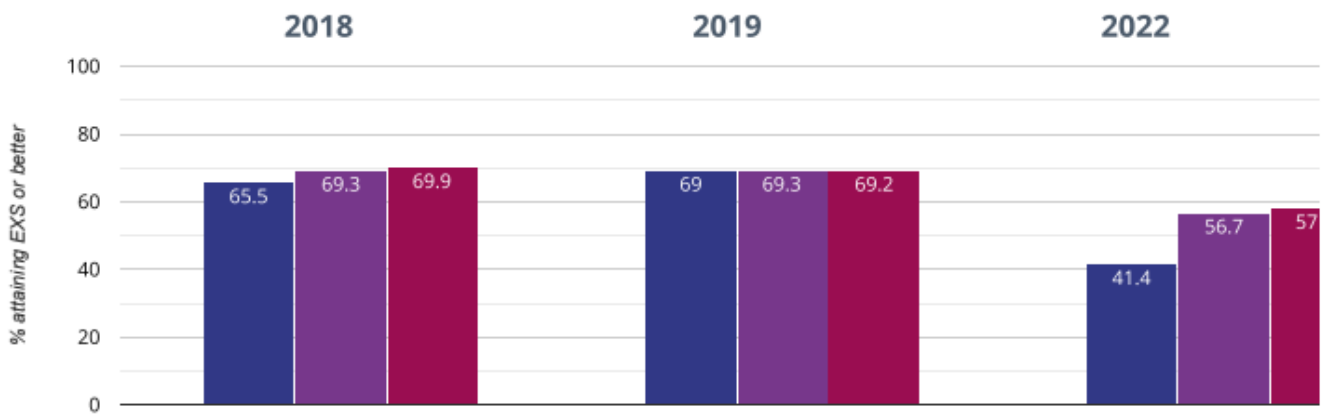
**44.8% in 2022**

**24.2% points drop since 2019**

**20.7% points drop since 2018**

■ St Teresa's Catholic Primary Academy   ■ Wolverhampton (77)  
■ NCER National (14671)

## Writing - attaining EXS or better



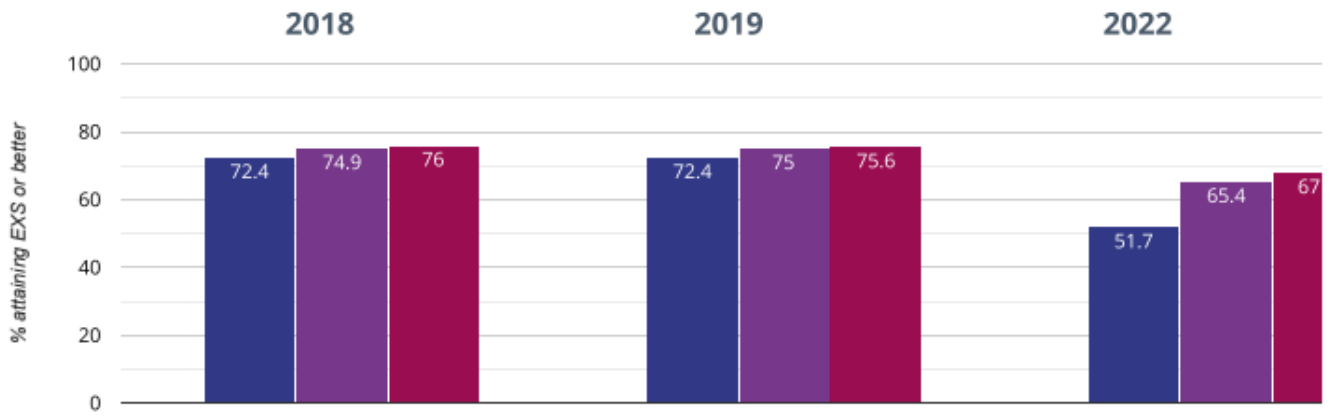
**41.4% in 2022**

**27.6% points drop since 2019**

**24.1% points drop since 2018**

■ St Teresa's Catholic Primary Academy   ■ Wolverhampton (77)  
■ NCER National (14671)

## ⊕ Maths - attaining EXS or better



**51.7% in 2022**

**20.7% points drop since 2019**

**20.7% points drop since 2018**

■ St Teresa's Catholic Primary Academy    ■ Wolverhampton (77)

■ NCER National (14671)