







<p>Guess how much I love you</p>	<p>Home Learning</p> <p>Video on class Dojo of Miss Golightly reading the story.</p> <p>Other episodes available to watch online- https://www.youtube.com/watch?v=zHzYOMSuamc</p>
<p>Speaking and Listening</p> 	<p>Watch and listen to the story on class dojo as many times as you like!</p> <p>Listen to what happens in the beginning, middle and end and try to retell the story.</p>
<p>Mark making</p> 	<p>Draw the characters from the story and ask Mam or Dad to write their names next to them, or maybe you could try! Listen for the sounds as you say the names and write them on your paper.</p> <p>Draw/write your own version of the story.</p> <p>Practise writing your name and the letter sounds we've covered so far.</p> <p>Phonics</p> <p>Practise all of the sounds we have done so far.</p> <p>If you have a purple sound book at home please practise the sounds frequently.</p> <p>This week's new sounds are: 'ear' as in dear, 'air' as in fair, 'ure' as in sure and 'er' as in corner.</p> <p>Ask your child if they can think of things with those sounds in them.</p> <p>Practise writing the new sounds</p> <p>Words to practice reading and writing: and, to, the, no, go, I, he, she, we, me, be, was, my.</p>

<p>Art and craft</p> 	<ul style="list-style-type: none"> • Draw and colour the characters • Paint the characters • Collage • If you have a printer, print some pictures from the book and cut them out • Draw and make pictures of love hearts
<p>Shape, space and measure</p> 	<p>Measuring- Can you find things that are shorter or taller than you? You can draw them, take photos of them, cut them out of magazines etc.</p> <p>Measuring length and height- Use a spoon to find out how many spoons long or tall something is, try recording it as well.</p> <p>E.g. The tv is 6 spoons high.</p> <p>Introduce your child to rulers and tape measures. They don't need to use them properly, just to play and experiment.</p>
<p>Number</p> 	<p>Ask Mam or Dad to write numbers on pieces of paper and see if you can find soft toys to match the numerals- take some photos!</p> <p>This week try adding the amounts together to find out how many you have altogether.</p> <p>Don't worry about repeating the same activities as last week as it's this repetition that embeds the learning!!</p>
<p>Personal and Social</p> 	<p>Draw pictures/take photos of the people that you love, try to write their names.</p> <p>Tell a grown-up who you love and why you love them.</p>
<p>Online Resources</p>	<p>There are lots of resources online that link nicely with this story. If you have access to a printer you could print some of these out.</p> <p>www.twinkl.com</p>

Don't forget about-

www.educationcity.com

www.purplemash.com