

# Christmas-Themed 1 to 5 Maths Activity Booklet



# Christmas

## I Spy and Count to 5



# Christmas

## I Spy and Count to 5 Checklist

Look at the pictures. Count the number of each type of Christmas item and write the numeral in the box.

candy canes



Father Christmas



presents



elves



stockings



Christmas trees



# Christmas

## I Spy and Add to 5



# Christmas I Spy and Add to 5

Count the number of each Christmas picture needed in the addition number sentence. Write the numbers in the boxes to create and then solve an addition number sentence.



+



=



+



=



+



=



+



=



+



=

# Christmas Addition to 5

Add the Christmas-themed pictures together and write the total in the box.



Three Christmas elves in red dresses and green hats, each holding a wand with a star. They are arranged in a row: two on the left, a plus sign in the middle, and one on the right. To the right of the equals sign is a large empty rounded rectangular box for the answer.




Six Santa Claus figures in red suits and white beards, arranged in two groups of three. A plus sign is between the groups, and an equals sign is to the right of the second group. To the right of the equals sign is a large empty rounded rectangular box for the answer.



Five decorated Christmas trees with lights and garlands, arranged in two groups: four on the left and one on the right. A plus sign is between the groups, and an equals sign is to the right of the second group. To the right of the equals sign is a large empty rounded rectangular box for the answer.



Four red Christmas ornaments with white swirl patterns, arranged in two groups of two. A plus sign is between the groups, and an equals sign is to the right of the second group. To the right of the equals sign is a large empty rounded rectangular box for the answer.



Five wrapped gifts in purple paper with white stars and blue ribbons, arranged in two groups: two on the left and three on the right. A plus sign is between the groups, and an equals sign is to the right of the second group. To the right of the equals sign is a large empty rounded rectangular box for the answer.

# Christmas Nativity Addition to 5


Add the Nativity-themed pictures together and write the total in the box.



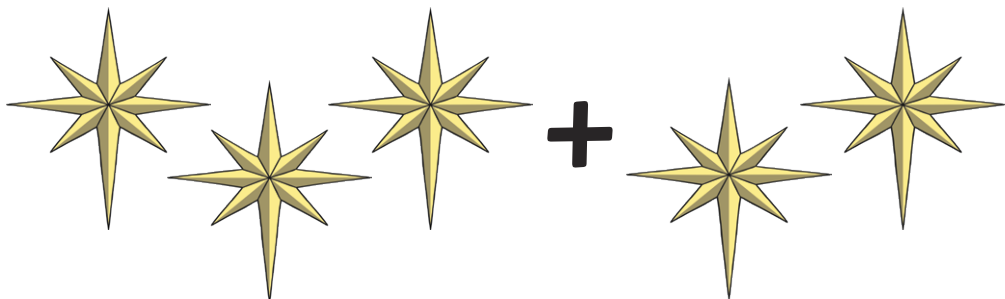
Three shepherds, each carrying a staff and a sheep on their shoulders, are shown. This is followed by a plus sign, another set of three shepherds, an equals sign, and a large empty rounded rectangular box for the answer.



Two angels with large white wings and yellow robes are shown. This is followed by a plus sign, another set of two angels, an equals sign, and a large empty rounded rectangular box for the answer.



Four donkeys are shown in two groups of two. This is followed by a plus sign, another set of four donkeys, an equals sign, and a large empty rounded rectangular box for the answer.








Five yellow eight-pointed stars are shown in two groups: three on the left and two on the right. This is followed by a plus sign, another set of five stars, an equals sign, and a large empty rounded rectangular box for the answer.



Five wise men, each wearing a red and gold robe and holding a gift, are shown in two groups: four on the left and one on the right. This is followed by a plus sign, another set of five wise men, an equals sign, and a large empty rounded rectangular box for the answer.

# Christmas Number Formation and Representation 1 to 5 Activity



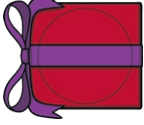

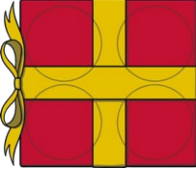
Practise forming the numerals 1, 2, 3, 4 and 5. Then, find the number shape present which represents the number and match it to the numeral.



visit [twinkl.com](https://www.twinkl.com)



twinkl.com

twinkl.com

twinkl.com


twinkl.com

twinkl.com



# Christmas Colour by Number

Match the colours to the numbers.



1 =



2 =



3 =



4 =



5 =



# Christmas Colour by Number

Match the colours to the numbers.



1 =



2 =



3 =



4 =



5 =



# Christmas Colour by Number

Match the colours to the numbers.



1 =



2 =



3 =



4 =



5 =




skin tone  
(of your choice)

# Christmas Counting 1 to 5 Activity

Read the numeral in the circle and colour in the correct number of pictures.


4




2



5



1



3



# Christmas Odd One Out

Look at the pictures. Can you spot the odd one out in each row?

