


























































Home Learning Timetable Reception – 09.12.2024

Monday	Phonics	Maths	Topic (Christmas)
	<p>Sing along to: <a href="#">Alphabet Phonics Song</a></p> <p>Play: <a href="#">Picnic on Pluto</a> – revise all Phase 2 sounds</p>	<p>Numberblocks Christmas Counting PowerPoint (Link on Website)</p> <p>Complete the Numberblocks Christmas cut and stick activity (Link on Website)</p> 	<p>Introduction to new topic of Christmas. Explore the website below:</p> <p><a href="#">What is Christmas? - BBC Bitesize</a></p>

Tuesday	Phonics	Maths	Topic (Christmas)
	<p>Sing along to: <a href="#">Tricky Words and Sight Words Song</a></p> <p>Watch: <a href="#">Geraldine the Giraffe Tricky Word 'I'</a></p> <p>Sentences: Help your child to say a few sentences using the tricky word 'I'. If possible try to write a simple sentence together. For example: 'I can run.'</p>	<p>Go online and play the Christmas Teddy Game</p> <p><a href="#">Learning to Count up to 15 with Teddy Numbers Interactive Maths Game</a></p>	<p>Christmas Around the World PowerPoint (Link on Website)</p> <p>Talk about how Christmas is different all around the world. Ask questions such as:</p> <ul style="list-style-type: none"> <li>• Would you try any of these traditions?</li> <li>• Which is your favourite way of celebrating? Why?</li> <li>• Do we celebrate the same way as other countries?</li> </ul> <p>Encourage your child to ask you any questions they may have too.</p>

<p>Wednesday</p>	<p>Phonics</p> <p>Sing along to: <a href="#">Phonics Song 2 (new version)</a></p> <p>Worksheet: CVC Words – Read the word and colour the correct picture</p> <p>(Link to worksheet on Website)</p> <div data-bbox="539 437 786 791"> <p style="text-align: center;"><b>CVC Words Read and Colour</b> Read the CVC word and colour in the matching picture.</p> <table border="1"> <tr> <td>bus</td> <td></td> <td></td> <td></td> </tr> <tr> <td>jam</td> <td></td> <td></td> <td></td> </tr> <tr> <td>bed</td> <td></td> <td></td> <td></td> </tr> <tr> <td>tap</td> <td></td> <td></td> <td></td> </tr> <tr> <td>pig</td> <td></td> <td></td> <td></td> </tr> <tr> <td>sock</td> <td></td> <td></td> <td></td> </tr> </table> </div>	bus				jam				bed				tap				pig				sock				<p>Maths</p> <p>Rose Elf's Present Sorting PowerPoint (Link on Website)</p> <p>Find a selection of objects around the house that you can sort in order of size. Can you order:</p> <ul style="list-style-type: none"> <li>• Smallest to largest?</li> <li>• Largest to smallest?</li> <li>• Shortest to longest?</li> <li>• Longest to shortest?</li> </ul>	<p>Topic (Christmas)</p> <p>Christmas Traditions in the UK PowerPoint (Link on Website)</p> <p>Ask your child to draw a picture of how they celebrate Christmas or another festival or celebration that is important to them. Help your child to label the picture and write about their favourite traditions.</p>
bus																											
jam																											
bed																											
tap																											
pig																											
sock																											

<p>Thursday</p>	<p>Phonics</p> <p>Sing along to: <a href="#">Alphabet Phonics Song</a></p> <p>Play: <a href="#">Pick A Picture</a> – Revise Phase 2</p>	<p>Maths</p> <p>Make a repeating pattern Christmas paperchain</p> <div data-bbox="913 1078 1234 1281">  </div> <p>Please find some printable patterns on the school website or create your own.</p>	<p>Topic (Christmas)</p> <p>Watch:</p> <p><a href="#">Musical Storyland - Series 1: 5. The Little Fir Tree - BBC iPlayer</a></p> <p>Encourage your child to listen attentively, move to and talk about the music. Allow them to express their feelings and responses to the music.</p>
-----------------	---	---	--

Friday	Phonics	Maths	Topic
	<p>Sing along to: <a href="#">Tricky Words and Sight Words Song</a></p> <p>Worksheet: Christmas-Themed Phase 2 Say It, Join It, Write It Activity</p> <p>(Link to worksheet on Website)</p> 	<p>Go online and play The Gingerbread Man Game</p> <p><a href="#">The Gingerbread Man Game - Counting, Matching and Ordering game</a></p>	<p>Have a try at the following game:</p> <p><a href="#">Musical Christmas wreath (Music Memory Game Similar to Simon)</a></p> <p>It can get quite tricky!</p> <p>OR</p> <p>Listen to and join in with some Christmas songs or other songs of your choice.</p>

### Some more Christmas fun:

- Five Little Elves PowerPoint and Music (see link on school website)
- Christmas Bauble Pattern Tracing (see link on school website)
- Christmas Picture and Word Colouring Sheets (see link on school website)
- Colourful Christmas Tree Cutting Skills Activity (see link on school website)
- EYFS Christmas-Themed Numbers to 5 Maths Activity Booklet (see link on school website)
- [Christmas Games and Activities - Topmarks Education \(click link\)](#)

### Other activities that will be beneficial:

- Name writing
- Number formation 0-9
- Reading books (please write in your child's reading record)
- Reading and writing sounds learnt so far – s, a ,t, i, p, n, c, k, ck, e, h, r, m, d, g, o, u, l, f, b, ai , j, oa