

# DRAW PICTOGRAMS



GET READY



1) How many does each tally represent?

a) ~~||||~~ ||||


b) ~~||||~~ ~~||||~~ ~~||||~~ ~~||||~~ ||

2) Draw tallies to show

a) 7

b) 11

3) Complete the tally chart.



Button Colour	Tally	Total
pink		
blue		
green		

1) How many does each tally represent?

a) ~~||||~~ |||| 9


b) ~~||||~~ ~~||||~~ ~~||||~~ ~~||||~~ || 22

2) Draw tallies to show

a) 7 ~~||||~~ ||

b) 11 ~~||||~~ ~~||||~~ |

3) Complete the tally chart.



Button Colour	Tally	Total
pink		3
blue	<del>    </del>	6
green		4


LET'S LEARN



Ron and Amir have been tallying the vehicles which drive past their window.

Can you help to complete the tally chart?

Type of vehicle	Tally	Total
car	<del>    </del> <del>    </del>	10
bus		2
lorry	<del>    </del>	6
motorcycle		4



Have a think



They use their tally to draw pictograms.



Key ● = 1 vehicle

Type of vehicle	Tally	Total
car		10
bus		2
lorry		6
motorcycle		4

Type of vehicle	
car	●●●●●●●●●●
bus	●●
lorry	●●●●●●
motorcycle	●●●●



Key ● = 2 vehicles


Type of vehicle	
car	●●●●●
bus	●
lorry	●●●
motorcycle	●●

Amir hasn't drawn enough circles.



Type of vehicle	Total
car	12
bus	2
lorry	5
motorcycle	7

Why don't you  
have a go Tiny?



Key ● = 2 vehicles

Type of vehicle	
car	● ● ● ● ● ●
bus	●
lorry	● ● ●
motorcycle	● ● ● ●



Ok I will!

Have a think









Day	Minutes spent reading
Monday	20
Tuesday	25
Wednesday	10
Thursday	15
Friday	30
Saturday	55
Sunday	45





Key  = 10 or 5 minutes

Have a think



Key  = 10 minutes



Monday	 
Tuesday	 
Wednesday	
Thursday	  
Friday	  
Saturday	     
Sunday	    

Can you see how many minutes Alex read in total?  
200 minutes or 3 hours and 20 minutes

**YOUR TURN**

Have a go at all of the  
questions on the  
worksheet

