

Boost Your Grades

**THE BIG
WINSTANLEY
UPGRADE**

and SHINE Brighter!



The Winstanley School

The CORE 4

How to revise effectively



The Winstanley School

FLASH CARDS

Kate Jones

**SELF
QUIZZING**

Helen Howell &
Ross Morrison
McGill

MIND MAPS

Karpicke, J. D., &
Blunt, J. R. (2011)

**BRAIN
DUMPS**

Pooja k. Agarwal
& Patrice M. Bain

These are the revision strategies we encourage our young people to use at TWS.

Summary: How to create flash cards



1.

Identify knowledge

What are you creating flash cards on?

Do you have your knowledge organizer?

Use your book to look at previous misconceptions from whole class feedback.

2.

Colour coding

Use different coloured flash cards for different topics. This helps with organization NOT recall

3.

Designing

1 Question per flashcard.

Making them concise and clear.

Use a one word prompt, so that you can recall as much as you can.

No extended answer questions.

Number your flash cards for self quizzing.

4.

Using

Write your answers down, then check. Or say your answers out loud. This really clearly shows the gaps in your knowledge.

Do not just copy & re-read.

Shuffle the cards each time you use them.

Use the Leitner system to use flash cards everyday.

5.

Feedback

How have you performed when you look back at your answers?

Is there anything you need to revisit in more detail?

Is your knowledge secure? If so, move onto applying knowledge in that area in specific extended exam questions.

Summary: How to create a mind map



1.

Identify knowledge

Select a topic you wish to revise. Have your class notes/knowledge organisers ready.



2.

Identify sub topics


Place the main topic in the centre of your page and identify sub topics that will branch off.



3.

Branch off

Branch of your sub topics with further detail.
Try not to fill the page with too much writing.



4.

Use images & colour

Use images and colour to help topics stick into your memory.



5.

Put it somewhere visible

Place completed mind maps in places where you can see them frequently.

Summary: Brain dumps



1.

Identify knowledge

Identify the knowledge/topic area you want to cover.



2.

Write it down

Take a blank piece of paper/white board and write down everything you can remember about that topic. (with no prompts)

Give yourself a timed limit (e.g. 10 minutes)



3.

Organise information

Once complete and you cannot remember any more use different colours to highlight/underline words in groups.

This categories/links information.



4.

Check understanding

Compare your brain dump to your K/O or book and check understanding.

Add any key information you have missed (key words) in a different colour.



5.

Store and compare

Keep your brain dump safe and revisit it.

Next time you attempt the same topic try and complete the same amount of information in a shorter period of time or add more information.

Summary: Self Quizzing



1.

Identify knowledge

Identify knowledge/content you wish to cover.



2.

Review and create

Spend around 5-10 minutes reviewing content (knowledge organisers/class notes/text book)

Create x10 questions on the content (If your teacher has not provided you with questions)



3.

Cover and answer

Cover up your knowledge and answer the questions from memory.

Take your time and where possible answer in full sentences.



4.

Self mark & reflect

Go back to the content and self mark your answers in **purple** pen.



5.

Next time

Revisit the areas where there were gaps in knowledge, and include these same questions next time.

Where to find resources

- [Eduqas Past Papers](#)
- [Year 11 Click & Collect Revision Schedule 2025](#)
- [Eduqas Resources - filter by unit/question type](#)
- [Eduqas Resources on Youtube](#)

Exam Dates

- *Exam 1 - 23rd May am
-1 hour 45 minutes*
- *Exam 2 - 6th June am
- 2 hours*

English Language

Any other information

- *Exam board: Eduqas*

Component 1	Component 2
Reading - 1 fiction extract (1 hr) Writing - 1 narrative (45 minutes)	Reading - 2 non-fiction extracts (1 hr) Writing - 2 transactional tasks

Subject Specific Revision Techniques

- *Practise exam questions on reading*
- *Complete at least one past paper per week*
- *Practise writing; remember to use STOMPS & PACESYO*
- *Self mark your answers using the papers and mark schemes online*
- *Work out the TAPS of lots of writing tasks*
- *Complete at least one past paper per week*
- *Know the AOs; know what each question type is asking for*
- *Know the formulas for each question type - eg. turn the question into a statement, use a wide range of quotations and answer the synthesis question in bullet points*

Where to find resources

- Eduqas Past Papers
- Year 11 Click & Collect Revision Schedule 2025
- <https://www.savemyexams.com/gcse/english-literature/wjec-eduqas/15/revision-notes/>
- Anthology Poetry Youtube Links for Revision
- Eduqas Resources - filter by text choice
- Dystopia Junkie on Youtube

Exam Dates

- *Exam 1 - 12th May am
-2 hours*
- *Exam 2 - 20th May am
- 2 hours 30 minutes*

English Literature

Any other information

- *Exam board: Eduqas*

Component 1	Component 2
<i>Romeo & Juliet</i> - 1 extract & 1 essay (1 hr) Anthology Poetry - 1 single poem response & 1 comparative essay (1 hour)	<i>An Inspector Calls</i> - 1 essay (45 minutes) A Christmas Carol - 1 essay (45 minutes) Unseen poetry - 1 single poem response & 1 comparative essay (1 hour)

Subject Specific Revision Techniques

- *Practise past questions*
- *Complete at least one past paper per week*
- *Learn quotes - keep them short and choose those you can use for more than one character/theme*
- *Learn contextual information for A Christmas Carol & Anthology Poetry*

Where to find resources

- <https://www.onmaths.com/>
- <https://www.bbc.co.uk/bitesize/examspecs/zcty7hv>
- <https://www.gcsemathsquestions.co.uk/>
- <https://mathsupgrade.co.uk/index.html>
- <https://corbettmaths.com/concepts/>
- Also complete your **Sparx maths** each week as that has a wealth of revision questions with video support

Exam Dates

Exam 1 / 4 - 15th May
Exam 2 / 5 - 5th June
Exam 3 / 6 - 11th June

(1, 2, 3 = Foundation 4, 5, 6 = Higher)

All three exams are 1.5 hours long

Maths

Any other information

Exam board **OCR**

Paper 1/4 & 3/6 are both **calculator** papers

Paper 2/5 is **non-calculator**

Subject Specific Revision Techniques

The best way to revise for maths is to **do** maths

- Practise exam questions
- Aim to complete 1 past paper per week
- Look at the number of marks the question is worth, this indicates the number of steps of working required
- Refer back to the resources on the Google Classroom
- Know how to use your calculator
- Recognise the command words in questions

Where to find resources

- [Primrose Kitten](#)

[Foundation Biology Paper 1](#)

[Foundation Chemistry Paper 1](#)

[Foundation Physics Paper 1](#)

[Foundation Biology Paper 2](#)

[Foundation Chemistry Paper 2](#)

[Foundation Physics Paper 2](#)

- [BBC Bitesize](#)
- [Specific Exam Techniques](#)
 1. [Command Words](#)
 2. [6 mark answers](#)
 3. [Maths skills including converting units](#)
 4. [Data Analysis and Application](#)
 5. [Required practicals](#)
- [Past Exam papers](#)

CLICK on underlined hyperlink topics above

Exam Dates

- [Biology Paper 1 - 13th May](#)
- [Chemistry Paper 1 - 19th May](#)
- [Physics Paper 1 - 22nd May](#)

- [Biology Paper 2 - 9th June](#)
- [Chemistry Paper 2 - 13th June](#)
- [Physics Paper 2 - 16th June](#)

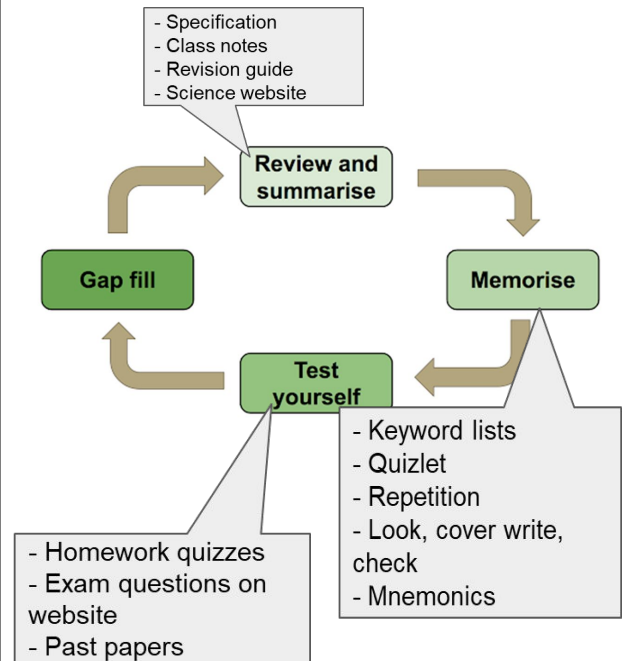
Combined Sciences

Any other information

- [How to answer exam questions 1](#)
- [How to answer exam questions 2](#)
- [How to revise effectively](#)

Subject Specific Revision Techniques

Top 10 tips for Science Exams



Where to find resources

- *Seneca Learning*
<https://senecalearning.com/>
- *Kay Science*
<https://kayscience.com/>
- *BBC Bitesize*
<https://www.bbc.co.uk/bitesize/examspecs/z8r997h>
- *Primrose Kitten*
https://www.youtube.com/@Primrose_Kitten
and
<https://primrosekitten.org/courses/aqa-gcse-science-combined-science-higher/>
- *Free Science Lessons*
<https://www.youtube.com/@FreeScienceLessons>

CLICK on underlined hyperlink topics above

Exam Dates

- *Paper 1 - 13th May*
Combined Science: 1hr 15
Separate Biology: 1hr 45
- *Paper 2 - 9th June*
Combined Science: 1hr 15
Separate Biology: 1hr 45

Biology

Any other information

- *Some students will be invited to targeted revision sessions - check your emails often.*
- *Anyone can attend the Aspire Science Revision Sessions on Friday after school*
- *Maths skills in science*
- *Required Practicals revision*

Subject Specific Revision Techniques

How to revise Science tips:

1. Multiple choice questions
2. Flashcards
3. Retrieval practice (creating questions for yourself to answer)
4. Knowledge organisers
 - *Start with a brain dump of everything you know.*
 - *Use colour coding to organise your information.*
 - *Use a knowledge organiser to add information that you may have missed.*
 - *Use your K.O. to try 'look, cover, write, check'*
5. Past papers
 - *Don't forget to use the markscheme to understand where you went wrong, and how to improve next time)*

<https://revisionscience.com/gcse-revision/science/science-gcse-past-papers/aqa-gcse-science-past-papers>

Where to find resources

- *Seneca Learning*
<https://senecalearning.com/>
- *Kay Science*
<https://https://kayscience.com/>
- *BBC Bitesize*
<https://www.bbc.co.uk/bitesize>
- *Primrose Kitten*
[https://www.youtube.com/@Primrose Kitten](https://www.youtube.com/@PrimroseKitten)
- *Free Science Lessons*
<https://www.youtube.com/@FreeScienceLessons>

Exam Dates

- *Paper 1 - 19th May*
Combined Science: 1hr 15
Separate Chemistry: 1hr 45
- *Paper 2 - 13th June*
Combined Science: 1hr 15
Separate Chemistry: 1hr 45

Chemistry

Any other information

- *Some students will be invited to targeted revision sessions - check your emails often.*
- *Anyone can attend the Aspire Science Revision Sessions on Friday after school*

Subject Specific Revision Techniques

- *Start by doing a brain dump of all the information you know about a topic*
- *Organise the information into a mind map and add in anything you have missed using a revision guide or online resource*
- *Start learning any key facts that you don't know by making flash cards.*
- *Quiz yourself by using exam questions and check your answers against a mark scheme.*

Where to find resources

- [Seneca](#)
- [KayScience](#)
- [BBC Bitesize](#)
- [Energy](#)
- [Electricity](#)
- [Particle Model](#)
- [Atomic Structure](#)
- [Forces](#)
- [Waves](#)
- [Magnetism](#)
- [Primrose Kitten](#)
- [Paper 1 2025 Predictions](#)
- [Science with Hazel](#)
- [Free Science Lessons](#)

CLICK on underlined hyperlink topics above

Exam Dates

- *Paper 1 - 22nd May*
Combined Science: 1hr 15
Separate Physics: 1hr 45
- *Paper 2 - 16th June*
Combined Science: 1hr 15
Separate Physics: 1hr 45

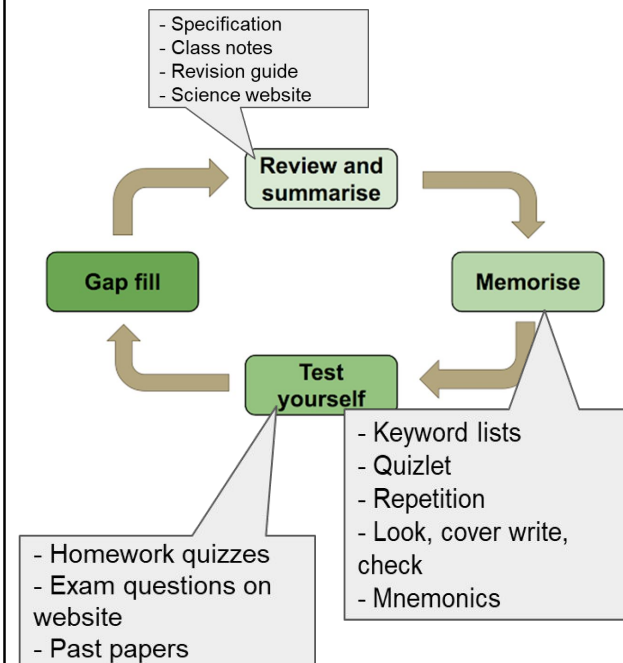
Physics

Any other information

- *LEARN the UNITS for all Quantities*
- *LEARN how to rearrange the formulae*
- *Anyone can attend the Aspire Science Revision Sessions on Friday after school*

Subject Specific Revision Techniques

Top 10 tips for Science Exams



Where to find resources

- <https://www.youtube.com/@ovingthelearning> Pete Jackson's Revision videos for People's Health & Living under Nazi Rule
- <https://www.youtube.com/@richardkennettstaff9918> Richard Kennett's Revision Video's on Normans and Living Under Nazi Rule
- <https://www.youtube.com/@samjones7876> Sam Jones Revision Videos on Vikings
- <https://www.ocr.org.uk/qualifications/gcse/history-b-schools-history-project-j411-from-2016/assessment/> OCR-B History Revision Past Papers
 - Google Classroom

Exam Dates

- History Around Us - **May 16th**
1 Hour
- Norman Conquest and People's Health - **June 5th.**
1 Hour 45 Minutes
- Viking and Living under Nazi Rule - **June 10th**
1 Hour 45 Minutes

History

Kenilworth History Around Us Trip is live on Ipay and permission slips need to be back by Friday 28th

Subject Specific Revision Techniques

- *Start by doing a brain dump of all the information you know about a topic*
- *Organise the information into a mind map and add in anything you have missed using Google classroom or online resource*
- *Start learning any key facts that you don't know by making flash cards.*
- *Quiz yourself by using exam questions and check your answers against a mark scheme.*
- *For People's Health make timelines of key events.*

Where to find resources

- *BBC Bitesize*
- *AQA Internet Geography*
- *Google Classroom*
 - *Seneca*

Exam Dates

- *14th May - Paper 1 (Physical and Natural)*
 - *6th June - Paper 2 (Human Geography)*
 - *12th June - Paper 3 (Field work and Pre-Release)*

Geography

Any other information

You should all have a copy of the Pre-Release

Subject Specific Revision Techniques Subject Specific Revision Techniques

- *Start by doing a brain dump of all the information you know about a topic*
- *Organise the information into a mind map and add in anything you have missed using Google classroom or online resource*
- *Start learning any key facts that you don't know by making flash cards.*
- *Quiz yourself by using exam questions and check your answers against a mark scheme.*

•

Where to find resources

- All revision resources, knowledge organisers, past papers are on the RS Revision Google Classroom.
Class Code: 5nz6gmX
- GCSE bitesize has some good revision pages and videos.
<https://www.bbc.co.uk/bitesize/examspec/z68sjhv> You only need to revise the Christian and Muslim views.
- Lots of revision available on Seneca. Click on course 'Eduqas Religious Studies Route A. Choose 'Themes from a Christian perspective' 'Study of Christianity' and 'Study of world faith: Islam'
- All the past questions can be found in this document
https://docs.google.com/spreadsheets/d/1Oa0js5_bbwLX3Bdlu_G1DoJM5-kUD5uG/edit?usp=sharing&ouid=109775661882465174288&rtpof=true&sd=true

The Easter Revision lesson is on Tuesday 15th April 12-.00-2.00 in H4. We will focus on Paper 1.

Exam Dates

- Paper 1- Monday 12th May - am 2 hours - Themes (Philosophy & Ethics)
- Paper 2 - Monday 19th May pm - 1 hour - Study of Christianity,
- Wednesday 4th June pm - Paper 3 - Study of Islam

Religious Studies

Any other information

The Themes paper is 50 % and covers:

- Relationships,
- Life and Death
- Good and Evil
- Human Rights.

Pupils must be able to explain **two different religious views** (these can be different views within the same religion, or different religions). The exam board will not ask for a specific religion, so pupils can write from any religious perspective. For Life and Death, they also need to know **Humanist / atheist** views.

Subject Specific Revision Techniques

- Learn the 8 key terms from each topic. Use flash cards to revise these.
- Memorise two or three quotes for each topic. Choose ones that you can use for multiple questions. Create mindmaps mapping out how you can use these quotes across different topics.
- Practice writing essay plans for 4 questions. Use the past papers to plan what arguments you could use for and against the statement. Write out your conclusion in full.
- Match quotes to the different exam questions.

Where to find resources

- *'Everlearner' online tool*
- *Google classroom for- Revision guide & Exam questions book*

Flash cards that have been given to all students.

Exam Dates

- *Exam 1 - Mon 19th May PM. 1 hour 30 min*
- *Exam 2 - Mon 9th June PM. 1 hour 15 min*

GCSE PE

Any other information

- *Use the key point question booklet to check that you know the main points of each topic.*

Subject Specific Revision Techniques

- *Practise answering questions on one flash card per day*
- *Watch the 'Everlearner' videos if you don't understand a topic*
- *When you state a fact, always follow it up with a sporting example. Remember to ask yourself 'so what?' in the bigger questions.*

Where to find resources

- *All revision resources, past papers and their mark schemes are on the Resistant Materials Google Classroom.
Class Codes:
11C: vkihrd5
11D: 5u6hgti*
- *GCSE bitesize has some good revision pages and videos.
<https://www.bbc.co.uk/bitesize/examspecs/zby2bdm>*
- *The technology student has plenty of resources to revise from too
<https://www.technologystudent.com/>*
- *Lots of revision available on Seneca, click on course and revise sections they are unsure about.*
- *Flashcard topics have been added to google classroom, from this they can make their own flashcards and revision materials.*

Exam Dates

Exam date: 18th June (AM)

Time: 2 hours

Resistant Materials

Any other information

Unit 1 NEA Product = 20% of GCSE grade:
This should be finished

NEA coursework = 30% of GCSE grade: they may have a few tasks to complete this

Unit 2 Written Exam = 50% of GCSE grade: This consists of : 2 hour written exam

Subject Specific Revision Techniques

- *Practise answering questions on flash cards*
- *Complete Spider diagrams*
- *Mini tests*
- *Practising exam questions*
- *Practicing exam papers*

Where to find resources

On google classroom there is:

-there has been **exam questions** set from September so students can go back and revisit them

-There is also a **core 4 PowerPoint** which contains the whole specification, broken down into small revision activities and exam questions. We will be working on this for independent study and in class.

-there is a 4 page **revision guide** on there as well, students have already been given paper copies to highlight

Exam Dates

*-On screen exam 40% on 12th June 1hr 20 (afternoon)
[Revision session before exam 2 hours]*

Hospitality and Catering

Any other information

*-Coursework 30% GCSE-completed ✓
-Cooking exam 30% GCSE-completed ✓
-Easter revision session
Wednesday 23rd April 11-12 in D1*

Subject Specific Revision Techniques

- *Flash cards*
- *Spider diagrams*
- *Mini tests*
- *Practising exam questions*
- *Practicing exam papers*
- *Label the chef/ receptionist uniform*
- *Go into your kitchen at home and name the equipment and the function*



Where to find resources

Quality & Quantity It is essential that your child maintains levels of commitment by completing regular Independent study that they will individually set. Success in this subject is often determined by how independent and organised the student is rather than 'Artistic ability'

*All students have a checklist for guidance, feedback notes, and an independent study record in the front of their sketchbooks Students should be working on this 2 hours per week

Sketchbook worth 72 marks -*in progress*
(2 weeks left)

Timed Test worth 24 marks- wk beg 28th April
[external exam check list](#)

[Tutorials: BBC Bite size](#)

[AQA Course requirements](#)

[Exam notes](#)

[Student contextual study guide](#)

[Annotation guide](#)

Exam Dates

Week beginning 28th April
11A 8.30 am- 3:05 2 days
11C 8.30 am- 3:05 2 days

ART

Other information ...

- *All Sketch books need to be brought into every Art lesson
- *Please also ensure there is a suitable place to work at home and a full range of materials available

2B/4B Pencil colouring pencils/
watercolours/white gel pen/black fine liner/ glue stick


Subject Specific Techniques

Easter Drop in Art Session in A2
Monday 14th April 12- 4.30

[Experimentation suggestions](#)


[Art terminology & presentation tips](#)

[Preparation for 10 hour exam](#)



Where to find resources

- [Isaac Computer Science](#)
- [BBC Bitesize](#)
- [Online Revision Guide](#)
- *Blue CGP revision guide - available from Mr Bradley*
- *Clear Revise revision guide - available to buy online*
- *Clear Revise exam tutor book - available to buy online*
- [CraigNDave revision playlist](#)
- [Past Papers](#)
- [Smart Revise](#)



Exam Dates

- *Paper 1 - Computer Systems - **May 12th** **1hr30min***
- *Paper 2 - Computational thinking, algorithms and programming - **May 18th** **1hr30min***

Computer Science

Any other information

Paper 1 Content

- 1.1 Systems architecture
- 1.2 Memory and storage
- 1.3 Computer networks, connections and protocols
- 1.4 Network security
- 1.5 Systems software
- 1.6 Ethical, legal, cultural and environmental impacts of digital technology

Paper 2 Content

- 2.1 Algorithms
- 2.2 Programming fundamentals
- 2.3 Producing robust programs
- 2.4 Boolean logic
- 2.5 Programming languages and Integrated Development Environments

Subject Specific Revision Techniques

- Spaced out learning, don't try to cram in hours of one subject, do small but frequent sessions of revision as well as a longer chunk of time dedicated to a past paper. Aim for **1 past paper a week**.
- Make sure you know your **OCR Exam Reference language** for Paper 2. Use the cheat sheet you've been given to help you.
- When answering exam questions **look at the amount of marks available** as an indication of how much to write eg a 2 mark question will need a point and explanation.
- Always **link your answers to the context** of the question

Where to find resources

- *BBC bitesize:*
<https://www.bbc.co.uk/bitesize/exam-specs/zbpwd6f>
- *Quizlet:*
<https://quizlet.com/user/Drama-Creator-TD/folders/understanding-drama-and-theatre-ocr-gcse-9-1>
- <https://www.youtube.com/watch?v=fePylsTGluA>
This is a 22 min video with tips on how to do the written exam
- <https://youtube.com/shorts/pRkKgvTZNqs?si=lxoGDxI0GtlhOpqj>

This is a short from OCR with tips - part 1

- <https://youtube.com/shorts/jJT8IB-RY6U?si=c7q8zoQkHDrOjT4f>
OCR tips - part 2
- <https://www.youtube.com/watch?v=kbcQ6lpOwE4>

Tips on how to write up the portfolio for the devising coursework.

<https://quizlet.com/gb/508010798/kindertransport-flash-cards/>

Exam Dates

- *May 8th*

Drama

Any other information

- *Devising coursework is still ongoing to be completed before May 8th exam*

Subject Specific Revision Techniques

- *Flash cards*
- *Spider diagrams*
- *Mini tests*
- *Practising exam questions*
- *Practicing exam papers*

Where to find resources

- Past papers:
<https://revisionworld.com/gce-revision/spanish/spanish-gcse-past-papers/aqa-gcse-spanish-past-papers>
- Revision:
<https://www.bbc.co.uk/bitesize/examspecs/z4yyjhv>
- Netflix - put any film / series into Spanish or put Spanish subtitles on.
- Speaking - general conversation questions:
<https://docs.google.com/presentation/d/1esq nizBlyU41AJcm3wQr0HmnTM1svq-Pw4CNgDNtM6Q/edit?usp=sharing>

Exam Dates

10th June - Reading and Listening exam (2 exams back to back)

17th June - Writing exam

Spanish

Any other information

SPEAKING exam will be on either Wednesday 9th April or Thursday 10th April - Timings can be found in your email or here:

https://docs.google.com/document/d/1LFrG8RlgbEve-66FDQSA3V4KBN2_GkX0/edit?usp=sharing&oid=103517229764433433612&rtpof=true&sd=true

Subject Specific Revision Techniques

Flashcards - look at key vocab / grammar that you don't know and make flashcards to practise. Start with looking at the Spanish and saying the English and then progress to looking at the English and saying the Spanish. Final level is to practise writing the Spanish.

Record yourself practising your speaking exam - especially your chosen topic. You can send it to your teacher so she can give you feedback.

Where to find resources

- Past papers:
<https://revisionworld.com/gcs-e-revision/french/french-gcs-e-past-papers/aqa-gcse-french-past-papers>
- Revision: <https://www.bbc.co.uk/bitesize/examspecs/zr8bmfr>
- Netflix - put any film / series into French or with French subtitles
- Photocard and Role play practice:
<https://docs.google.com/presentation/d/1F0G0CweuDpAoKu41dNmM03YvzfhlAKvJT4F9mFpr8/edit?usp=sharing>

Exam Dates

21st May - Listening and Reading (2 exams back to back)

5th June - Writing exam

French

Any other information

Speaking exam will be either Monday 7th April or Tuesday 8th April - check when your time is with Ms Baudson.

Subject Specific Revision Techniques

Flashcards - look at key vocab / grammar that you don't know and make flashcards to practise. Start with looking at the French and saying the English and then progress to looking at the English and saying the French. Final level is to practise writing the French.

Record yourself practising your speaking exam - especially your chosen topic. You can send it to your teacher so she can give you feedback.

Example of a speaking exam:
<https://www.youtube.com/watch?v=N9qICzuNzW8>

Where to find resources

- **Past Papers**
https://www.eduqas.co.uk/qualifications/media-studies-gcse/#tab_pastpapers
- **Mrs Fisher on YouTube**
<https://www.youtube.com/channel/UCUKrXP4BcJrGLzmqAhCjASg>
- **Knowledge Organisers**
<https://resources.eduqas.co.uk/Pages/ResourceSingle.aspx?rlid=1439>
- **Set Product Fact Sheets**
<https://resources.eduqas.co.uk/Pages/ResourceSingle.aspx?rlid=1885>

<https://resources.eduqas.co.uk/Pages/ResourceSingle.aspx?rlid=2187>

Exam Dates

- **Component 1** - Exploring the Media **Wednesday, 14th May (pm)**; 1 hours 30 mins (40% of GCSE)
- **Component 2** - Understanding Media Forms and Products **Thursday, 22nd May (pm)**; 1 hours 30 mins (30% of GCSE)
- **Non-Exam Assessment** (coursework) Final Deadline **28th March** (30% of GCSE)

Media Studies

Overview of Specification

Learners study a range of media forms in terms of a theoretical framework which consists of media language, representation, media industries and audiences. (See section 2 for more detail.) The following forms are studied in depth through applying all areas of the framework: newspapers, television, music video and online, social and participatory media. Advertising and marketing, film, video games, radio and magazines are studied in relation to selected areas of the framework. Areas of the framework are studied in the following way across the three components:

Component 1 Exploring the Media						
Theoretical Framework	Newspapers (in-depth study)	Film	Video games	Radio	Magazines	Advertising and marketing
Media Language	Section A				Section A	Section A
Representation	Section A				Section A	Section A
Media Industries	Section B	Section B	Section B	Section B		
Audiences	Section B		Section B	Section B		


Component 2 Understanding Media Forms and Products		
Theoretical Framework	Television (in-depth study)	Music including music video, online, social and participatory media (in-depth study)
Media Language	Section A	Section B
Representation	Section A	Section B
Media Industries	Section A	Section B
Audiences	Section A	Section B

Subject Specific Revision Techniques

Know your set texts and re-read **ALL** of the fact sheets to ensure you are aware of which text can feature where.

Understand and know how to apply the Key theories and ideas. Blumler and Katz *

Mulvey
Todorov
Propp
Alvarado
Barthes



***Know the Uses and Gratification Theory and how to apply it (PIES)**

Practice responding to questions under timed conditions.

Where to find resources

- <https://senecalearning.com/en-GB/>
- <https://www.bbc.co.uk/bitesize/examspecs/z98snbk>
- <https://www.youtube.com/playlist?list=PLftmziinjwVQCnLC4WZlrm5y2d6ILD96p>
You Tube - Two Teachers
Business Studies Edexcel
paper 1 or 2

- Business Studies Google classroom
- All students have access to this guide - see Miss Le Cras if you need to borrow one

CGP



GCSE Edexcel
Business

Revision Guide

Exam Dates

- Exam 1 - 9th May /
1 hour 45 mins
- Exam 2 - 16th May /
length 1 hour 45 mins

Business Studies

Any other information

You must know the business formulae - they will not be given to you in the exam



Calculators are allowed in both papers

Subject Specific Revision Techniques

- Learn key words and phrases
- Use core 4 techniques
- Practice 9 mark questions - finding 2 sides (positive and negative)
- Find connections between different parts of the course - eg starting a business (unit 1) and growing a business (unit 2)
- Practice calculation questions

Where to find resources

Revision guide/workbooks
www.cgpbooks.co.uk



Powerpoint presentations on sports studies google classroom

Class work folder with notes/mind maps and revision materials

Exam Dates

- ❑ *Exam - 14th May 2025*
- ❑ *1 hour 15 minutes*

Sports Studies

Any other information

- ❑ *Use the practice exam questions to check your understanding. If a gap in knowledge, go to your revision guide and use a mind map to develop your understanding*
- ❑ *Then attempt the question again.*

Subject Specific Revision Techniques

- ❑ *Mind maps*
- ❑ *Flash cards*
- ❑ *Mini tests*
- ❑ *Practising exam questions*
- ❑ *Practicing exam papers*
- ❑ *Partner/Parent questioning*

Where to find resources

- Eduqas Past Papers
- Eduqas Resources - filter by unit/film choice
- Youtube - Farrand on Film - filter by film choice

Exam Dates

- *Exam 1 - 9th May am - 1 hour 30 minutes*
- *Exam 2 - 19th May am - 1 hour 30 minutes*

Film Studies

Any other information

- *Exam board: Eduqas*

Component 1	Component 2
Rebel Without a Cause Ferris Bueller's Day Off Comparative Study Key Developments Timeline Juno & Specialist Film Writing	District 9 Tsotsi Skyfall

Subject Specific Revision

Techniques

- *Practise past questions, using Farrand's structures
Complete one past paper per week*
- *Rewatch films, focusing on key sequences*
- *Use knowledge organisers to learn all Film terminology*
- *Learn all information on Key Developments Timeline*
 - *Reread and become comfortable with writing about the Specialist Writing piece*