




Welcome to Reception 2026



Teaching Staff

Orange Class	Yellow Class
	
<p>Mrs Frazer EYFS Lead and Class Teacher</p>	<p>Mrs Lormor Class Teacher</p>

Transition Visits

- Children who are currently in our nursery will have a story with their new teacher in nursery on Monday and then they will be visiting their new classes on Monday 14th July (am, pm and 30hrs), Wednesday 16th July (pm and 30hrs only) Thursday 17th July (am and 30hrs only). Visits will last 1hr.
- Your child will receive a letter following the visit which will inform you of their class and teacher.
- Children who attend other nurseries will attend on the morning of Monday 14th July. You will have received a letter about this detailing times and drop off/collection procedures. Your child will also receive a letter informing you of the class and teacher following the visit.



The Early Years Framework

The Early years are the foundations for igniting children's curiosity and enthusiasm for learning, forming relationships and thriving. There are three **prime** areas:

1. Communication and Language
2. Physical Development
3. Personal and Social Development

The prime areas are strengthened and applied through four **specific** areas:

1. Literacy
2. Mathematics
3. Understanding the World
4. Expressive arts and Design



Our Environment

Indoors

- Creative (sticking/painting)
- Construction
- Role play
- Counting and number
- Dough area
- Writing/mark making
- Book and story telling

Outdoors

- Trim trail
- Water
- Sand
- Mud kitchen
- Large blocks
- Writing/mark making
- Garden

We also have access to some quiet break out spaces for group work and a sensory room.



Lunchtime



We operate on a 3 weekly rotated menu which can be found on the school website.

Children also receive milk and a small healthy snack during their school day.



Packed lunches are provided by the school kitchen and must be ordered through the school office in advance.



Check the menu together, which day(s) would your child like a packed lunch.

Handwriting

(abc)

A Day in the life of reception!

Maths

(2+3=5)

Worktime

phonics

u t r s c

Group Time

Topic

(2)

+3

5

Snack

Story

Lunch Time



Phonics and Reading

- Sounds write programme, teaches reading, writing and spelling. Taught daily.
- There will be a separate reading talk in October but...
- Children are given a reading book when they are ready and have early knowledge of some of the 'initial code' (letter sounds).
- In the meantime, children might be given some reading homework, in the form of 'sheets'. Glue, scissors and pencils may be needed.
- When you receive a reading book it **must** be read daily please sign the reading diary and write a short comment if you can.
- You must also sign the reading record if you have completed a reading activity sheet.

As personal development is one of our prime areas, once a week we:



jigsaw



I'm Jigsaw Jenie,
and I live in
Nursery and Reception.
I hope we can help each
other settle into school!



We are going to have lots of fun together!

We are going to help you learn about PSHE

That's about you as a **person**,
how you get on with **other people**,
how to stay healthy,
and lots more to keep you **safe**
and **help you learn**.



PE

- Physical development is one of the three prime areas of the Early Years, opportunities for children to be physical are built into each day...
- Kinetic letters... strong bodies, strong writers.
- Formal PE lessons begin after half term in small groups so please have a PE kit ready and labelled for then. Children come to school on PE days ready in their kit.





What are the behaviour expectations in our school?

3 Key Rules...

1. Stay safe
2. Show respect
3. Achieve

This is **the Biddick Way.**



Attendance and Punctuality

- At Biddick Hall Infants we have high expectations of attendance and punctuality.
- We want children to be in school so that they are able to learn. 100% attendance is essential to guarantee the highest possible achievement for your child and helps them learn the importance of not being late.
- Lateness and attendance below 100% will have a negative impact on your child's learning.
- Poor attendance and lateness will be challenged.



- You will be contacted if an absence has not been reported.
- We do carry out wellbeing visits when children have been absent, this happens on day three.
- Family holidays during term time will not be approved. A leave of absence form must be completed from the school office.
- Children who are late are missing out on vital learning time.

How Does School Attendance Affect a Child's Learning?

365 Days in a Year
190 School Days
175 Non School Days

0 Days Absence

190 Days in School



100% Attendance

Best chance of success

10 Days Absence

180 Days in School

95% Attendance

19 Days Absence

171 Days in School



90% Attendance

Less chance of success

29 Days Absence

161 Days in School

85% Attendance

38 Days Absence

152 Days in School

80% Attendance

Serious impact on education and reduced life chances

47 Days Absence

143 Days in School

75% Attendance



Having 90% Over 5 school years, is half a school year's work missed.

A 2 week holiday in term time, means that the highest attendance a child can achieve is 94.7%





- We do understand that there are unavoidable occasions when a child will be poorly and so not able to attend school please ensure that absence is reported to the school office before 8:45am.
- We know that sometimes families find it difficult to get into school. Let us know, as we are here to help you!
- We celebrate good attendance with attendance assemblies where children can be awarded a gold, silver or bronze attendance pin badge and certificate.





Starting in Reception

- Firstly we want to acknowledge the importance of you parents and carers.
- You are your child's first educator and the most important people in your child's life.
- It's a big step for you too, you are very welcome here, we are here to help with any worries or problems that you might have.



Starting in Reception

- You will see a leaflet on your seat, please take this away to read and consider, it has some good ideas about what you can do to support your child be ready for starting school.
- There are also useful websites you can access with further useful information:
 - [Best Start in Life - Best Start in Life](#)
 - [Home - Starting Reception](#)





Starting in Reception

- The importance of the EYFS and the reception year in particular is high on the government's current agenda. The Early Years provides a strong, solid foundation on which children can build in their education.
- Starting school is a big step. You may be worried that they're not ready, but when it comes to preparing for school, you're probably already doing more than you think.
- Simple, everyday moments like chatting, playing, reading together and encouraging independence all help build the skills that help them to feel confident. It's not about ticking off a list – it's about small steps that add up over time.
- You can start to practise these skills together now. Building these habits early supports their development and helps them settle into school with confidence.
- You will see a leaflet on your seat, please take this away to read and consider, it has some good ideas about what you can do to support your child be ready for starting school.
- There are also useful websites you can access with further useful information:
- [Best Start in Life - Best Start in Life](#)
- [Home - Starting Reception](#)

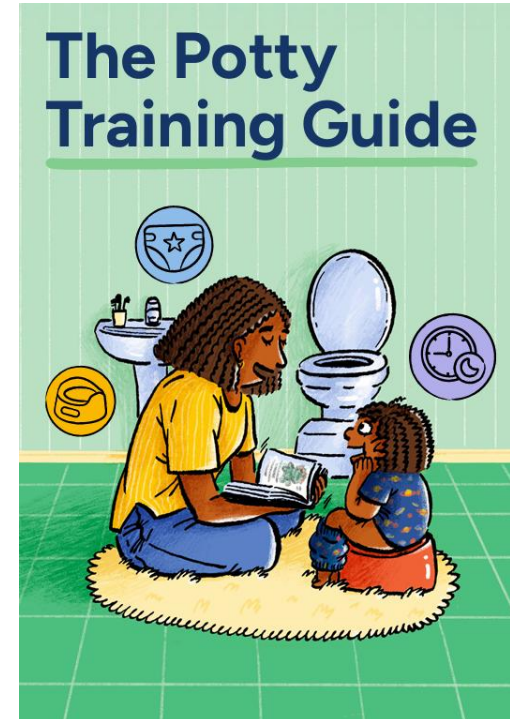
Toileting

- Many children who are starting Reception with us will already be toilet trained.
- If your child is not toilet trained don't worry, the six week break might be a great time to start.
- [Potty training: how to start & best age to potty train – ERIC](#)
- The ERIC website (Children's Bladder and Bowel Charity) has lots of advice. They state that:

Research shows it is better for your child's bladder and bowel health to stop using nappies between 18 and 30 months.

The longer you leave it, the harder it can be for your child to learn this new skill and accept not having a nappy on anymore.

- The health visiting/ school nursing team can also help so reach out if you feel you need further support or advice.
- Once you have decided to start toilet training at home let us know and we'll ensure that they get regular prompts in school. Please provide spares so we can easily change if needed. We will work together on this.





School Nursing Team



Mrs Burdon

- Deputy Head teacher and SEND co.



School Uniform

Our school uniform consists of the following:

Red jumper/cardigan

White polo t-shirt

Black or grey trousers/shorts/skirt

Black or grey trainers/shoes

In addition to the above children have a PE uniform. Initially reception children do not take part in PE lessons therefore further information regarding this will follow once your child starts school in September.

Please note you can buy our school uniform complete with school logo from Initial Images, Rekendyke Industrial Estate. They can also be ordered online at

www.initialimages.co.uk

Breakfast club



We now offer a **free** breakfast club every morning for children who attend our school in Reception-Year 2. It opens at 8am and runs until 8:45. Children can eat their breakfast and then they have the opportunity to play games, read stories and socialise with their friends before school starts. We do also offer breakfast club to our junior children but it is charged at £5 per session. To book a place for your child you must register via the school office.

Smarties

We also have an after school club which runs after school from 3:15pm-5:30pm this is a paid club and is £10 per session. This includes a small meal for your child too. Again, you must register your child for Smarties after school club with the school office and book children onto the sessions in advance. *£15 registration fee per family per year.



What does my child need to bring to school each day?

1. Warm waterproof coat (soon hats, gloves and scarves).
2. Wellies (to be kept in school)
3. Their reading book and book bag (please keep water bottles out of the book bags)
4. A school water bottle filled with water. (No juice or flavoured water) *all children receive a free school water bottle on their first day.



Please can you provide:

- Spare clothes –there are occasional accidents and we do get messy!
- Wellies (labelled)
- PE Kit once informed





Drop off/collection procedures

- The school gate opens at 8:45am and closes at 8:55am.
- If your child is late you must go to the school office, pick up a late slip and then return to the late gate. Lateness and attendance is rigorously monitored and challenged. It is vital children are on time and present when they are well.
- The reception yard gate is accessed at the back of the school (next gate up from nursery)
- Collection time is 3:15pm from the same gate.
- Please enter the yard but stand behind the 'line' staff will dismiss children from their class door.
- Please be patient especially at first while we get to know names and faces. –They leave one at a time.
- Ensure collection records are up to date and that you let the office know any changes.
- For safety reasons please ensure your child does not use the equipment in the yard or reception outdoor area.



Keeping in touch:
on the gate
phone

e-mail: office@biddickhallinfants.co.uk

facebook

tapestry



reach more parents

parent pay  ParentPay

Please ensure that if you have not returned your information packs that you do so asap.

Look out for two emails in the coming weeks:

- **One email will be with a link for you to fill in a collection record.**
- **The second will be for anyone who receives free school meals through benefit entitlement will get a supermarket voucher to help with the cost of uniform.**



Please label all clothing and shoes

Starting Reception at Biddick Hall Infants



Where do we go on the first day?

- The school gate opens at 8:45am and closes at 8:55am.
- The reception yard gate is accessed at the back of the school (next gate up from nursery)
- Collection time is 3:15pm from the same gate.

Please remember to label all items of clothing, wellies and shoes.

Helpful apps to download:

Tapestry



Parent pay



ParentPay

Reach more parents



Reception 2026-27 Transition Timetable

Monday 29 th June	Welcome to Reception Meeting for Parents and Carers
Wednesday 8 th July	Final Nursery Stay and Play session
Monday 13 th July	Story in Nursery with new teacher (am/pm & 30hrs)
Tuesday 14 th July	Visit your new teacher and classroom (am, pm, 30hrs and external nurseries 10-11)
Wednesday 15 th July	Visit your new teacher and classroom (pm and 30hrs)
Thursday 16 th July	Visit your new teacher and classroom (am and 30hrs)
Friday 17 th July	Final day in nursery
Thursday 3 rd September	First day of Reception!

What does my child need to bring

1. Warm waterproof coat
2. School Water bottle (They will be given this in school on their first day.
3. Wellies (To be kept in school)



We are here to help any questions or worries:
 call: 0191 9330830 or email
office@biddickhallinfants.co.uk



Questions?