




Week: 14 Wednesday 8th July		Year Group: Reception	
English Reading	English Writing	Maths	Wider Curriculum
<p><u>Share story</u></p> <p>On espresso listen to the story called “share”. Talk about the importance of sharing and taking turns.</p> <p>Can you think of a time when you shared a toy at school or with your siblings?</p> <p>https://central.espresso.co.uk/espresso/primary_uk/subject/module/video/item1167506/grade6/module1102907/index.html</p>	<p><u>Handwriting:</u></p> <p>Practise your letter formation. Make sure you hold your pencil correctly. Let's practise our one arm robot letters.</p> <p>r, b, n, h, m, k, p</p>  <p>You can do this on Purple Mash on: 2Handwrite</p> <p>If not try it on paper.</p>	<p><u>Measurement</u></p> <p>Can you complete an activity in a certain amount of time. Set a timer for a small amount of time such as a minute and see how many times you can jump in that minute. Do this with different units of time and different tasks. Can you beat your time?</p> 	<p>Whole School -</p> <p>You all now know who your new teachers are in your new class... Do you have a question for your new teacher? Would you like to draw them a picture or write them a little note?</p> <p>Purple Mash 2do set or email your questions to office@biddickhallinfants.co.uk</p>

<p><u>Phonics</u> Read each word to your child and ask them to write it down and say the sounds as they write each one. Stretch the word out the help your child hear all the sounds. Encourage your child to read each word out loud after writing it to check.</p> <p>Words to read and write: slip, frog smell, plum spin, flag, gruff swim, drop brag, bless</p>	<p><u>Phonics</u> Read each sentence out loud to your child fully. -</p> <p>Mam and Jef put up the tent but the wind did not help.</p> <p>Ask your child to write each word as you say it again. Say one at a time for your child to write. Remind them to use finger spaces, a capital letter and a full stop.</p>	<p><u>Shortest to tallest</u></p> <p>Can you line your toys up in order from shortest to tallest?</p>  <p>Order other objects in the house using measurement such as length or height.</p>	<p><u>Move it like an animal:</u> Find a space with nothing around you, perhaps the garden and practise these animal moves on espresso.</p> <p>https://central.espresso.co.uk/espresso/primary_uk/subject/module/video_index/item1216686/grade/index.html</p> <p>Think about how fast the animal moves, does it have lots of legs, does it crawl or stomp?</p>
---	--	--	---

Home learning pack:

Complete a phonics worksheet from your home learning pack.

Remember to say the sounds and read the words carefully.

Imagination writing:

Look at the daily pictures on:
<https://www.pobble365.com/>

Talk to your child about what they can see and what they think is happening in the photographs.

Encourage children to use their imagination and to look at the details they can see.

Children are to write sentences about what they can see on the image.

Measurement using Non Standard Units

Use something from around the house to measure how tall you are. You could use a pencil or hands

eg How many hands tall are you?

Measure other objects or parts of your body such as hands and feet.

**Summer holidays:**

It is nearly time for the school holidays. Can you draw a picture of all the things you would like to do in the holidays and label it.

Maybe your siblings and grown up can draw what they would like to do too.

Then throughout the holidays, you can look back at your drawings and pick a new activity or adventure to do each week.

PE - Everyday at 9am join Joe Wicks on YouTube for a workout.

If you fancy a change try this website - the children in school have really enjoyed these dance workouts: <https://www.jumpstartjonny.co.uk/home>