



Week: 10 Wednesday 3rd June

Year Group: Year 2

English Reading	English Writing	Maths	Wider Curriculum
<p>This week your reading is linked with the wider curriculum. Please log into Espresso and click on the Home button. Then click on the following links: News 1 - My First Newspaper - Space.</p> <p>Read the newspaper article, either by yourself or with your adult. Talk about any words you do not understand for example harder words like astronomer, shuttle, imagine and telescope.</p> <p>Use the extra links to explore more information about space to help with your first English writing task.</p>	<p>Now after doing your English reading and wider curriculum tasks for this week, can you write some facts about Space, you could think about Living in Space, The International Space Station, or even Mars or Jupiter! You decide!</p> <p>You can write these out on paper or...Purple mash 2do set.</p>	<p>Follow this link to be taken to BBC bitesize. Watch the video and complete some activities all about the 10 times table. Repeated addition and multiplication: 10 times table - Homeschool lessons in KS1 Maths Year 2</p> <p>If you don't have access to the internet then practice counting in 10s forwards and backwards. Then try these repeated addition problems:</p> <p>10+10+10= 10+10+10+10= 10+10+10+10+10+10=</p> <p>Challenge can you work out the correct multiplication to match the repeated addition e.g. 10+10=2x10</p>	 <p>On Saturday two astronauts from America were launched into space in a super fast rocket. Click here to watch a short video of the launch.</p> <p>https://www.youtube.com/watch?v=TxBj8R7XKe4</p> <p>They were going on a mission to the International Space Station. The ISS orbits (travels around) our planet finding out important things about space -this is called research.</p> <p>Why not try building your own rocket using lego or blocks?</p> <p>You could also make a rocket using 'recycled materials'.</p> 

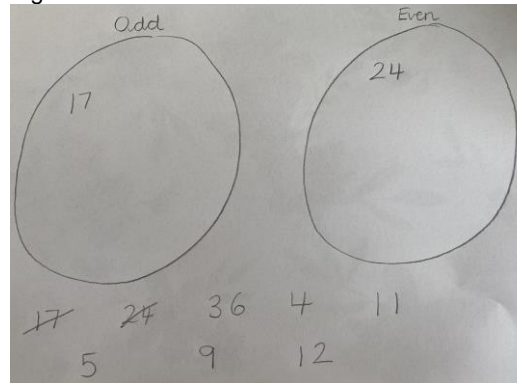
<p>Go onto the Oak National Academy website. This is the link for your online lesson:</p> <p>https://www.thenational.academy/year-2/english/the-firework-makers-daughter-to-retrieve-information-year-2-wk5-1</p> <p>This is all about The Firework Maker's Daughter - Chapter 3. The focus of the learning is to find information.</p> <p>You will need a pencil and a piece of paper.</p>	<p>Handwriting practise - now all you need is paper and a pencil:</p> <p>Practise the following bottom exit joins...</p> <p style="text-align: center;"><i>as, ha, is, th</i></p> <p>Now practice writing these words using the joins you have just practiced:</p> <p style="text-align: center;"><i>has, hat, this, isn't</i></p> <p>Write each word three times.</p> <p>Remember to ensure they all stand on the line.</p>	<div style="border: 2px solid purple; padding: 10px; margin-bottom: 10px;"> <p style="text-align: center;">Check it! PA</p> <p style="text-align: center;">Sort the numbers into odd and even piles.</p> <p style="text-align: right;">24 43 1</p> <div style="display: flex; justify-content: space-around; align-items: center;"> <div style="border: 1px solid black; border-radius: 50%; width: 60px; height: 60px; display: flex; align-items: center; justify-content: center;">ODD</div> <div style="border: 1px solid black; border-radius: 50%; width: 60px; height: 60px; display: flex; align-items: center; justify-content: center;">EVEN</div> </div> <p style="text-align: center;">How do you know?</p> <p style="text-align: center;"><small>Counting</small></p> <p style="text-align: center;"><small>*Identifies odd and even numbers.</small></p> </div> <div style="border: 2px solid purple; padding: 10px;"> <p style="text-align: center;">Check it! PA</p> <p>Amy thinks of a number.</p> <p>Her number:</p> <ul style="list-style-type: none"> - is an even number is between 40 and 45 - has two different digits. <p>What is her number? How do you know?</p> <p style="text-align: center;"><small>Counting</small></p> <p style="text-align: center;"><small>*Identifies odd and even numbers.</small></p> </div> <p style="color: purple;">Purple mash 2do set for the 2nd check it...</p>	<p>As part of our work on habitats this week, let's think about different trees in your environment. Look for leaves on the ground in your garden or whilst you are on a walk with your adult. Bring them home and make rubbings of them. (Place them under a piece of paper and use a pencil or a crayon to rub over the top.</p> <p>Now you need to find out which tree they came from. Here is a website that will help you be a nature detective.</p> <p>https://www.woodlandtrust.org.uk/media/48345/leaf-id-sheet.pdf</p> <p>Let us know on purple mash which ones you found!</p> <p style="color: purple;">Purple Mash 2Do set.</p>
<p>Read these words with /g/ in: (g, gg, gh, gu) goat, waggie, gherkin, guilt</p>	<p>Parents: ask your child to read this sentence OR read this sentence to your child:</p>	<p>Log into espresso and follow ks1-maths-multiplication and division -activities</p>	<p>This week would have been science week in school. We would have been talking about animals and their habitats. A habitat is a</p>

Remember to say the sounds as you read the word!
How do you spell /g/ in these words?
Write them into categories on a piece of paper according to how you spell /g/.
Say the sounds as you write the words

The silly **goat** ate a **gherkin**.
He had an upset tummy and was full of **guilt**.
Ask your child to write this sentence and underline the different ways we spell /g/. If your child misspells one of the words in red, help them to write it again correctly.
REMEMBER TO SAY THE SOUNDS AS YOU WRITE THEM - IT HELPS THE LEARNING TO STICK!

Work through the 'odd and even numbers activity' and the 'multiples of 2 and 5' activity.

If you don't have online access draw two circles and label them odd and even. Get your child to sort a range of numbers into the correct category e.g.



home... a place where an animal or plant likes to live.

There are some great videos about habitats on the BBC bitesize website. Follow this link to watch them:

<https://www.bbc.co.uk/bitesize/articles/zhvmt39>

There are also some brilliant activities to have a go at.

Try this first: Draw or make your favourite habitat. Describe what it is and what animals and plants might like to live there.

[Purple Mash 2Do set.](#)

There's also a fun quiz on purple mash. We have set it as a 2do for you.

If you don't have internet access, talk with your child about what sorts of animals or plants you would find: In a woodland, in an urban area (like a city), at the coast... draw some animals from each habitat that you discuss.

PE - Everyday at 9am join Joe Wicks on YouTube for a workout.

If you fancy a change try this website - the children in school have really enjoyed these dance workouts: <https://www.jumpstartjonny.co.uk/home>